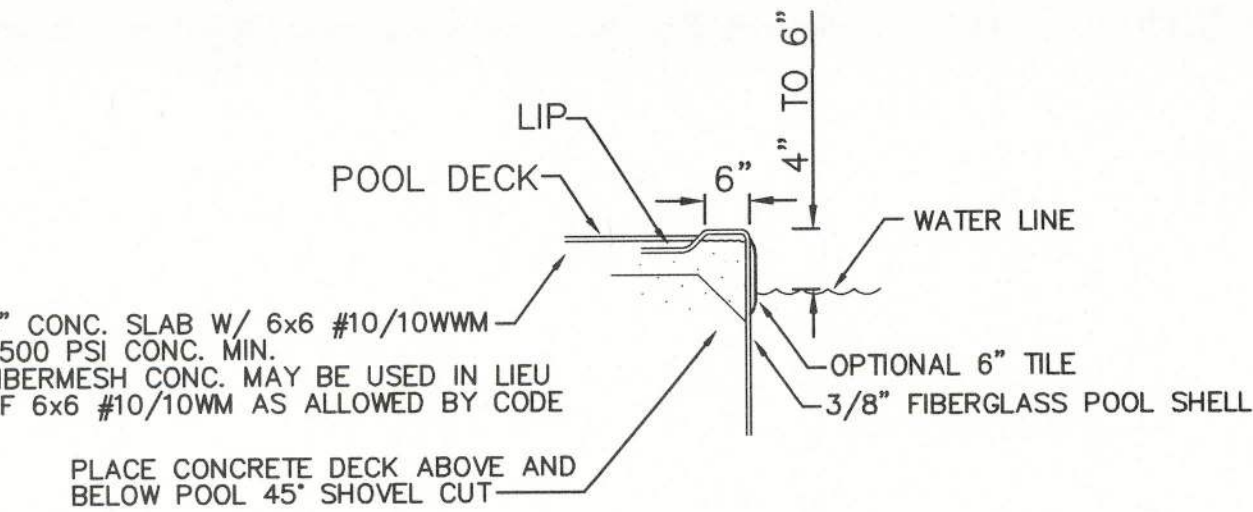
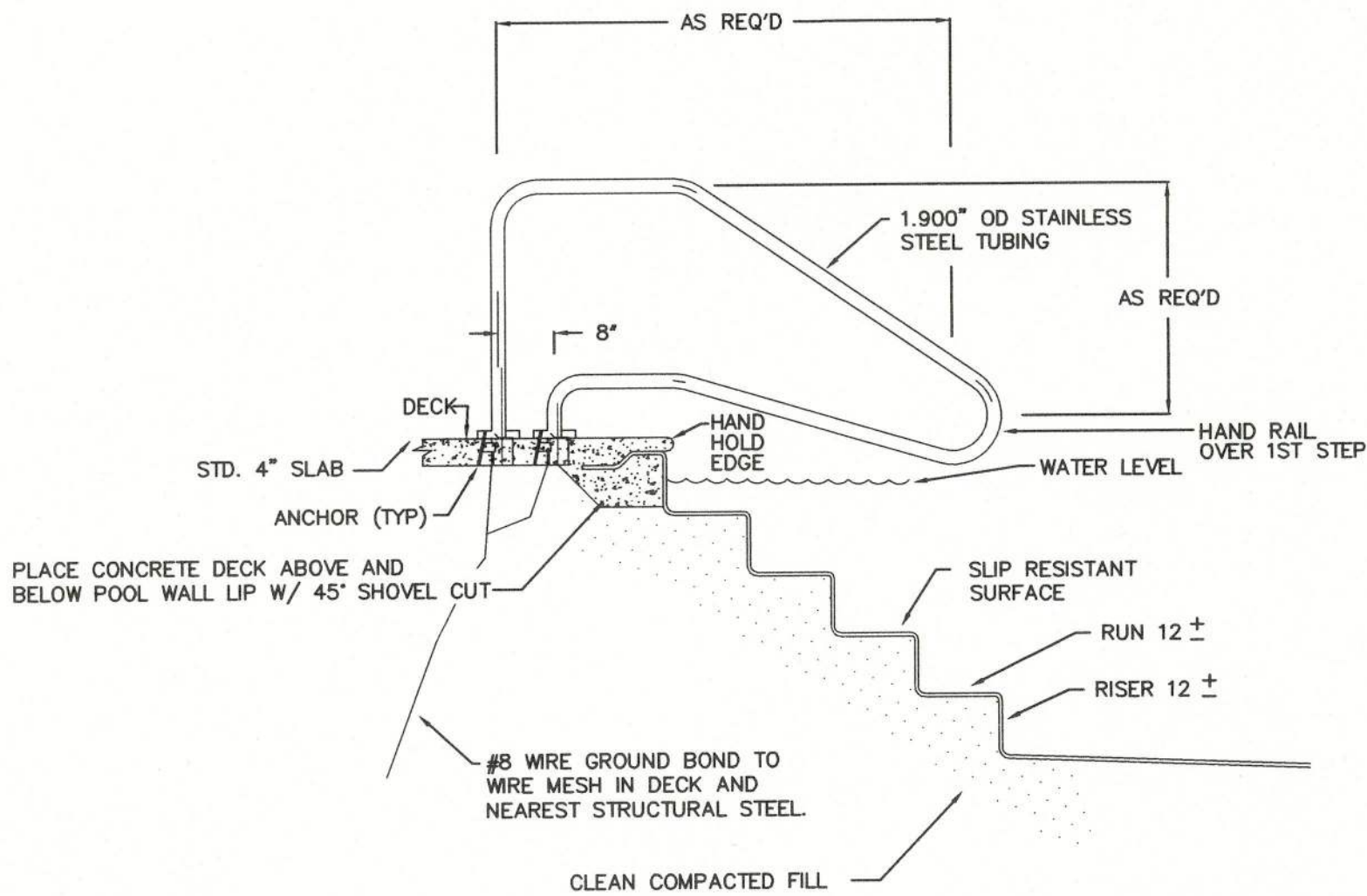


GENERAL CONSTRUCTION NOTES:

- 1) -Pool installation shall be by a qualified and licensed (approved by local building department and San Juan pools) pool contractor. The installation shall conform to all state and local building codes, as well as tenants of any association with jurisdiction.
- 2) -Water supply and disposal shall be so arranged that there is no cross connection with domestic service.
- 3) -Main drain to have anti-vortex type cover or a grate with a minimum open area of 65 sq. in. or as to local codes, securely fastened in place.
- 4) -Pool turnover shall be 12 hours maximum with cartridge filter and properly grounded approved pump (min. 1/2 hp per 50 GPM at 55 TDH.) Pool pump to be above ground with weather protective housing.
- 5) -All electric shall conform to N.E.C. No overhead wires shall pass within 10 feet of pool.
- 6) -Concrete shall be 2500 psi at 28 days. Pool bottom to be placed in 4" Min. of sand. Conc. Slab to have 6x6, #10/10wmm. Fiberglass conc. may be used in lieu of 6x6 #10/10wmm as allowed by code.
- 7) -Hydrostatic pressures: design assumes pool is full at all times, with any required hold downs and reinforcing by others.
- 8) -Hydrostatic relief valve not credited for more than 2 feet of the difference of head between pool bottom and floor criteria level, use where code requires.
- 9) -Pool shall bear on undisturbed soil, free of peat, muck or other deleterious material of any significant amount.
- 10) -Backfill shall have bearing value greater than 600 PSF with Vertical angle of Repose. Back-fill material must not contain rocks that could damage pool walls. Back-fill shall be installed and compacted in lifts to match water level in pool and not deform pool.
- 11) -Steps or ladders shall be provided at each end of pool per code.
- 12) -Pool ladders shall be corrosion resistant with non-slip treads. Hand rails and ladders shall have No. 8 solid copper grounds and Solidly imbedded anchors.
- 13) -Steps, treads and risers shall conform to local codes when different than that shown.
- 14) -Therapy seats, where installed, shall be recessed in to the sides of such pool not more than 20 inches below water level, and in such a manner as to clearly distinguish such underwater obstructions from pool areas in to which persons may dive.
- 15) -Swimming pool skimmer(s) shall have deck openings.
- 16) -Electrical hook-up of pool equipment, rails, boxes, etc and grounding of deck steel shall be in accordance with the National Electrical Code and all applicable state and local building codes by a licensed electrical contractor.
- 17) -Install 12 volt light. When allowed by local code. Higher voltage shall be GFI protected per NEC. At installers option Fiber optic Lighting may be used.
- 18) -If the slope from shallow end to deep end is more than 1:7 a safety rope shall be provided when required.
- 19) -Supports and steps shall be properly reinforced and of sufficient structural strength to safely carry all anticipated loads.
- 20) -All pipe to be PVC schedule 40 suitable for potable water, or to local code.
- 21) -Direct suction pipes from the pool shall have Secondary Reliefs.



ALTERNATE COPING DETAIL  
NOT TO SCALE



STEP HANDRAIL SECTION  
NOT TO SCALE

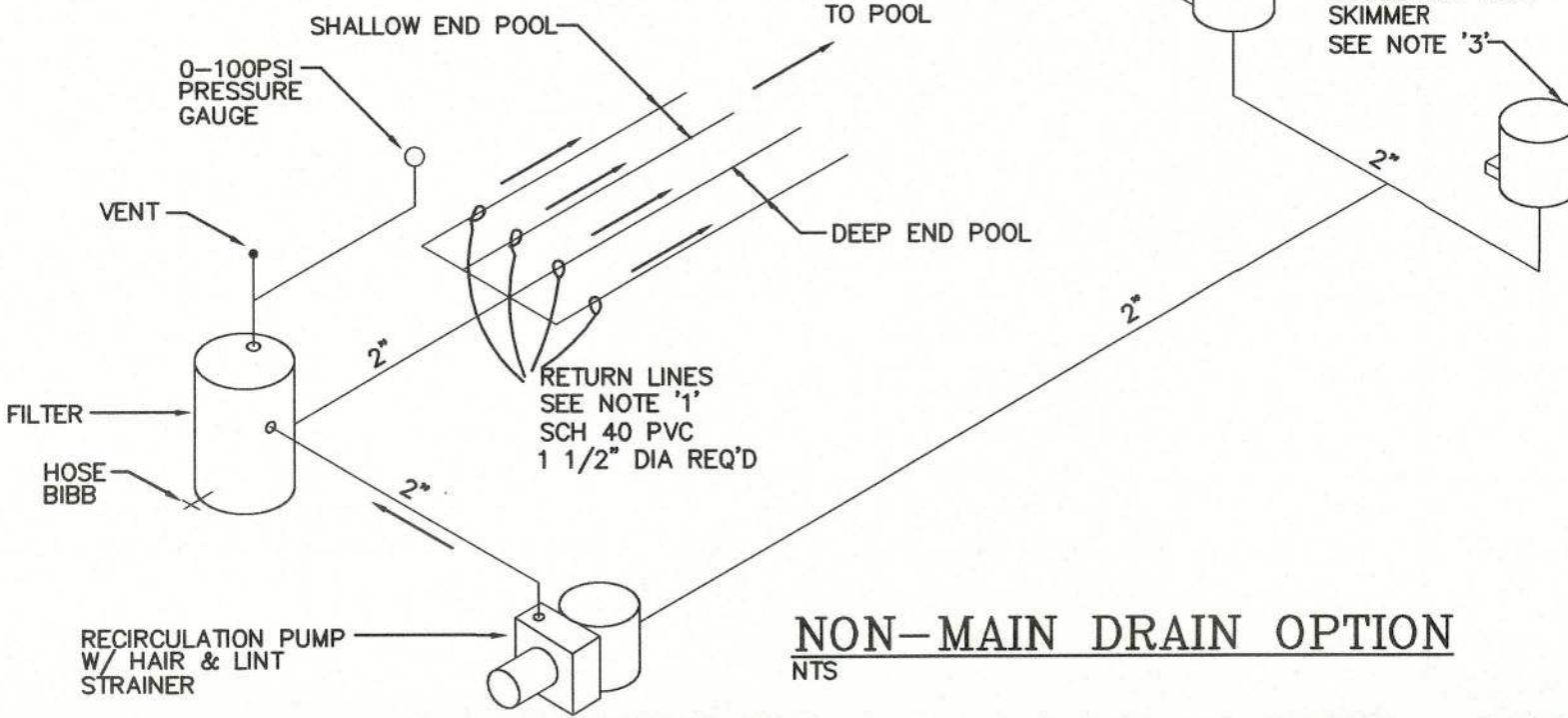
POOL EQUIPMENT AND PROPERTIES

Quantity	Item	Manufacturer
*	Inlet-Return 1 1/2" white cycloc Model SP-1032	Hayward MFG. Co. or Equal.
*	Inlet-Directional Flow white cycloc "Hydro-stream" with 1/2" hole, Model SP-1419-C	Hayward MFG. Co. or Equal.
*	Main Drain Anti-Vortex Model SP-1048-AV or 1035-AV	Hayward MFG. Co. or Equal.
*	Hydrostatic Relief Valve Model SP-1056	Hayward MFG. Co. or Equal.
*	Skimmer Model SP-1076	Hayward MFG. Co. or Equal.
*	Niche Light Assembly PVC SP607 with 1" Conduit connection	Hayward MFG. Co. or Equal.
*	Light Assembly 100 watt, 12 volt with Power Cord	American Products Co. or Equal.

\* Quantities Specified at Construction

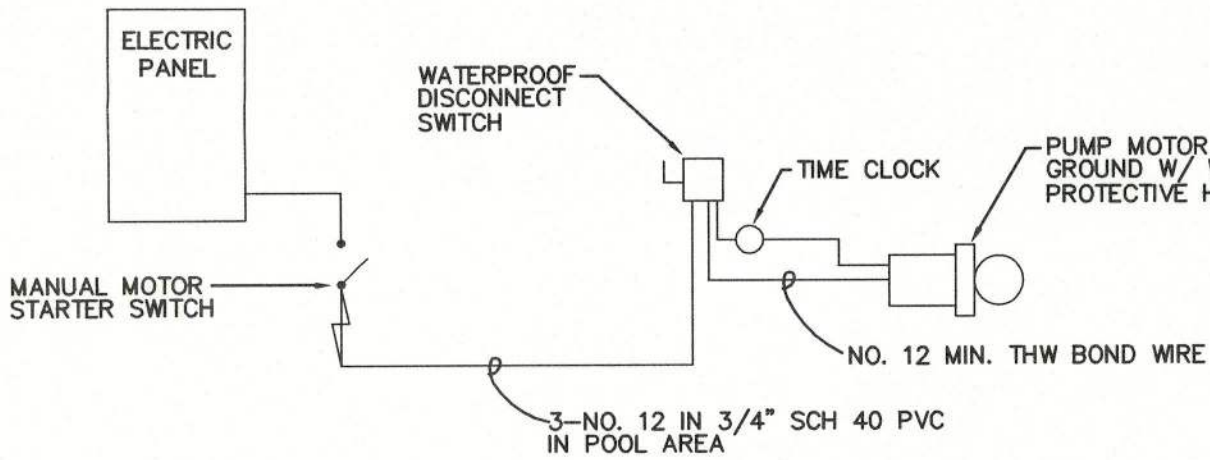
Typical properties of a REINFORCED FIBERGLASS pool:

Barcol hardness of 30 mil gel coat	40 - 50
Glass content by weight	27%
Tensile strength, PSI at 77 F	19,500
Tensile elongation	1 - 2%
Flexural strength, PSI at 77 F	23,800 - 27,600
Flexural modulus, PSI x 10 at 77 F	0.72 - 0.77
Izod Impact FT-LB5/Inch of notch	5.9
Compressive strength, PSI	25,000 to 38,000
Typical thickness inches	3/8"

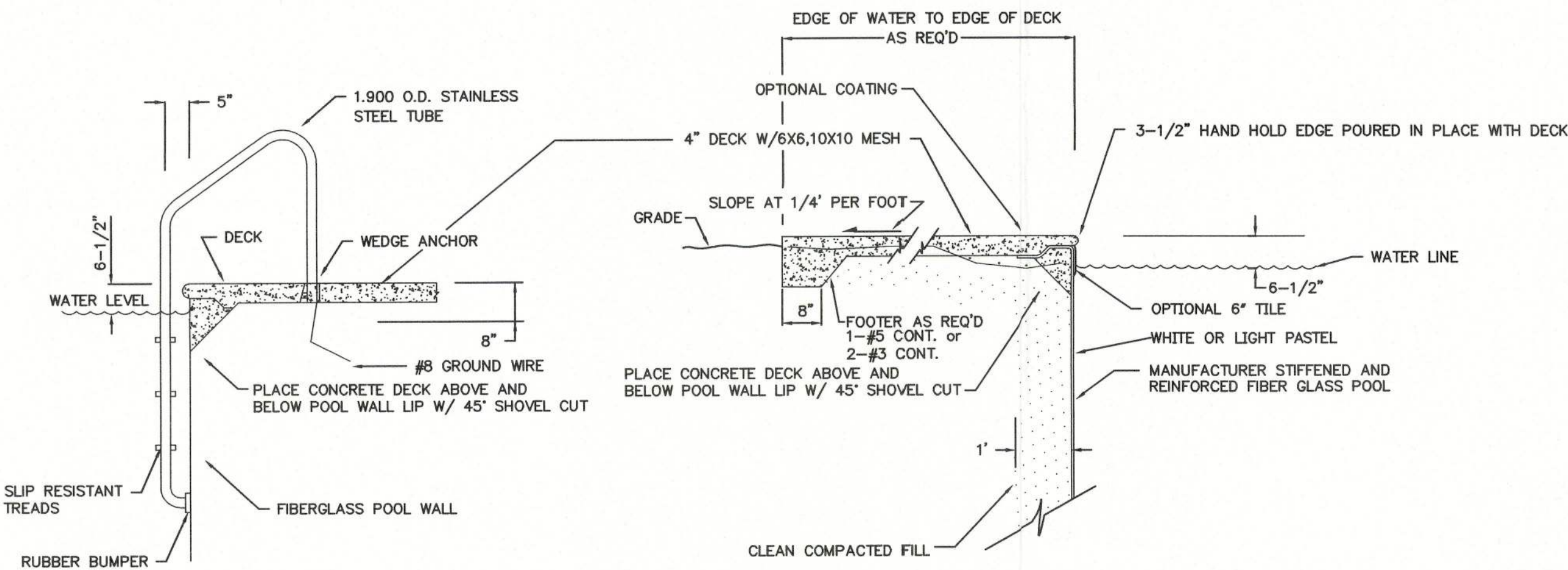


NOTES:

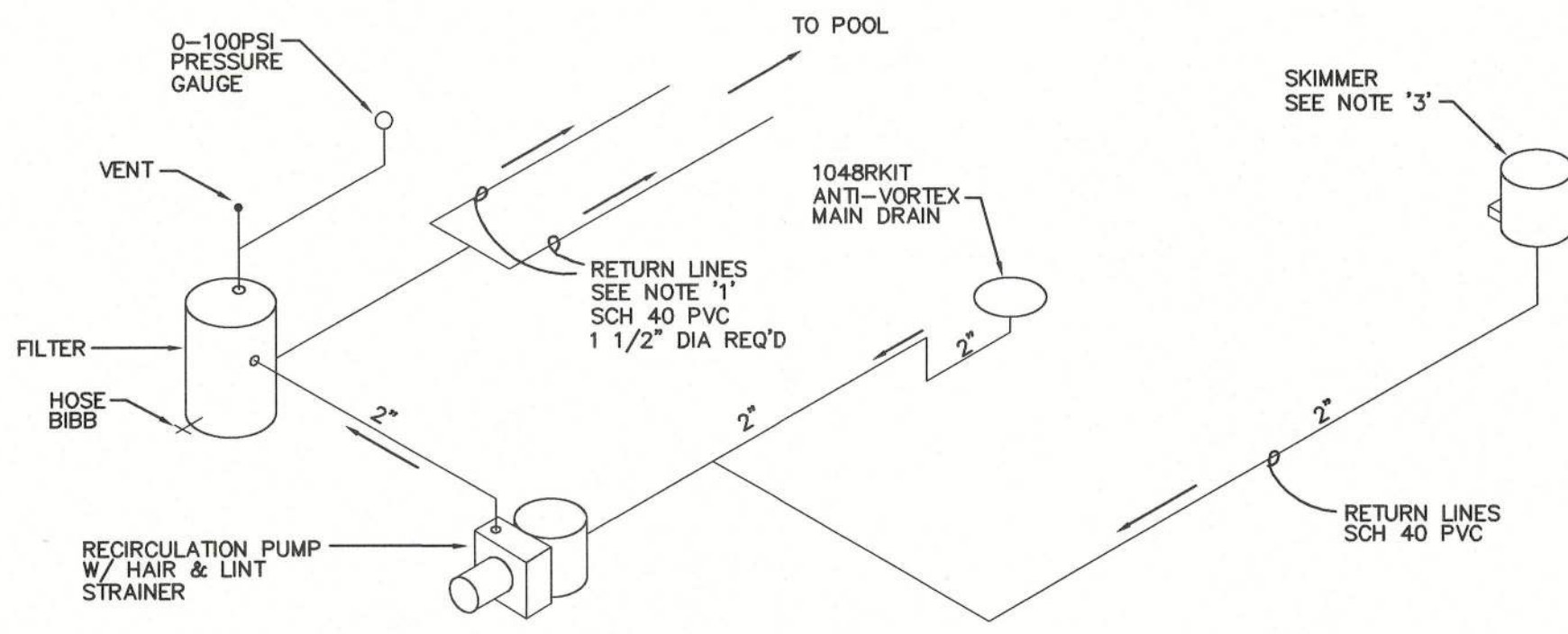
- (1) TWO RETURN LINES REQUIRED FOR POOLS LESS THAN 450 SQ.FT. OF SURFACE AREA. GREATER THAN 450 SQ.FT. OF SURFACE AREA REQUIRES FOUR LINES. MINIMUM SEPARATION OF LINES ENTERING POOL SHALL BE 10 FT.
- (2) SUMP LINE (WHEN REQ'D) TO BE 2" SCH. 40 PVC FROM 4 CUBIC FOOT GRAVEL BED BENEATH MAIN DRAIN TO 18" FROM EQUIPMENT.
- (3) TWO SKIMMERS REQUIRED IF POOL AREA GREATER THAN 450 SQ.FT. OF SURFACE AREA.



ELECTRICAL DIAGRAM  
NTS



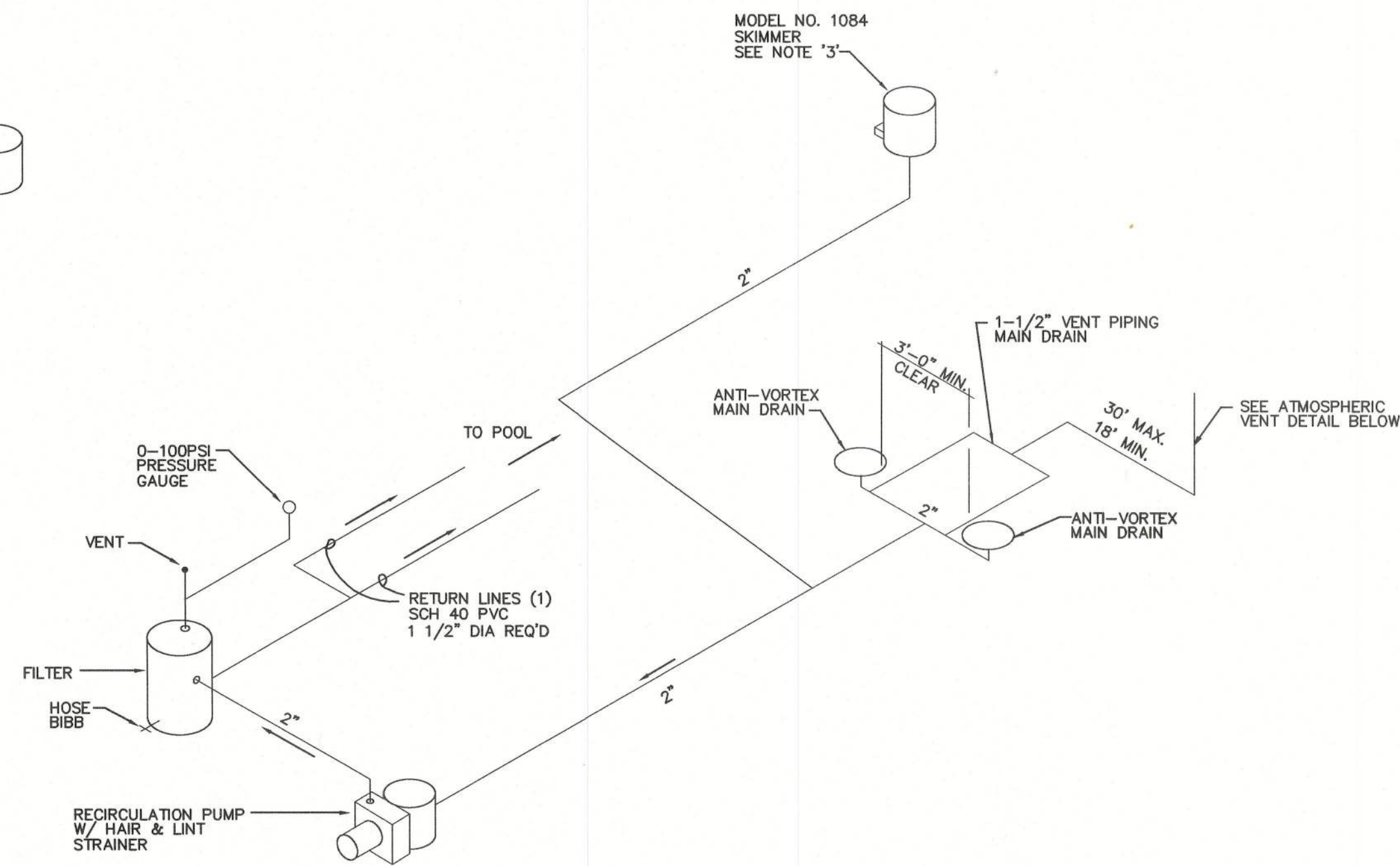
WALL SECTION  
NOT TO SCALE



1048RKIT MAIN DRAIN OPTION  
NTS

NOTES:

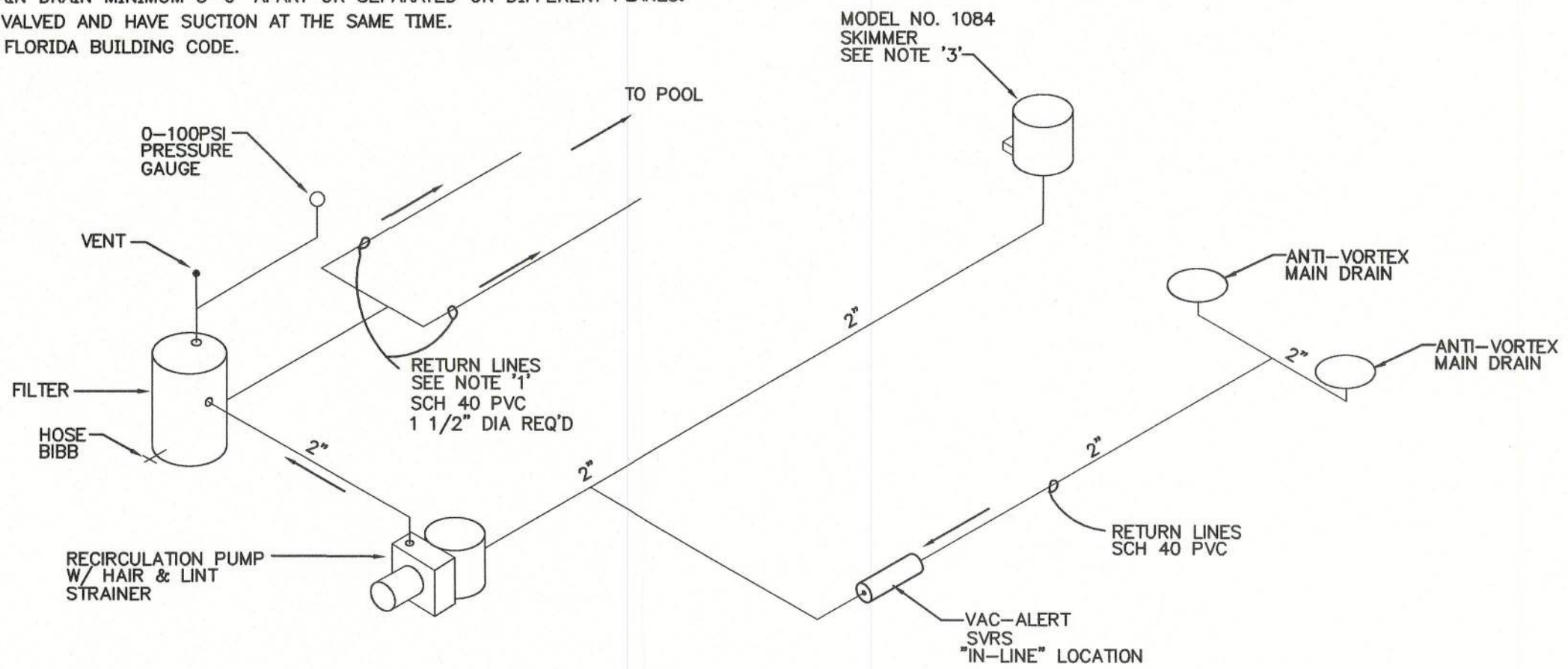
- (1) ONE RETURN LINE REQUIRED FOR POOLS LESS THAN 450 SQ.FT. OF SURFACE AREA. GREATER THAN 450 SQ.FT. OF SURFACE AREA REQUIRES TWO LINES. MINIMUM SEPARATION OF LINES ENTERING POOL SHALL BE 10 FT.
- (2) SUMP LINE (WHEN REQ'D) TO BE 2" SCH. 40 PVC FROM 4 CUBIC FOOT GRAVEL BED BENEATH MAIN DRAIN TO 18" FROM EQUIPMENT.
- (3) TWO SKIMMERS REQUIRED IF POOL AREA GREATER THAN 450 SQ.FT. OF SURFACE AREA.



ATMOSPHERIC VENT OPTION  
NTS

NOTES:

- (1) ONE RETURN LINE REQUIRED FOR POOLS LESS THAN 450 SQ.FT. OF SURFACE AREA. GREATER THAN 450 SQ.FT. OF SURFACE AREA REQUIRES TWO LINES. MINIMUM SEPARATION OF LINES ENTERING POOL SHALL BE 10 FT.
- (2) SUMP LINE (WHEN REQ'D) TO BE 2" SCH. 40 PVC FROM 4 CUBIC FOOT GRAVEL BED BENEATH MAIN DRAIN TO 18" FROM EQUIPMENT.
- (3) TWO SKIMMERS REQUIRED IF POOL AREA GREATER THAN 450 SQ.FT. OF SURFACE AREA.
- (4) TESTED IN COMPLIANCE WITH FLORIDA BUILDING CODE 424.2.6.6 SUCTION ENTRAPMENT ATMOSPHERIC VENT TEST PROTOCOL
- (5) THE ACTUAL SUCTION ENTRAPMENT ATMOSPHERIC VENT TESTING WAS ACCOMPLISHED UNDER MY DIRECTION AND SUPERVISION ON DECEMBER 8, 2001.
- (6) THE MAXIMUM VACUUM WITH ONE SUMP PLUGGED AND A BODY ENTRAPMENT ON THE OTHER SUMP NEVER EXCEED 4.5" OF MERCURY. THE ENTRAPMENT RELEASED IN LESS THAN 3 SECONDS.
- (7) ALL SUCTION PIPING TO BE 2"
- (8) ALL VENT PIPING TO BE 1-1/2"
- (9) MAXIMUM SUCTION PIPE VELOCITY TO BE 6 FEET PER SECOND.
- (10) MAIN DRAIN LOCATED IN DEEPEST PART OF THE POOL.
- (11) POOL MUST HAVE MAIN DRAIN MINIMUM 3'-0" APART OR SEPARATED ON DIFFERENT PLANES. THEY MUST NOT BE VALVED AND HAVE SUCTION AT THE SAME TIME.
- (12) FITTINGS PER 2001 FLORIDA BUILDING CODE.



VAC-ALERT OPTION  
NTS

NOTES:

- (1) ONE RETURN LINE REQUIRED FOR POOLS LESS THAN 450 SQ.FT. OF SURFACE AREA. GREATER THAN 450 SQ.FT. OF SURFACE AREA REQUIRES TWO LINES. MINIMUM SEPARATION OF LINES ENTERING POOL SHALL BE 10 FT.
- (2) SUMP LINE (WHEN REQ'D) TO BE 2" SCH. 40 PVC FROM 4 CUBIC FOOT GRAVEL BED BENEATH MAIN DRAIN TO 18" FROM EQUIPMENT.
- (3) TWO SKIMMERS REQUIRED IF POOL AREA GREATER THAN 450 SQ.FT. OF SURFACE AREA.

MICHAEL A. ROBINSON, P.E.  
(RUSTY)  
STRUCTURAL ENGINEERING  
INDUSTRIAL, COMMERCIAL, & RESIDENTIAL  
921 SHADOW DRIVE  
LAKELAND, FLORIDA 33809  
OFFICE PHONE: 863-815-9541  
FAX LINE: 863-850-9061  
E-MAIL ADDRESS: rusty@rusty.net

REV	DESCRIPTION	DATE	APRV
AECC/SAN JUAN POOLS			
BY: AMERICAN ENVIRONMENTAL CONTAINER CORP. 2302 LASSO LANE LAKELAND, FLORIDA 33801 (941) 666-3020			
Date	Checked By	Job No.	
12-22-99	MAR		
Title	SPECIFICATIONS/DETAILS		Sheet 2 of 2