

As required by Florida Statute 553.842 and Florida Administrative Code 9B-72, please provide the information and approval numbers on the building components listed below if they will be utilized on the construction project for which you are applying for a building permit. We recommend you contact your local product supplier should you not know the product approval number for any of the applicable listed products. Statewide approved products are listed online @ [www.floridabuilding.org](http://www.floridabuilding.org)

| Category/Subcategory                     | Manufacturer | Product Description | Approval Number(s) |
|--|--------------|---------------------|--------------------|
| <b>1. EXTERIOR DOORS</b>                 |              |                     |                    |
| A. SWINGING                              |              |                     |                    |
| B. SLIDING                               |              |                     |                    |
| C. SECTIONAL/ROLL UP                     |              |                     |                    |
| D. OTHER                                 |              |                     |                    |
| <b>2. WINDOWS</b>                        |              |                     |                    |
| A. SINGLE/DOUBLE HUNG                    |              |                     |                    |
| B. HORIZONTAL SLIDER                     |              |                     |                    |
| C. CASEMENT                              |              |                     |                    |
| D. FIXED                                 |              |                     |                    |
| E. MULLION                               |              |                     |                    |
| F. SKYLIGHTS                             |              |                     |                    |
| G. OTHER                                 |              |                     |                    |
| <b>3. PANEL WALL</b>                     |              |                     |                    |
| A. SIDING                                |              |                     |                    |
| B. SOFFITS                               |              |                     |                    |
| C. STOREFRONTS                           |              |                     |                    |
| D. GLASS BLOCK                           |              |                     |                    |
| E. OTHER                                 |              |                     |                    |
| <b>4. ROOFING PRODUCTS</b>               |              |                     |                    |
| A. ASPHALT SHINGLES                      |              |                     |                    |
| B. NON-STRUCTURAL METAL                  |              |                     |                    |
| C. ROOFING TILES                         |              |                     |                    |
| D. SINGLE PLY ROOF                       |              |                     |                    |
| E. OTHER                                 |              |                     |                    |
| <b>5. STRUCTURAL COMPONENTS</b>          |              |                     |                    |
| A. WOOD CONNECTORS                       |              |                     |                    |
| B. WOOD ANCHORS                          |              |                     |                    |
| C. TRUSS PLATES                          |              |                     |                    |
| D. INSULATION FORMS                      |              |                     |                    |
| E. LINTELS                               |              |                     |                    |
| F. OTHERS                                |              |                     |                    |
| <b>6. NEW EXTERIOR ENVELOPE PRODUCTS</b> |              |                     |                    |


*See enclosed Capital  
specs from  
Metal Supply.*

The products listed below did not demonstrate product approval at plan review. I understand that at the time of inspection of these products, the following information must be available to the inspector on the jobsite; 1) copy of the product approval, 2) performance characteristics which the product was tested and certified to comply with, 3) copy of the applicable manufacturers installation requirements.  
Further, I understand these products may have to be removed if approval cannot be demonstrated during inspection.

Contractor OR Agent Signature

Date

NOTES: \_\_\_\_\_  
\_\_\_\_\_  
\_\_\_\_\_



## **Force Engineering & Testing**

19530 Ramblewood Drive  
Humble, Texas 77338  
Phone: (281) 540-6603 FAX: (281) 540-9966  
Website: [www.forceengineeringtesting.com](http://www.forceengineeringtesting.com)

### **Product Evaluation Report CAPITAL METAL SUPPLY, INC.**

#### ***Min. 29 Ga. Capital Rib Roof Panel over 7/16" OSB***

#### **Florida Product Approval # 17992.2 R3**

Florida Building Code 2020  
Per Rule 61G20-3  
Method: 1 -D


Category: Roofing  
Subcategory: Metal Roofing  
Compliance Method: 61G20-3.005(1)(d)  
NON HVHZ

**Product Manufacturer:**  
Capital Metal Supply, Inc.  
629 S.E. Industrial Circle  
Lake City, FL 32025

**Engineer Evaluator:**  
Johnathan Green, P.E. #88223  
Florida Evaluation ANE ID: 12901

**Validator:**  
Brian Jaks, P.E. #70159

**Contents:**  
Evaluation Report    Pages 1 – 5




THIS ITEM HAS BEEN  
DIGITALLY SIGNED AND  
SEALED BY JOHNATHAN  
GREEN ON THE DATE  
ADJACENT TO THE SEAL.

PRINTED COPIES OF THIS  
DOCUMENT ARE NOT  
CONSIDERED SIGNED AND  
SEALED AND THE  
SIGNATURE MUST BE  
VERIFIED ON ANY  
ELECTRONIC COPIES.




|                                  |  |
|----------------------------------|--|
| <b>Compliance Statement:</b>     | The product as described in this report has demonstrated compliance with the Florida Building Code 2020, Sections 1504.3.2, 1504.7.  |
| <b>Product Description:</b>      | Capital Rib Roof Panel, Min. 29 Ga. Steel, 36" Wide, through fastened roof panel over minimum 7/16" OSB decking. Non-structural Application.   |
| <b>Panel Material/Standards:</b> | Material: Min. 29 Ga. Steel, ASTM A792 or ASTM A653 G90 conforming to Florida Building Code 2020 Section 1507.4.3. Paint finish optional.<br>Yield Strength: Min. 80.0 ksi<br>Corrosion Resistance: Panel Material shall comply with Florida Building Code 2020, Section 1507.4.3.   |
| <b>Panel Dimension(s):</b>       | Thickness: 0.0160" Min. coated thickness<br>Width: 36" Maximum Coverage<br>Rib Height: ¾" major rib at 9" O.C.<br>Panel Rollformer: MRS Metal Rollforming Systems  |
| <b>Panel Fastener:</b>           | #10-15 x 1-1/2" Woodgrip HiLo dual thread with sealing washing or approved equal.<br>¼" minimum penetration through plywood<br>Corrosion Resistance: Per Florida Building Code 2020, Section 1507.4.4.   |
| <b>Substrate Description:</b>    | (1) layer of asphalt composition shingles (optional) over (1) layer of 30# felt paper (optional) over minimum 7/16" OSB (or 15/32" 4-ply APA Plywood) over 2x10 Southern Yellow pine rafters at 24" O.C. OSB must be inspected and able to withstand the wind loading induced by the wood purlins. Substrate must be designed in accordance w/ Florida Building Code 2020. |



THIS ITEM HAS BEEN  
DIGITALLY SIGNED AND  
SEALED BY JOHNATHAN  
GREEN ON THE DATE  
ADJACENT TO THE SEAL.

PRINTED COPIES OF THIS  
DOCUMENT ARE NOT  
CONSIDERED SIGNED AND  
SEALED AND THE  
SIGNATURE MUST BE  
VERIFIED ON ANY  
ELECTRONIC COPIES.





**Force Engineering & Testing**  
19530 Ramblewood Drive  
Humble, Texas 77338  
Phone: (281) 540-6603 FAX: (281) 540-9966  
Website: [www.forceengineeringtesting.com](http://www.forceengineeringtesting.com)

**Allowable Design Uplift Pressures:**

Table "A"

|                                       |             |             |
|---------------------------------------|-------------|-------------|
| Maximum Total Uplift Design Pressure: | 22.7 psf    | 78.5 psf    |
| Fastener Pattern:                     | 9"-9"-9"-9" | 9"-9"-9"-9" |
| Pattern Spacing:                      | 24" O.C.    | 6" O.C.     |

\*Design Pressure includes a Safety Factor = 2.0.

**Code Compliance:**

The product described herein has demonstrated compliance with The Florida Building Code 2020, Section 1504.3.2, 1504.7.


**Evaluation Report Scope:**

The product evaluation is limited to compliance with the structural wind load requirements of the Florida Building Code 2020, as relates to Rule 61G20-3.

**Performance Standards:**

The product described herein has demonstrated compliance with:

- UL 580-06 - Test for Uplift Resistance of Roof Assemblies
- UL 1897-2012 - Uplift Test for Roof Covering Systems
- FM 4471-92 - Foot Traffic Resistance Test




THIS ITEM HAS BEEN  
DIGITALLY SIGNED AND  
SEALED BY JOHNATHAN  
GREEN ON THE DATE  
ADJACENT TO THE SEAL.

PRINTED COPIES OF THIS  
DOCUMENT ARE NOT  
CONSIDERED SIGNED AND  
SEALED AND THE  
SIGNATURE MUST BE  
VERIFIED ON ANY  
ELECTRONIC COPIES.



|                                   |  |
|-----------------------------------|--|
| <b>Code Compliance:</b>           | The product described herein has demonstrated compliance with The Florida Building Code 2020, Section 1504.3.2, 1504.7.  |
| <b>Evaluation Report Scope:</b>   | The product evaluation is limited to compliance with the structural wind load requirements of the Florida Building Code 2020, as relates to Rule 61G20-3.  |
| <b>Performance Standards:</b>     | The product described herein has demonstrated compliance with: <ul style="list-style-type: none"><li>▪ UL 580-06 - Test for Uplift Resistance of Roof Assemblies</li><li>▪ UL 1897-2012 - Uplift Test for Roof Covering Systems</li><li>▪ FM 4471-92 - Foot Traffic Resistance Test</li></ul>  |
| <b>Reference Data:</b>            | <ol style="list-style-type: none"><li>1. UL 580-06 / 1897-04 Uplift Test<br/>Force Engineering &amp; Testing, Inc. (FBC Organization # TST-5328)<br/>Report No. 587-0125T-16A, B</li><li>2. FM 4471-10, Section 4.4 Foot Traffic Resistance Test<br/>Force Engineering &amp; Testing, Inc. (FBC Organization # TST-5328)<br/>Report No. 587-0169T-15C</li><li>3. Certificate of Independence<br/>By Johnathan Green, P.E. (No. 88223) @ Force Engineering &amp; Testing<br/>(FBC Organization # ANE ID: 12901)</li></ol> |
| <b>Test Standard Equivalency:</b> | <ol style="list-style-type: none"><li>1. The UL 1897-04 test standard is equivalent to the UL 1897-2012 test standard.</li><li>2. The FM 4471-10, Foot Traffic Resistance test standard is equivalent to the FM 4471-92, Foot Traffic Resistance test standard</li></ol>   |
| <b>Quality Assurance Entity:</b>  | The manufacturer has established compliance of roof panel products in accordance with the Florida Building Code and Rule 61G20-3.005 (3) for manufacturing under a quality assurance program audited by an approved quality assurance entity.  |



THIS ITEM HAS BEEN  
DIGITALLY SIGNED AND  
SEALED BY JOHNATHAN  
GREEN ON THE DATE  
ADJACENT TO THE SEAL.

PRINTED COPIES OF THIS  
DOCUMENT ARE NOT  
CONSIDERED SIGNED AND  
SEALED AND THE  
SIGNATURE MUST BE  
VERIFIED ON ANY  
ELECTRONIC COPIES.



|  |  |
|--|--|
| <b>Minimum Slope Range:</b>            | Minimum Slope shall comply with Florida Building Code 2020, including Section 1507.4.2 and in accordance with Manufacturers recommendations. For slopes less than 3:12, lap sealant must be used in the panel side laps.   |
| <b>Installation:</b>                   | Install per manufacturer's recommended details.  |
| <b>Underlayment:</b>                   | Per Florida Building Code 2020, Section 1507.1 and manufacturer's installation guidelines.   |
| <b>Roof Panel Fire Classification:</b> | Fire classification is not part of this acceptance.  |
| <b>Shear Diaphragm:</b>                | Shear diaphragm values are outside the scope of this report.   |
| <b>Design Procedure:</b>               | Based on the dimensions of the structure, appropriate wind loads are determined using Chapter 16 of the Florida Building Code 2020 for roof cladding wind loads. These component wind loads for roof cladding are compared to the allowable pressure listed above. The design professional shall select the appropriate erection details to reference in his drawings for proper fastener attachment to his structure and analyze the panel fasteners for pullout and pullover. Support framing must be in compliance with Florida Building Code 2020 Chapter 22 for steel, Chapter 23 for wood and Chapter 16 for structural loading. |



THIS ITEM HAS BEEN  
DIGITALLY SIGNED AND  
SEALED BY JOHNATHAN  
GREEN ON THE DATE  
ADJACENT TO THE SEAL.

PRINTED COPIES OF THIS  
DOCUMENT ARE NOT  
CONSIDERED SIGNED AND  
SEALED AND THE  
SIGNATURE MUST BE  
VERIFIED ON ANY  
ELECTRONIC COPIES.



## Force Engineering & Testing

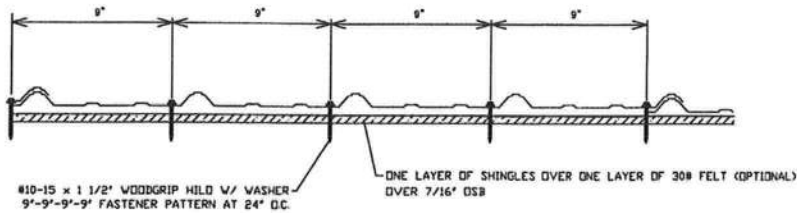
19530 Ramblewood Drive

Humble, Texas 77338


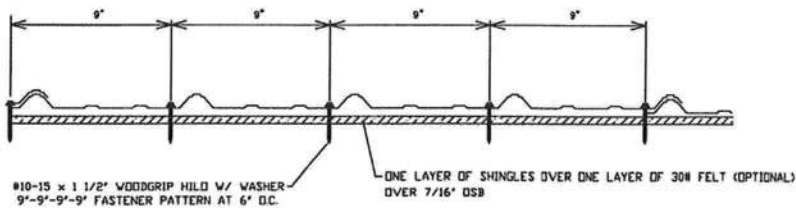
Phone: (281) 540-6603 FAX: (281) 540-9966

Website: [www.forceengineeringtesting.com](http://www.forceengineeringtesting.com)

29 GA. CAPITAL RIB PANEL  
FASTENER PATTERN AT 24" O.C.



29 GA. CAPITAL RIB PANEL  
FASTENER PATTERN AT 6" O.C.



THIS ITEM HAS BEEN  
DIGITALLY SIGNED AND  
SEALED BY JOHNATHAN  
GREEN ON THE DATE  
ADJACENT TO THE SEAL.

PRINTED COPIES OF THIS  
DOCUMENT ARE NOT  
CONSIDERED SIGNED AND  
SEALED AND THE  
SIGNATURE MUST BE  
VERIFIED ON ANY  
ELECTRONIC COPIES.