

44761

I, Christopher Cherry have requested on 6/23/22 to change my Setup Contractor to Mike Bremer as Mr. Dale Houston was unable to Setup Mobile home in timely manner



6/23/22

LIMITED POWER OF ATTORNEY


I Manuel Branan Do hereby Authorize Christopher Cherry
To pull my permits and act on my behalf in all aspects of applying for a Mobile Home Permit
located in Columbia County for

(Home Owner)
Manuel Branan
Signature
6-23-22
Date

Sworn to and Subscribed before me on this 23 Day of June 2022

Paula Dupree
Notary Public

MY Commission Expires: 4-16-26
Commission No. HH819008
Personally Known: ✓
Produced ID. (Type): _____



Mobile Home Permit Worksheet

Installer: Manuel Branna License # 1025396

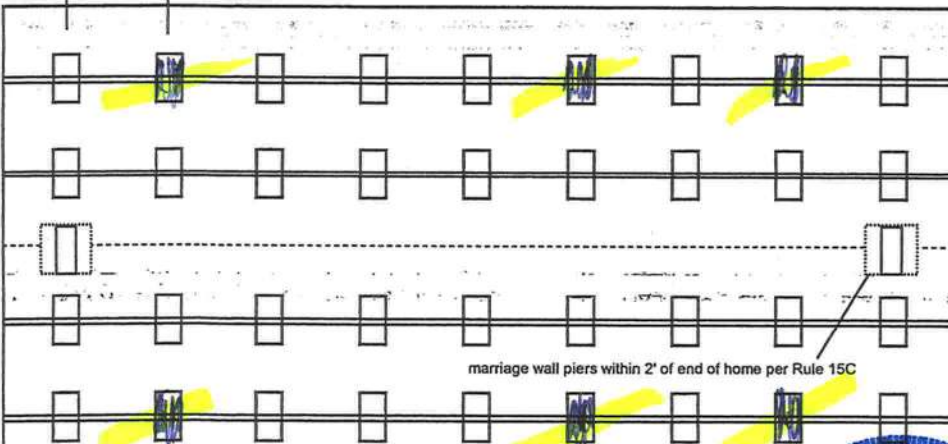
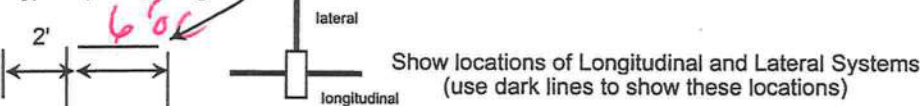
Address of home being installed _____

Manufacturer _____ Length x width _____

NOTE: if home is a single wide fill out one half of the blocking plan
if home is a triple or quad wide sketch in remainder of home
I understand Lateral Arm Systems cannot be used on any home (new or used)
where the sidewall ties exceed 5 ft 4 in.

Installer's initials MB

Typical pier spacing



Application Number: _____ Date: _____

New Home ☐ Used Home ☒

Home installed to the Manufacturer's Installation Manual
Home is installed in accordance with Rule 15-C ☒

Single wide ☐ Wind Zone II ☒ Wind Zone III ☐

Double wide ☒ Installation Decal # 29015

Triple/Quad ☐ Serial # _____

PIER SPACING TABLE FOR USED HOMES

Load bearing capacity	Footer size (sq in)	16" x 16" (256)	18 1/2" x 18 1/2" (342)	20" x 20" (400)	22" x 22" (484)*	24" X 24" (576)*	26" x 26" (676)
1000 psf	3'	3'	4'	5'	6'	7'	8'
1500 psf	4' 6"	4' 6"	6'	7'	8'	8'	8'
2000 psf	6'	6'	8'	8'	8'	8'	8'
2500 psf	7' 6"	8'	8'	8'	8'	8'	8'
3000 psf	8'	8'	8'	8'	8'	8'	8'
3500 psf	8'	8'	8'	8'	8'	8'	8'

* interpolated from Rule 15C-1 pier spacing table.

PIER PAD SIZES

I-beam pier pad size 17x25
Perimeter pier pad size 16x16
Other pier pad sizes (required by the mfg.) 23x31

Draw the approximate locations of marriage wall openings 4 foot or greater. Use this symbol to show the piers.

List all marriage wall openings greater than 4 foot and their pier pad sizes below.

Opening 18' Pier pad size 23x31

POPULAR PAD SIZES

Pad Size	Sq In
16 x 16	256
16 x 18	288
18.5 x 18.5	342
16 x 22.5	360
17 x 22	374
13 1/4 x 26 1/4	348
20 x 20	400
17 3/16 x 25 3/16	441
17 1/2 x 25 1/2	446
24 x 24	576
26 x 26	676

ANCHORS

4 ft 5 ft

FRAME TIES

within 2' of end of home spaced at 5' 4" oc

TIEDOWN COMPONENTS

Longitudinal Stabilizing Device (LSD)
Manufacturer _____
Longitudinal Stabilizing Device w/ Lateral Arms
Manufacturer _____

OTHER TIES

Sidewall _____ Number 10
Longitudinal _____
Marriage wall _____
Shearwall _____

Mobile Home Permit Worksheet

POCKET PENETROMETER TEST

The pocket penetrometer tests are rounded down to 1500 psf or check here to declare 1000 lb. soil without testing.

x 1.5 x 1.5 x 1.5

POCKET PENETROMETER TESTING METHOD

1. Test the perimeter of the home at 6 locations.
2. Take the reading at the depth of the footer.
3. Using 500 lb. increments, take the lowest reading and round down to that increment.

x 1.5 x 1.5 x 1.5

TORQUE PROBE TEST

The results of the torque probe test is 285 inch pounds or check here if you are declaring 5' anchors without testing _____. A test showing 275 inch pounds or less will require 5 foot anchors.

Note: A state approved lateral arm system is being used and 4 ft. anchors are allowed at the sidewall locations. I understand 5 ft anchors are required at all centerline tie points where the torque test reading is 275 or less and where the mobile home manufacturer may requires anchors with 4000 lb holding capacity.

MB Installer's initials

ALL TESTS MUST BE PERFORMED BY A LICENSED INSTALLER

Installer Name Manuel Brown

Date Tested 6-23-22

Electrical

Connect electrical conductors between multi-wide units, but not to the main power source. This includes the bonding wire between multi-wide units. Pg. W/C

Plumbing

Connect all sewer drains to an existing sewer tap or septic tank. Pg. 150

Connect all potable water supply piping to an existing water meter, water tap, or other independent water supply systems. Pg. _____

Application Number: _____ Date: _____

Site Preparation

Debris and organic material removed
Water drainage: Natural Swale Pad Other _____

Fastening multi wide units

Floor: Type Fastener: lags Length: 6" Spacing: 24"
Walls: Type Fastener: 5/8" Length: 4" Spacing: 24"
Roof: Type Fastener: lags Length: 6" Spacing: 24"
For used homes a min. 30 gauge, 8" wide, galvanized metal strip will be centered over the peak of the roof and fastened with galv. roofing nails at 2" on center on both sides of the centerline.

Gasket (weatherproofing requirement)

I understand a properly installed gasket is a requirement of all new and used homes and that condensation, mold, mildew and buckled marriage walls are a result of a poorly installed or no gasket being installed. I understand a strip of tape will not serve as a gasket.

Installer's initials

Type gasket Pg. Foam

Installed:
Between Floors Yes /
Between Walls Yes /
Bottom of ridgebeam Yes /

Weatherproofing

The bottomboard will be repaired and/or taped. Yes / Pg. _____
Siding on units is installed to manufacturer's specifications. Yes /
Fireplace chimney installed so as not to allow intrusion of rain water. Yes /

Miscellaneous

Skirting to be installed. Yes / No _____
Dryer vent installed outside of skirting. Yes / N/A
Range downflow vent installed outside of skirting. Yes / N/A
Drain lines supported at 4 foot intervals. Yes /
Electrical crossovers protected. Yes /
Other : _____

Installer verifies all information given with this permit worksheet is accurate and true based on the manufacturer's installation instructions and or Rule 15C-1 & 2

Installer Signature Manuel Brown Date 6-23-22