

Columbia County New Building Permit Application

For Office Use Only **Application #** _____ **Date Received** _____ **By** _____ **Permit #** _____
Zoning Official _____ **Date** _____ **Flood Zone** _____ **Land Use** _____ **Zoning** _____
FEMA Map # _____ **Elevation** _____ **MFE** _____ **River** _____ **Plans Examiner** _____ **Date** _____
Comments _____

☐ NOC ☐ EH ☐ Deed or PA ☐ Site Plan ☐ State Road Info ☐ Well letter ☐ 911 Sheet ☐ Parent Parcel # _____
☐ Dev Permit # _____ ☐ In Floodway ☐ Letter of Auth. from Contractor ☐ F W Comp. letter
☐ Owner Builder Disclosure Statement ☐ Land Owner Affidavit ☐ Ellisville Water ☐ App Fee Paid ☐ Sub VF Form

Septic Permit No. 12-SC-2413/88 OR **City Water** ☐ **Fax** _____

Applicant (Who will sign/pickup the permit) Vincent or Brenda Gallo **Phone** _____

Address 125 Pinecrest Circle San Mateo, FL 32187

Owners Name Coby D Fincher and Maria F Fincher **Phone** 904-501-7877

911 Address 355 Kerce Glen Lulu, FL 32061-7545

Contractors Name Michael E Powell **Phone** 904-501-7877

Address 903 North Bay St Eustis, FL. 32726

Contractor Email brendargallo@gmail.com *****Include to get updates on this job.**

Fee Simple Owner Name & Address Coby D Fincher and Maria F Fincher 355 Kerce Glen Lulu, FL 32061-7545

Bonding Co. Name & Address N/A

Architect/Engineer Name & Address N/A

Mortgage Lenders Name & Address N/A

Circle the correct power company ☐ FL Power & Light ☐ Clay Elec. ☐ Suwannee Valley Elec. ☐ Duke Energy

Property ID Number 32-4S-18-10529-002 **Estimated Construction Cost** \$309,485

Subdivision Name N/A **Lot** N/A **Block** N/A **Unit** N/A **Phase** _____

Driving Directions from a Major Road Go to US-90 E turn left go 2.0 miles, right onto FL-100 E 0.8 mi, right onto SE County Rd 245 go 4.2 mi, left on CR 252 E go 3.7 mi, right onto SE Pounds Hammock Rd go 0.6 mi, right onto SE Kerce Glen 0.2 mi to 355 SE Kerce Glen.

Construction of New Modular Home **Commercial** OR X **Residential**

Proposed Use/Occupancy Residential **Number of Existing Dwellings on Property** 1

Is the Building Fire Sprinkled? NO **If Yes, blueprints included** _____ **Or Explain** _____

Circle Proposed ☐ **Culvert Permit** or ☐ **Culvert Waiver** or ☐ **D.O.T. Permit** or ☒ **Have an Existing Drive**

Actual Distance of Structure from Property Lines - Front 437' **Side** 86' **Side** 241' **Rear** 840'

Number of Stories 1 **Heated Floor Area** 2014 **Total Floor Area** 2136 **Acreage** 20

Zoning Applications applied for (Site & Development Plan, Special Exception, etc.) None

CODE: Florida Building Code 2017 and the 2014 National Electrical Code.

Application is hereby made to obtain a permit to do work and installations as indicated. I certify that no work or installation has commenced prior to the issuance of a permit and that all work be performed to meet the standards of all laws regulating construction in this jurisdiction.

TIME LIMITATIONS OF APPLICATION : An application for a permit for any proposed work shall be deemed to have been abandoned 180 days after the date of filing, unless pursued in good faith or a permit has been issued.

TIME LIMITATIONS OF PERMITS: Every permit issued shall become invalid unless the work authorized by such permit is commenced within 180 days after its issuance, or if the work authorized by such permit is suspended or abandoned for a period of 180 days after the time work is commenced. A valid permit receives an approved inspection every 180 days. Work shall be considered not suspended, abandoned or invalid when the permit has received an approved inspection within 180 days of the previous approved inspection.

FLORIDA'S CONSTRUCTION LIEN LAW: Protect Yourself and Your Investment: According to Florida Law, those who work on your property or provide materials, and are not paid-in-full, have a right to enforce their claim for payment against your property. This claim is known as a construction lien. If your contractor fails to pay subcontractors or material suppliers or neglects to make other legally required payments, the people who are owed money may look to your property for payment, even if you have paid your contractor in full. This means if a lien is filed against your property, it could be sold against your will to pay for labor, materials or other services which your contractor may have failed to pay.

NOTICE OF RESPONSIBILITY TO CONTRACTOR AND AGENT: **YOU ARE HEREBY NOTIFIED** as the recipient of a building permit from Columbia County, Florida, you will be held responsible to the County for any damage to sidewalks and/or road curbs and gutters, concrete features and structures, together with damage to drainage facilities, removal of sod, major changes to lot grades that result in ponding of water, or other damage to roadway and other public infrastructure facilities caused by you or your contractor, subcontractors, agents or representatives in the construction and/or improvement of the building and lot for which this permit is issued. No certificate of occupancy will be issued until all corrective work to these public infrastructures and facilities has been corrected.

WARNING TO OWNER: YOUR FAILURE TO RECORD A NOTICE OF COMMENCEMENT MAY RESULT IN YOU PAYING TWICE FOR IMPROVEMENTS TO YOUR PROPERTY. A NOTICE OF COMMENCEMENT MUST BE RECORDED AND POSTED ON THE JOB SITE BEFORE THE FIRST INSPECTION. IF YOU INTEND TO OBTAIN FINANCING, CONSULT WITH YOUR LENDER OR ATTORNEY BEFORE RECORDING YOUR NOTICE OF COMMENCEMENT.

OWNERS CERTIFICATION: I CERTIFY THAT ALL THE FOREGOING INFORMATION IS ACCURATE AND THAT ALL WORK WILL BE DONE IN COMPLIANCE WITH ALL APPLICABLE LAWS REGULATING CONSTRUCTION AND ZONING.

NOTICE TO OWNER: There are some properties that may have deed restrictions recorded upon them. These restrictions may limit or prohibit the work applied for in your building permit. You must verify if your property is encumbered by any restrictions or face possible litigation and or fines.

Coby D. Fincher
Print Owners Name

[Signature]
Owners Signature

****Property owners must sign here before any permit will be issued.**

****If this is an Owner Builder Permit Application then, ONLY the owner can sign the building permit when it is issued.**

CONTRACTORS AFFIDAVIT: By my signature I understand and agree that I have informed and provided this written statement to the owner of all the above written responsibilities in Columbia County for obtaining this Building Permit including all application and permit time limitations.

X Michael E Buell
Contractor's Signature

Contractor's License Number CBC1263091
Columbia County
Competency Card Number _____


Affirmed under penalty of perjury to by the Contractor and subscribed before me this 8 day of Nov 2021.

Personally known ☒ or Produced Identification _____

Brenda R Gallo

State of Florida Notary Signature (For the Contractor)

SEAL:



SUBCONTRACTOR VERIFICATION

APPLICATION/PERMIT # _____ JOB NAME Coby D Fincher and Maria F Fincher

THIS FORM MUST BE SUBMITTED BEFORE A PERMIT WILL BE ISSUED




Columbia County issues combination permits. One permit will cover all trades doing work at the permitted site. It is **REQUIRED** that we have records of the subcontractors who actually did the trade specific work under the general contractors permit.

NOTE: It shall be the responsibility of the general contractor to make sure that all of the subcontractors are licensed with the Columbia County Building Department.

Use website to confirm licenses: <http://www.columbiacountyfla.com/PermitSearch/ContractorSearch.aspx>

NOTE: If this should change prior to completion of the project, it is your responsibility to have a corrected form submitted to our office, before that work has begun.

Violations will result in stop work orders and/or fines.

ELECTRICAL <input checked="" type="checkbox"/>	Print Name <u>Jacob Grener</u> Signature <u></u> Company Name: <u>Grener Electric</u> CC# _____ License #: <u>EC13009274</u> Phone #: _____	Need <input type="checkbox"/> Lic <input type="checkbox"/> Liab <input type="checkbox"/> W/C <input type="checkbox"/> EX <input type="checkbox"/> DE
MECHANICAL/A/C <input checked="" type="checkbox"/>	Print Name <u>Barry Depriest</u> Signature <u></u> Company Name: <u>Depriest A/C & Heating Inc</u> CC# _____ License #: <u>CAC056348</u> Phone #: _____	Need <input type="checkbox"/> Lic <input type="checkbox"/> Liab <input type="checkbox"/> W/C <input type="checkbox"/> EX <input type="checkbox"/> DE
PLUMBING/GAS <input type="checkbox"/>	Print Name <u>Terry Brantley</u> Signature <u></u> Company Name: <u>Brantley Plumbing Inc</u> CC# _____ License #: <u>CFC052687</u> Phone #: _____	Need <input type="checkbox"/> Lic <input type="checkbox"/> Liab <input type="checkbox"/> W/C <input type="checkbox"/> EX <input type="checkbox"/> DE
ROOFING <input type="checkbox"/>	Print Name _____ Signature _____ Company Name: _____ CC# _____ License #: _____ Phone #: _____	Need <input type="checkbox"/> Lic <input type="checkbox"/> Liab <input type="checkbox"/> W/C <input type="checkbox"/> EX <input type="checkbox"/> DE
SHEET METAL <input type="checkbox"/>	Print Name _____ Signature _____ Company Name: _____ CC# _____ License #: _____ Phone #: _____	Need <input type="checkbox"/> Lic <input type="checkbox"/> Liab <input type="checkbox"/> W/C <input type="checkbox"/> EX <input type="checkbox"/> DE
FIRE SYSTEM/SPRINKLER <input type="checkbox"/>	Print Name _____ Signature _____ Company Name: _____ CC# _____ License #: _____ Phone #: _____	Need <input type="checkbox"/> Lic <input type="checkbox"/> Liab <input type="checkbox"/> W/C <input type="checkbox"/> EX <input type="checkbox"/> DE
SOLAR <input type="checkbox"/>	Print Name _____ Signature _____ Company Name: _____ CC# _____ License #: _____ Phone #: _____	Need <input type="checkbox"/> Lic <input type="checkbox"/> Liab <input type="checkbox"/> W/C <input type="checkbox"/> EX <input type="checkbox"/> DE
STATE SPECIALTY <input type="checkbox"/>	Print Name _____ Signature _____ Company Name: _____ CC# _____ License #: _____ Phone #: _____	Need <input type="checkbox"/> Lic <input type="checkbox"/> Liab <input type="checkbox"/> W/C <input type="checkbox"/> EX <input type="checkbox"/> DE