NUCOR BUILDING SYSTEMS

JOB NUMBER
S24W0262A
PROJECT NAME
Agro Liquid
COUNTY:
Columbia

DRAWING TITLE	SHEET NUMBER
COVER SHEETS	C1 ~ C2
ANCHOR ROD PLANS	F1 ~ F2
PLANS AND ELEVATIONS	E1 ~ E16

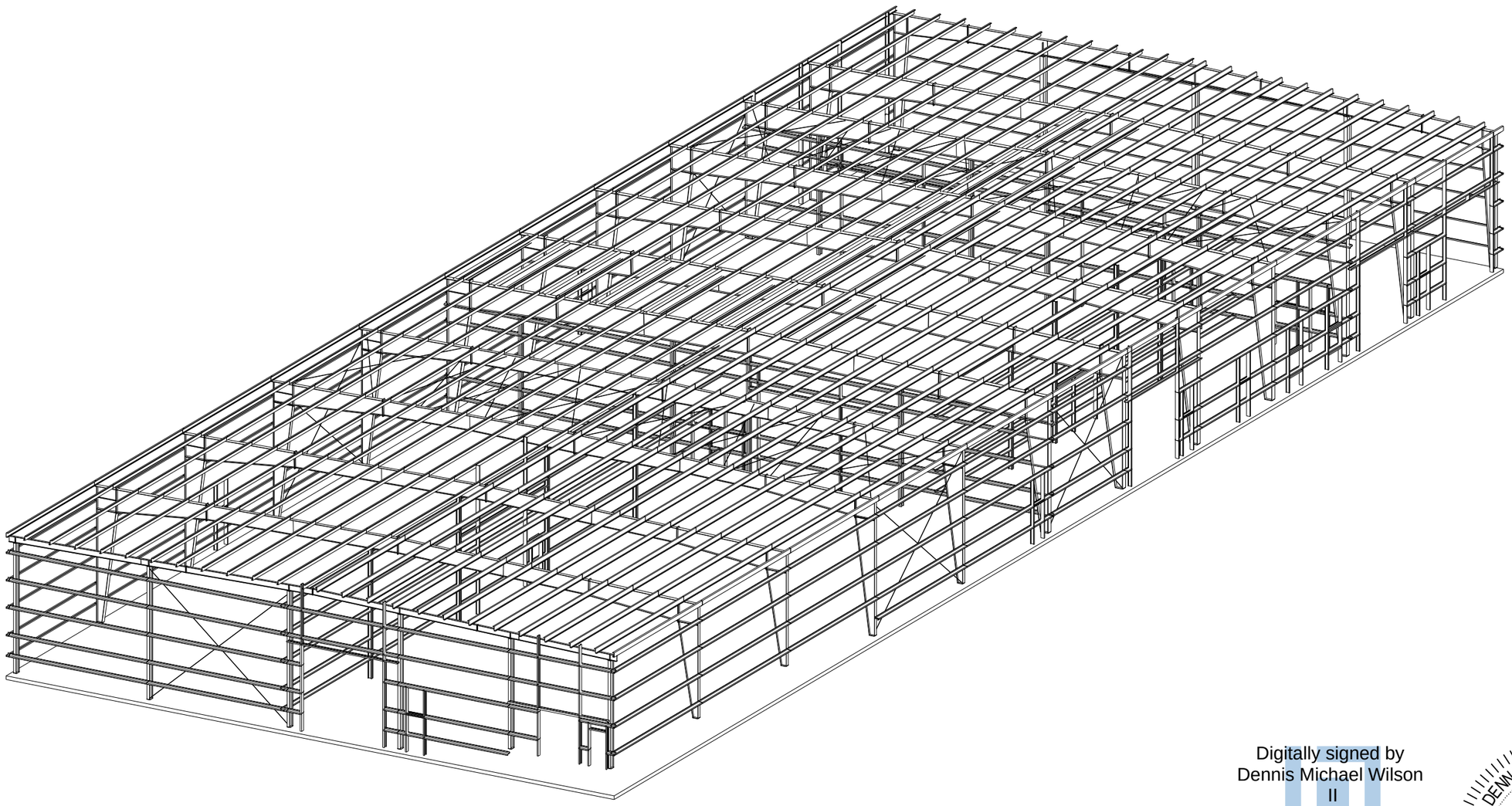

NUCOR BUILDING SYSTEMS
PHONE: (803) 568-2100
FAX: (803) 568-2121

10/10/2024 08:37:53am

JOB NUMBER	S24W0262A
ADDRESS	COLUMBIA COUNTY LAKE CITY, FL 32024
PROJECT NAME	AGRO LIQUID
BUYER NAME	GREYSTONE CONSTRUCTION
DRAWING STATUS	FOR PERMITS ONLY
DRAWING TITLE	COVERSHEET

#	RELEASE / REVISION	DWN / CHK	ENG	DATE	SHEET
0	ANCHOR RODS	TEK / VMS	JPV	10/04/2024	C1
1	PERMITS	ERW /	JPV	10/10/2024	

Digitally signed by Dennis Michael Wilson II
Date: 2024.10.11 16:15:08-04'00'

THIS ITEM HAS BEEN DIGITALLY SIGNED AND SEALED BY DENNIS M. WILSON II ON THE DATE ADJACENT TO THE SEAL.

PRINTED COPIES OF THIS DOCUMENT ARE NOT CONSIDERED SIGNED AND SEALED AND THE SIGNATURE MUST BE VERIFIED ON ANY ELECTRONIC COPIES.

DENNIS M. WILSON II
LICENSE
No. 95711
STATE OF FLORIDA
PROFESSIONAL ENGINEER

10/11/2024

DENNIS M. WILSON II, P.E.
200 WHETSTONE ROAD
SWANSEA, SC 29160
FLORIDA P.E. NO. 95711

GENERAL NOTES:

1. MATERIALS

MATERIALS	ASTM DESCRIPTION	MATERIALS	ASTM DESCRIPTION
STRUCTURAL STEEL PLATE	AS529 / A572 / A1011	ROOF AND WALL SHEETING	A653 / A792
HOT ROLLED MILLS SHAPES	A36 / A529 / A572 / A500	BOLTS	A307 / A325 / A490
HSS ROUND	A500	CABLE	A475
HSS RECTANGULAR	A500	RODS	A529 / A572
COLD FORM SHAPES	A653 / A1011		

2. STRUCTURAL PRIMER NOTE:
SHOP COAT PRIMER IS INTENDED TO PROTECT THE STEEL FRAMING FOR A SHORT PERIOD OF TIME. STORAGE IN EXTREME COLD TEMPERATURES OR WINTER SNOW CONDITIONS, INCLUDING TRANSPORTATION ON SALTED OR CHEMICALLY TREATED ROADS WILL ADVERSELY AFFECT THE DURABILITY AND LONGEVITY OF THE PRIMER. THE COAT OF SHOP PRIMER DOES NOT PROVIDE THE UNIFORMITY OF APPEARANCE, OR THE DURABILITY AND CORROSION RESISTANCE OF A FIELD APPLIED FINISH COAT OF PAINT OVER A SHOP PRIMER. MINOR ABRASIONS TO THE SHOP COAT PRIMER CAUSED BY HANDLING, LOADING, SHIPPING, UNLOADING AND ERECTION ARE UNAVOIDABLE AND ARE NOT THE RESPONSIBILITY OF THE METAL BUILDING MANUFACTURER. METAL BUILDING MANUFACTURER IS NOT RESPONSIBLE FOR THE DETERIORATION OF THE PRIMER OR CORROSION THAT MAY RESULT FROM ATMOSPHERIC AND ENVIRONMENTAL CONDITIONS NOR THE COMPATIBILITY OF THE PRIMER TO ANY FIELD APPLIED COATING.

3. BUILDING ERECTION NOTES:
THE GENERAL CONTRACTOR AND/OR ERECTOR IS RESPONSIBLE TO SAFELY AND PROPERLY ERECT THE METAL BUILDING SYSTEM IN CONFORMANCE WITH THESE DRAWINGS, OSHA REQUIREMENTS AND EITHER MBMA OR CSA S16 STANDARDS PERTAINING TO PROPER ERECTION. TEMPORARY SUPPORTS SUCH AS GUYS, BRACES, FALSEWORK, CRIBBING OR OTHER ELEMENTS FOR ERECTION ARE TO BE DETERMINED, FURNISHED AND INSTALLED BY THE ERECTOR. THESE SUPPORTS MUST SECURE THE STEEL FRAMING, OR PARTLY ASSEMBLED STEEL FRAMING, AGAINST LOADS COMPARABLE IN INTENSITY TO THOSE FOR WHICH THE STRUCTURE WAS DESIGNED IN ADDITION TO LOADS RESULTING FROM THE ERECTION OPERATION. SECONDARY WALL AND ROOF FRAMING (PURLINS, GIRTS AND/OR JOIST) ARE NOT DESIGNED TO FUNCTION AS A WORKING PLATFORM OR TO PROVIDE AS AN ANCHORAGE POINT FOR A FALL ARREST /SAFETY TIE OFF.

4. SPECIAL INSPECTION:
SPECIAL INSPECTIONS AND TESTING THAT MAY BE REQUIRED BY GOVERNMENTAL OR OTHER AUTHORITY DURING CONSTRUCTION AND/OR STEEL FABRICATION (COLLECTIVELY, "INSPECTIONS") ARE NOT THE RESPONSIBILITY OF NBG, AND TO THE EXTENT REQUIRED IT SHALL BE THE RESPONSIBILITY OF THE BUILDER AND/OR OWNER. IN THE EVENT THE INSPECTIONS ARE REQUIRED, THE BUILDER AND/OR OWNER SHALL EMPLOY A THIRD PARTY QUALITY ASSURANCE TESTING AGENCY APPROVED BY THE RELEVANT AUTHORITY. IF SUCH REQUIREMENTS ARE NOT SPECIFICALLY INCLUDED IN NBG SALES DOCUMENTS, NO INSPECTIONS BY NBG OR AT ANY NBG FACILITY SHALL BE MADE. ALL NBG FACILITIES ARE ACCREDITED BY IAS AC472.

5. A325 & A490 BOLT TIGHTENING REQUIREMENTS :
IT IS THE RESPONSIBILITY OF THE ERECTOR TO ENSURE PROPER BOLT TIGHTNESS IN ACCORDANCE WITH APPLICABLE REGULATIONS. FOR PROJECTS IN THE UNITED STATES SEE THE RCSC SPECIFICATION FOR STRUCTURAL JOINTS USING A325 OR A490 BOLTS OR FOR PROJECTS IN CANADA, SEE THE CAN/CSA S16 LIMIT STATES DESIGN OF STEEL STRUCTURES FOR MORE INFORMATION.

THE FOLLOWING CRITERIA MAY BE USED TO DETERMINE THE BOLT TIGHTNESS (I.E., "SNUG-TIGHT" OR "FULLY-PRETENSIONED"), UNLESS REQUIRED OTHERWISE BY LOCAL JURISDICTION OR CONTRACT REQUIREMENTS:

A) ALL A490 BOLTS SHALL BE "FULLY-PRETENSIONED".
B) ALL A325 BOLTS IN PRIMARY FRAMING (RIGID FRAMES AND BRACING) MAY BE "SNUG-TIGHT", EXCEPT AS FOLLOWS: "FULLY-PRETENSION"A325 BOLTS IF:
   a) BUILDING SUPPORTS A CRANE SYSTEM WITH A CAPACITY GREATER THAN 5 TONS.
   b) BUILDING SUPPORTS MACHINERY THAT CREATES VIBRATION, IMPACT OR STRESS-REVERSALS ON THE CONNECTIONS. THE ENGINEER-OF- RECORD FOR THE PROJECT SHOULD BE CONSULTED TO EVALUATE FOR THIS CONDITION.
   c) THE PROJECT SITE IS LOCATED IN A HIGH SEISMIC AREA. FOR IBC-BASED CODES, "HIGH SEISMIC AREA" IS DEFINED AS "SEISMIC DESIGN CATEGORY" OF "D", "E", OR "F". SEE THE "BUILDING LOADS" SECTION OF THIS PAGE FOR THE DEFINED SEISMIC DESIGN CATEGORY FOR THIS PROJECT.
   d) ANY CONNECTION DESIGNATED IN THESE DRAWINGS AS "A325-SC". "SLIP-CRITICAL (SC)" CONNECTIONS MUST BE FREE OF PAINT, OIL, OR OTHER MATERIALS THAT REDUCE FRICTION AT CONTACT SURFACES. GALVANIZED OR LIGHTLY RUSTED SURFACES ARE ACCEPTABLE.

C) IN CANADA, ALL A325 AND A490 BOLTS SHALL BE "FULLY PRE-TENSIONED", EXCEPT FOR SECONDARY MEMBERS (PURLINS, GIRTS, OPENING FRAMING, ETC.) AND FLANGE BRACES.

SECONDARY MEMBERS (PURLINS, GIRTS, OPENING FRAMING, ETC.) AND FLANGE BRACE CONNECTIONS MAY ALWAYS BE "SNUG-TIGHT", UNLESS INDICATED OTHERWISE IN THESE DRAWINGS.

6. GENERAL DESIGN NOTES :
1) ALL STRUCTURAL STEEL SECTIONS AND WELDED PLATE MEMBERS ARE DESIGNED IN ACCORDANCE WITH ANSI/AISC 360 "SPECIFICATIONS FOR STRUCTURAL STEEL BUILDINGS" OR THE CAN/CSA S16 "LIMIT STATES DESIGN OF STEEL STRUCTURES", AS REQUIRED BY THE SPECIFIED BUILDING CODE.
2) ALL WELDING OF STRUCTURAL STEEL IS BASED ON EITHER AWS D1.1 "STRUCTURAL WELDING CODE – STEEL" OR CAN/CSA W59 "WELDED STEEL CONSTRUCTION (METAL ARC WELDING)", AS REQUIRED BY THE SPECIFIED BUILDING CODE.
3) ALL COLD FORMED MEMBERS ARE DESIGNED IN ACCORDANCE WITH ANSI/AISI S100 OR THE CAN/CSA S136 "SPECIFICATIONS FOR THE DESIGN OF COLD FORMED STEEL STRUCTURAL MEMBERS", AS REQUIRED BY THE SPECIFIED BUILDING CODE.
4) ALL WELDING OF COLD FORMED STEEL IS BASED ON AWS D1.3 "STRUCTURAL WELDING CODE – SHEET STEEL" OR CAN/CSA W59 "WELDED STEEL CONSTRUCTION (METAL ARC WELDING)", AS REQUIRED BY THE SPECIFIED BUILDING CODE.
5) ALL NUCOR BUILDING GROUP FACILITIES ARE IAS AC-472 ACCREDITED FOR DESIGN AND FABRICATION OF METAL BUILDING SYSTEMS. FOR PROJECTS IN CANADA, DESIGN AND FABRICATION ARE DONE ONLY IN FACILITIES THAT ARE ALSO CAN/CSA A660 AND W47.1 CERTIFIED.
6) IF JOISTS ARE INCLUDED WITH THIS PROJECT, THEY ARE SUPPLIED AS A PART OF THE SYSTEMS ENGINEERED METAL BUILDING AND ARE FABRICATED IN ACCORDANCE WITH THE REQUIREMENTS OF SECTION 1926.758 OF OSHA SAFETY STANDARDS FOR STEEL ERECTION, DATED JANUARY 18, 2001.
7) COLUMN BASE PLATES ARE DESIGNED NOT TO EXCEED THE ALLOWABLE BEARING STRESS OF CONCRETE THAT HAS A MINIMUM COMPRESSIVE STRENGTH OF 3000 P.S.I. AT 28 DAYS.

7. GLOSSARY OF ABBREVIATIONS:

APL = A-PANEL FOR THE LINER
APS = A-PANEL FOR THE SOFFIT
APW = A-PANEL FOR THE WALL
A.R. = ANCHOR RODS
BS = BOTH SIDES
B.U. = BUILT-UP
CFR = CONCEALED FASTENED ROOF PANEL
DIA = DIAMETER
FLG = FLANGE
F.S = FAR SIDE
GA. = GAUGE
H.S.B. = HIGH STRENGTH BOLTS
HT. = HEIGHT
LLV = LONG LEG VERTICAL
LSN = LOC SEAM NON-SWAGED ROOF PANELS
LSS = LOC SEAM SWAGED ROOF PANELS
MAX = MAXIMUM
M.B. = MACHINE BOLTS
MBS = METAL BUILDING SUPPLIER
MIN = MINIMUM
N/A = NOT APPLICABLE
NIC = NOT IN CONTRACT
N.S. = NEAR SIDE
O.A.L. = OVERALL LENGTH
O.C. = ON CENTER
PL = PLATE
REQ'D = REQUIRED
REV. = REVISION
RPL = R-PANEL FOR THE LINER
RPR = R-PANEL FOR THE ROOF
RPS = R-PANEL FOR THE SOFFIT
RPW = R-PANEL FOR THE WALL
RRL = REVERSE R-PANEL FOR THE LINER
RRS = REVERSE R-PANEL FOR THE SOFFIT
RRW = REVERSE R-PANEL FOR THE WALL
SL = STEEL LINE
SLV = SHORT LEG VERTICAL
SIM = SIMILAR
SS2 = STANDING SEAM II ROOF PANEL
SS3 = STANDING SEAM 360 ROOF PANEL
TBD = TO BE DETERMINED
TYP = TYPICAL
U.N.O. = UNLESS NOTED OTHERWISE

?? = PART MARK TO BE DETERMINED AND WILL BE UPDATED ON CONSTRUCTION DRAWINGS

BUILDING LOADS:

DESIGN CODE: Florida (FBC 2023)
BUILDING END USE: Agricultural buildings – commodity storage
MBMA OCCUPANCY CLASS: II – Standard Buildings
ROOF LIVE LOAD: REDUCIBLE PER CODE 20 PSF
GROUND SNOW LOAD: 0 PSF
SNOW EXPOSURE FACTOR, CE: 1.00
SNOW IMP. FACTOR, IS: 1.00

SEISMIC INFORMATION: Ss:0.130 S1:0.059
SEISMIC SDS/SD1: 0.139/0.094
SITE CLASS: D
SEISMIC IMP. FACTOR, IE: 1.00
SEISMIC DESIGN CATEGORY: B
ANALYSIS PROCEDURE: Equivalent Lateral Force Procedure
BASIC SFRS: Not Detailed For Seismic
WIND (MPH): (Vult) / (Vasd) (119) / (92)
***C & C PRESSURES (PSF): 43 / -54
EXPOSURE: C

UL90: NO

BUILDING SPECIFIC LOADING INFORMATION															
	ROOF DEAD	COLLATERAL DEAD		SNOW COEFFICIENT			SNOW LOAD (PSF)		WIND		TORNADO	SEISMIC		
BLDG.	(PSF)*	Pri (psf)	Sec (psf)	Ct	Cs	W2	Ps	**Pm	Enclosure	GCpi	GCpi*	R	Cs	V (kips)
Warehouse	3.25	5.00	5.00	1.00	1.00	--	0.00	0.00	Part. Encl.	±0.55	--	--	--	--

*PRIMARY STRUCTURAL NOT INCLUDED
***DESIGN WIND PRESSURES TO BE USED FOR WALL EXTERIOR COMPONENT AND CLADDING MATERIALS NOT PROVIDED BY METAL BUILDING SUPPLIER

PROJECT NOTES:

BCL-2 IBC ALLOWS NO LIMIT FOR SEISMIC STORY DRIFT: FOR OCCUPANCY (RISK) CATEGORY I OR II, IBC PROVISIONS INDICATE THAT SINGLE-STORY BUILDINGS SHALL HAVE 'NO DRIFT LIMIT' PROVIDED THAT INTERIOR WALLS, PARTITIONS, CEILINGS AND EXTERIOR WALL SYSTEMS HAVE BEEN DESIGNED TO ACCOMMODATE THE SEISMIC STORY DRIFTS. INTERIOR WALLS, PARTITIONS, CEILINGS OR EXTERIOR WALL SYSTEMS NOT PROVIDED BY THE METAL BUILDING MANUFACTURER SHALL BE DESIGNED AND DETAILED BY OTHERS TO ACCOMMODATE THE SEISMIC STORY DRIFTS. SEISMIC DRIFT VALUES MAY BE OBTAINED FROM THE METAL BUILDING MANUFACTURER.

BCL4 – CONTRACT SPECIFIED LOADS:
THIS BUILDING SYSTEM DESIGN IS BASED ON UNIFORMLY APPLYING THE CONTRACT-SPECIFIED LIVE LOAD AND ROOF SNOW LOAD. IN ADDITION, THE DESIGN IS BASED ON APPLYING A CODE-DEFINED LIVE LOAD (INCLUDING APPLICABLE REDUCTIONS) AND A CODE-DEFINED SNOW LOAD (BASED ON CONTRACT-SPECIFIED GROUND SNOW) FOR ALL PARTIAL LOADING AND UNBALANCED SNOW LOAD CONDITIONS.

BCL5 – ENDWALL EXPANSION GENERAL:
THE FRAME AT FRAME LINE 12 IS DESIGNED FOR A FUTURE EXPANSION OF 30'-0" FROM THE CENTERLINE OF THE EXISTING END FRAME TO THE CENTERLINE OF THE FUTURE FRAME. DUE TO THE UNLIMITED AMOUNT OF EXPANSION THAT THIS STRUCTURE COULD EXPERIENCE, THE APPLIED SEISMIC LOADINGS HAVE BEEN DEVELOPED IN ACCORDANCE WITH THE ABOVE REFERENCED BUILDING CODE, CONSIDERING ONLY THE CURRENT BUILDING LENGTH, PLUS ONE ADDITIONAL BAY (TOTAL LENGTH = 334'-0"). ANY ADDITIONAL BUILDING EXPANSION BEYOND THIS LENGTH WILL REQUIRE AN INVESTIGATION AND POSSIBLE REINFORCEMENT.

MO1 – ACCESSORIES BY OTHERS:
ACCESSORIES (DOORS, WINDOWS, ETC.) NOT PROVIDED BY THE METAL BUILDING MANUFACTURER MUST BE DESIGNED AS "COMPONENTS AND CLADDING" IN ACCORDANCE WITH THE SPECIFIC WIND PROVISIONS OF THE REFERENCED BUILDING CODE DISPLAYED ON THE COVER PAGE OF THIS DRAWING PACKET.

MO2 – DOOR FRAMED OPENING:
FRAMED OPENINGS HAVE BEEN DESIGNED TO SUPPORT WIND LOAD NORMAL TO THE WALL BASED ON THE STANDARD BUILDING CODE CRITERIA. FRAMED OPENINGS HAVE NOT BEEN DESIGNED FOR ANY ADDITIONAL MOMENT OR CATENARY FORCES FROM THE DOOR. ANY CHANGE TO THE INFORMATION SHOWN HERE WILL REQUIRE AN ENGINEERING INVESTIGATION AND POSSIBLE BUILDING REINFORCEMENT.

BUILDING INFORMATION:

BOX 2: BUILDING DESCRIPTION
PRIMARY STEEL PRIMER COLOR: GP
SECONDARY STEEL PRIMER COLOR: GP

BOX 6: ROOF PANEL
ROOF PANEL TYPE: CFR GAUGE: 24 COLOR: GM
ROOF INSULATION TYPE: Liner System Fiberglass - Tall Clips w/Thermal Block (Basket)
TOP LAYER ~ R-VALUE: R-13 THICKNESS: 4 3/8"
BOTTOM LAYER ~ R-VALUE: R-25 THICKNESS: 8"

BOX 7: ROOF LINE TRIM
EAVE TRIM COLOR: TBS
RAKE TRIM COLOR: TBS
DOWNSPOUT COLOR: TBS

BOX 9: WALL PANEL
WALL PANEL TYPE: R-Panel GAUGE: 26 COLOR: TBS
WALL INSULATION TYPE: Single Layer in Cavity Fiberglass w/Thermal Tape R-VALUE: R-25 THICKNESS: 8"
WALL CORNER TRIM COLOR: TBS
BASE TRIM TYPE: BASE CHANNEL W/TRIM A.F.F. BASE TRIM COLOR: TBS

BOX 10: FRAMED OPENINGS
WALL FRAMED OPENING TRIM COLOR: TBS
WALL FRAMED OPENING COVER TRIM PROVIDED: YES
PARTITION FRAMED OPENING TRIM COLOR: TBS

BOX 13: WALL & CEILING LINER
WALL LINER PANEL TYPE: R-Panel GAUGE: 28 COLOR: PW
CEILING LINER PANEL TYPE: N/A GAUGE: N/A COLOR: N/A

BOX14: PARTITION WALLS
PARTITION WALL PANEL TYPE: R-Panel GAUGE: 28 COLOR: PW
PARTITION WALL TRIM COLOR: PW

THE DRAWINGS AND THE METAL BUILDING THEY REPRESENT ARE THE PRODUCT OF THE METAL BUILDING MANUFACTURER. THE REGISTERED PROFESSIONAL ENGINEER'S SEAL PERTAINS ONLY TO THE REQUIREMENTS LISTED HEREIN FOR THE MATERIALS DESIGNED AND SUPPLIED BY THE METAL BUILDING MANUFACTURER. THE REGISTERED PROFESSIONAL ENGINEER WHOSE SEAL APPEARS ON THESE DRAWINGS IS EMPLOYED OR ENGAGED BY THE METAL BUILDING MANUFACTURER AND DOES NOT SERVE AS OR REPRESENT THE PROJECT ENGINEER OF RECORD AND SHALL NOT BE CONSTRUED AS SUCH.

DENNIS M. WILSON II
LICENSE
No. 95711
STATE OF FLORIDA
PROFESSIONAL ENGINEER
10/11/2024

DENNIS M. WILSON II, P.E.
200 WHETSTONE ROAD
SWANSEA, SC 29160
FLORIDA P.E. NO. 95711

#	RELEASE / REVISION	DWN / CHK	ENG	DATE
0	ANCHOR RODS	TEK / VMS	JPV	10/04/2024
1	PERMITS	ERW /	JPV	10/10/2024

JOB NUMBER S24W0262A
ADDRESS COLUMBIA COUNTY LAKE CITY, FL 32024
PROJECT NAME AGRO LIQUID
BUYER NAME GREYSTONE CONSTRUCTION
DRAWING STATUS FOR PERMITS ONLY
SHEET C2
DRAWING TITLE BUILDING SHEET 1

PHONE: (803) 568-2100
FAX: (803) 568-2121

10/10/2024 08:37:55am

ANCHOR ROD TABLE		
SIZE	QTY	MATERIAL
1 1/4	124	F1554-GR.55
3/4	24	F1554-GR.55

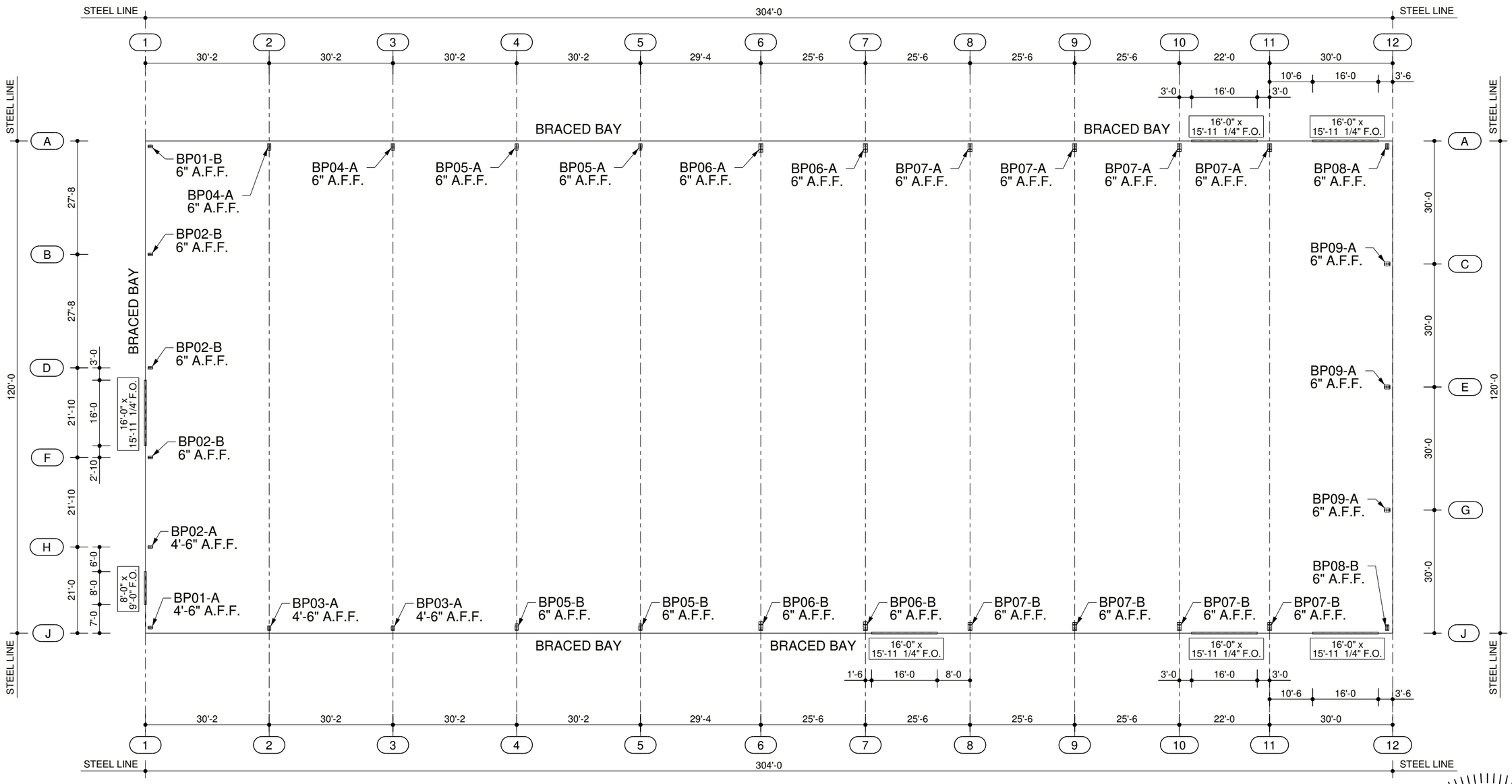

ANCHOR ROD PLAN

ANCHOR ROD PLAN GENERAL NOTES

AN1: THE SPECIFIED ANCHOR ROD DIAMETER ASSUMES F1554 GRADE 36 UNLESS NOTED OTHERWISE. ANCHOR ROD MATERIAL OF EQUAL DIAMETER MEETING OR EXCEEDING THE STRENGTH REQUIREMENTS SET FORTH ON THESE DRAWINGS MAY BE UTILIZED AT THE DISCRETION OF THE FOUNDATION DESIGN ENGINEER. ANCHOR ROD EMBEDMENT LENGTH SHALL BE DETERMINED BY THE FOUNDATION DESIGN ENGINEER.

AN2: METAL BUILDING MANUFACTURER IS NOT RESPONSIBLE FOR PROJECT FOUNDATION DESIGN. THE FOUNDATION DESIGN IS THE RESPONSIBILITY OF A REGISTERED PROFESSIONAL ENGINEER, FAMILIAR WITH LOCAL SITE CONDITIONS.

AN3: ANCHOR RODS, NUTS, FLAT WASHERS FOR ANCHOR RODS, EXPANSION BOLTS, AND CONCRETE/MASONRY EMBEDMENT PLATES ARE NOT BY THE METAL BUILDING MANUFACTURER.

AN4: DRAWING IS NOT TO SCALE. SEE DETAILS FOR COLUMN ORIENTATION.

AN5: THE ANCHOR ROD LOCATIONS PROVIDED BY THE METAL BUILDING MANUFACTURER SATISFY PERTINENT REQUIREMENTS FOR THE DESIGN OF THE MATERIALS SUPPLIED BY THE METAL BUILDING MANUFACTURER. IT IS THE RESPONSIBILITY OF THE FOUNDATION ENGINEER TO MAKE CERTAIN THAT SUFFICIENT EDGE DISTANCE IS PROVIDED FOR ALL ANCHOR RODS IN THE DETAILS OF THE FOUNDATION DESIGN.

AN6: THE ANCHOR ROD PLAN INDICATES WHERE THE ANCHOR RODS ARE TO BE PLACED AS WELL AS THE FOOTPRINT OF THE METAL BUILDING. IT IS ESSENTIAL THAT THESE ANCHOR ROD PATTERNS BE FOLLOWED. IF THESE SETTINGS DIFFER FROM THE ARCHITECTURAL FOUNDATION PLANS, THE METAL BUILDING MANUFACTURER MUST BE CONTACTED IMMEDIATELY – BEFORE CONCRETE IS PLACED.

AN7: "SINGLE" CEE COLUMNS SHALL BE ORIENTED WITH THE "TOES" TOWARD THE LOW EAVE UNLESS NOTED OTHERWISE.

AN8: ALL DIMENSIONS ARE OUT TO OUT OF STEEL. IF A CONCRETE NOTCH IS REQUIRED THEN THE REQUIRED DIMENSION SHOULD BE ADDED TO OBTAIN THE OUT TO OUT OF CONCRETE DIMENSIONS.

AN9: FINISHED FLOOR ELEVATION = 100'-0" AND BOTTOM OF BASE PLATES = 100'-0" UNLESS NOTED OTHERWISE.

DENNIS M. WILSON
LICENSE
No. 95711
STATE OF FLORIDA
PROFESSIONAL ENGINEER

10/11/2024

DENNIS M. WILSON II, P.E.
200 WHETSTONE ROAD
SWANSEA, SC 29160
FLORIDA P.E. NO. 95711

#	RELEASE / REVISION	DWN / CHK	ENG	DATE
0	ANCHOR RODS	TEK / VMS	JPV	10/04/2024

NUCOR BUILDING SYSTEMS
PHONE: (803) 568-2100
FAX: (803) 568-2121

10/10/2024 08:38:15am

JOB NUMBER **S24W0262A**
ADDRESS COLUMBIA COUNTY LAKE CITY, FL 32024
PROJECT NAME AGRO LIQUID
BUYER NAME GREYSTONE CONSTRUCTION
DRAWING STATUS FOR PERMITS ONLY
DRAWING TITLE ANCHOR ROD PLAN
SHEET F1

BP01-A [4'-6" A.F.F.]
3/4 AB - 3" REQD. PROJECTION

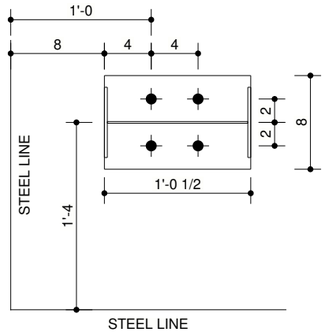

BP01-B [6" A.F.F.]
3/4 AB - 3" REQD. PROJECTION

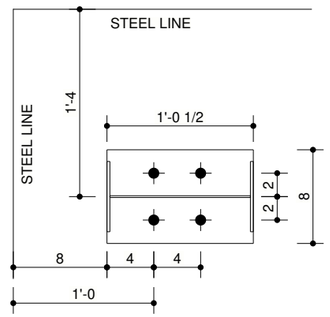

BP02-A [4'-6" A.F.F.]
3/4 AB - 3" REQD. PROJECTION

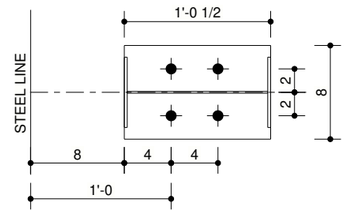

BP02-B [6" A.F.F.]
3/4 AB - 3" REQD. PROJECTION

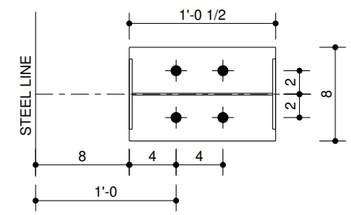

BP03-A [4'-6" A.F.F.]
1 1/4 AB - 3" REQD. PROJECTION

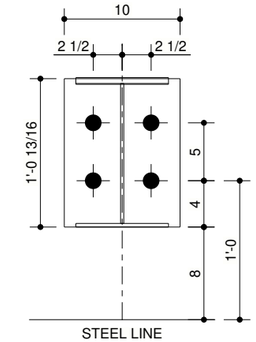

BP04-A [6" A.F.F.]
1 1/4 AB - 3" REQD. PROJECTION

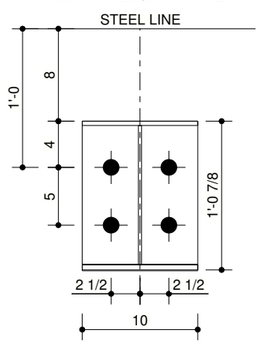

BP05-A [6" A.F.F.]
1 1/4 AB - 3" REQD. PROJECTION

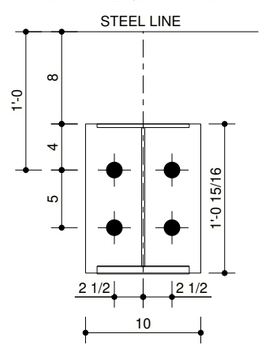

BP05-B [6" A.F.F.]
1 1/4 AB - 3" REQD. PROJECTION

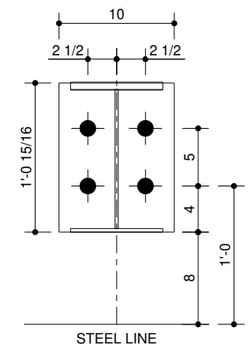

BP06-A [6" A.F.F.]
1 1/4 AB - 3" REQD. PROJECTION

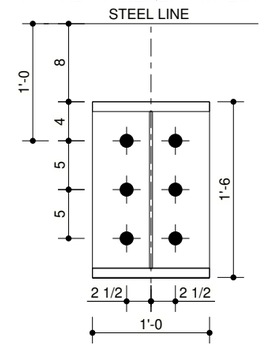

BP06-B [6" A.F.F.]
1 1/4 AB - 3" REQD. PROJECTION

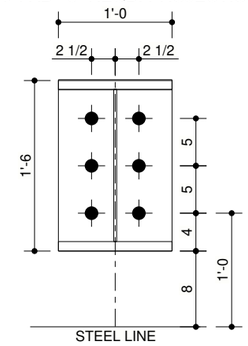

BP07-A [6" A.F.F.]
1 1/4 AB - 3" REQD. PROJECTION

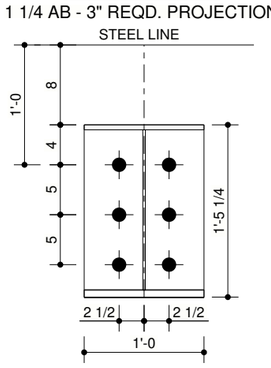

BP07-B [6" A.F.F.]
1 1/4 AB - 3" REQD. PROJECTION

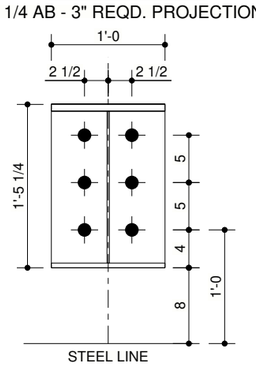

BP08-A [6" A.F.F.]
1 1/4 AB - 3" REQD. PROJECTION

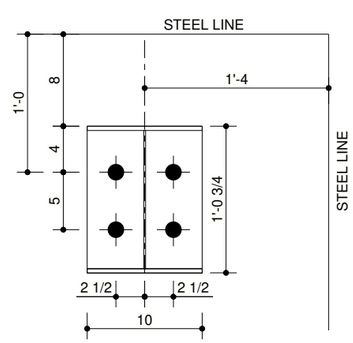

BP08-B [6" A.F.F.]
1 1/4 AB - 3" REQD. PROJECTION

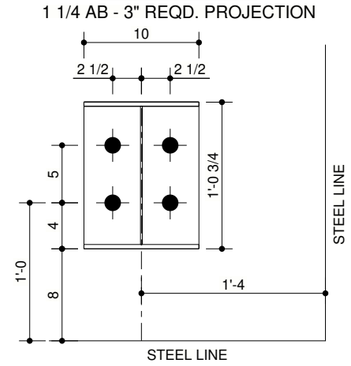

BP09-A [6" A.F.F.]
1 1/4 AB - 4" REQD. PROJECTION

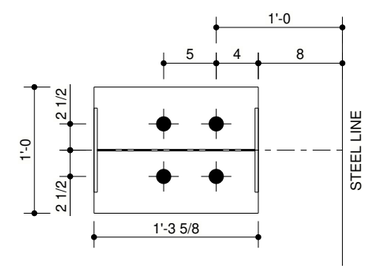

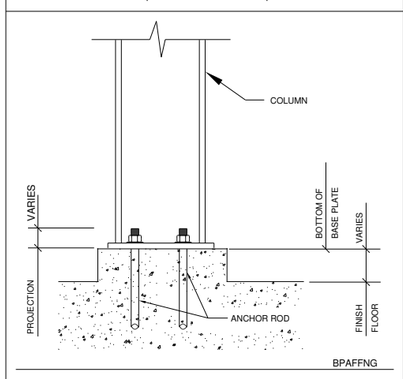

TYPICAL COLUMN BASE PLATE DETAIL

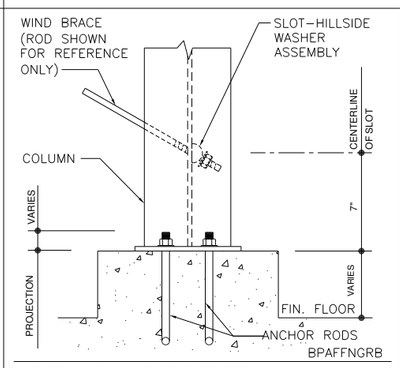

TYPICAL COLUMN BASE PLATE DETAIL
AT SLOT-HILLSIDE WASHER LOCATION

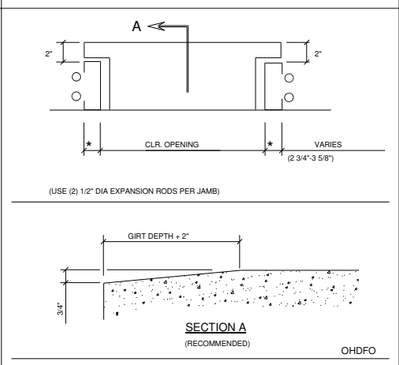

TYPICAL NON WALKDOOR
FRAMED OPENING

ERECTOR NOTE:
BASE PLATE LENGTHS AND WIDTHS MAY DIFFER +/- 2" FROM WHAT IS SHOWN ON THESE DETAILS.
ANCHOR ROD LOCATIONS WILL REMAIN CONSISTENT U.N.O



10/11/2024

DENNIS M. WILSON II, P.E.
200 WHETSTONE ROAD
SWANSEA, SC 29160
FLORIDA P.E. NO. 95711

#	RELEASE / REVISION	DWN / CHK	ENG	DATE
0	ANCHOR RODS	TEK / VMS	JPV	10/04/2024

NUCOR BUILDING SYSTEMS
PHONE: (803) 568-2100
FAX: (803) 568-2121

10/10/2024 08:38:16am

JOB NUMBER **S24W0262A**
ADDRESS COLUMBIA COUNTY LAKE CITY, FL 32024
PROJECT NAME AGRO LIQUID
BUYER NAME GREYSTONE CONSTRUCTION
DRAWING STATUS FOR PERMITS ONLY
DRAWING TITLE BASE PLATE DETAILS
SHEET F2

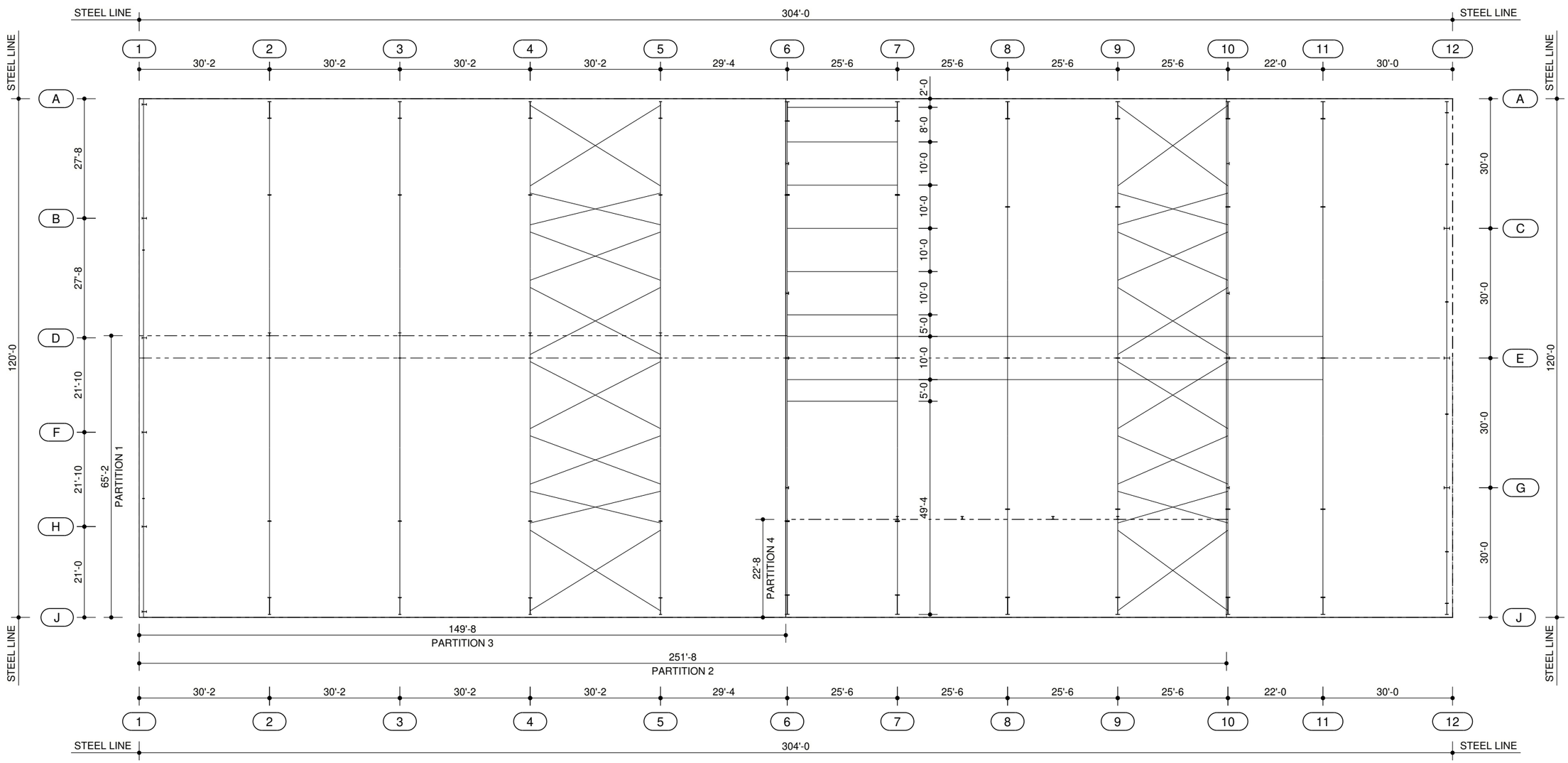

PRIMARY FRAMING SHAKEOUT PLAN

SHAKEOUT PLAN GENERAL NOTES

SH1: PLACE WELDED METAL TAGGED END OF RAFTER TOWARD LOW EAVE.
RAFTERS CENTERED ON RIDGE: IF NOT SYMMETRICAL, "*" INDICATES THE TAGGED END.
OTHERWISE, THEY ARE SYMMETRICAL AND CAN BE ORIENTED EITHER DIRECTION.
REFERENCE CROSS SECTIONS FOR ORIENTATION OF INTERIOR COLUMNS.

GN1: REQUIRED DETAILS ARE NOT ALWAYS CALLED OUT ON THE PLAN/ELEVATION.
ALL DETAILS AND INFO ON THE D & SD PAGES SHOULD BE REVIEWED PRIOR TO INSTALLATION.

DENNIS M. WILSON II
LICENSE
No. 95711
STATE OF FLORIDA
PROFESSIONAL ENGINEER

10/11/2024

DENNIS M. WILSON II, P.E.
200 WHETSTONE ROAD
SWANSEA, SC 29160
FLORIDA P.E. NO. 95711

MBMA MEMBER
IAS ACCREDITED
CWB CERTIFIED
CSA W47.1
NUCOR BUILDING SYSTEMS
CERTIFIED CSA A660
CESSER

PHONE: (803) 568-2100
FAX: (803) 568-2121

10/10/2024 08:37:56am

ADDRESS
COLUMBIA COUNTY
LAKE CITY, FL 32024

JOB NUMBER
S24W0262A

PROJECT NAME
AGRO LIQUID

BUYER NAME
GREYSTONE CONSTRUCTION

DRAWING STATUS
FOR PERMITS ONLY

DRAWING TITLE
PRIMARY FRAMING SHAKEOUT PLAN

SHEET
E1

#	RELEASE / REVISION	DWN / CHK	ENG	DATE
0	PERMITS	ERW /	JPV	10/10/2024

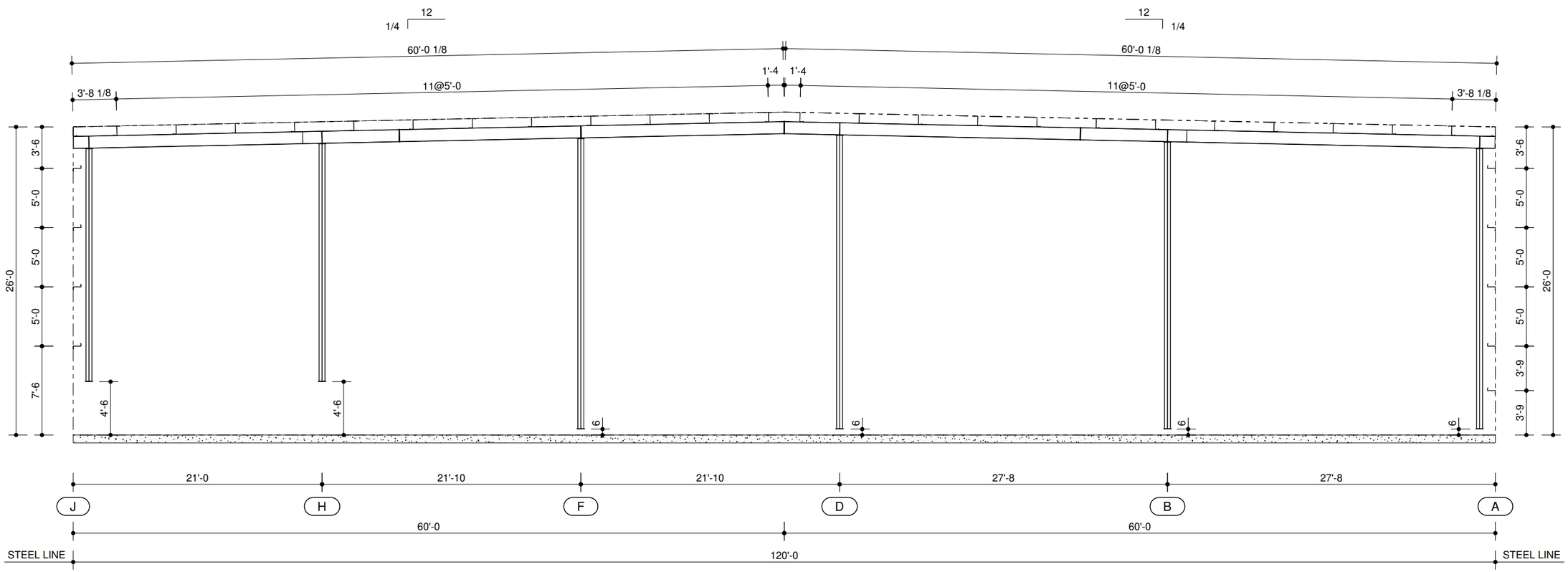

ENDWALL CROSS SECTION AT LINE 1

FRAME CROSS SECTION GENERAL NOTES

FN1P: PURLIN AND GIRT DEPTH AND SPACING ARE SUBJECT TO CHANGE UPON FINAL DESIGN.

FN2P: FLANGE BRACES FROM THE GIRTS AND PURLINS TO THE COLUMNS AND RAFTERS ARE REQUIRED FOR STRUCTURAL STABILITY, BUT ARE NOT SHOWN ON THIS DRAWING FOR CLARITY. THIS DRAWING SHALL NOT BE CONSTRUED AS ALLOWING THE STRUCTURE TO BE ERECTED WITHOUT FLANGE BRACES.

FN3P: "##" WITHIN THE SPLICE BOLT TABLE UNDER NUT AND WASHER INDICATES THAT THE NUT AND WASHER ARE PART OF THE TENSION CONTROL BOLT ASSEMBLY SUPPLIED.

DENNIS M. WILSON
LICENSE
No. 95711
STATE OF
FLORIDA
PROFESSIONAL ENGINEER

10/11/2024

DENNIS M. WILSON II, P.E.
200 WHETSTONE ROAD
SWANSEA, SC 29160
FLORIDA P.E. NO. 95711

#	RELEASE / REVISION	DWN / CHK	ENG	DATE
0	PERMITS	ERW /	JPV	10/10/2024

NUCOR BUILDING SYSTEMS
PHONE: (803) 568-2100
FAX: (803) 568-2121

10/10/2024 08:37:57am

JOB NUMBER
S24W0262A

ADDRESS
COLUMBIA COUNTY
LAKE CITY, FL 32024

PROJECT NAME
AGRO LIQUID

BUYER NAME
GREYSTONE CONSTRUCTION

DRAWING STATUS
FOR PERMITS ONLY

DRAWING TITLE
ENDWALL CROSS SECTION AT LINE 1

SHEET
E2

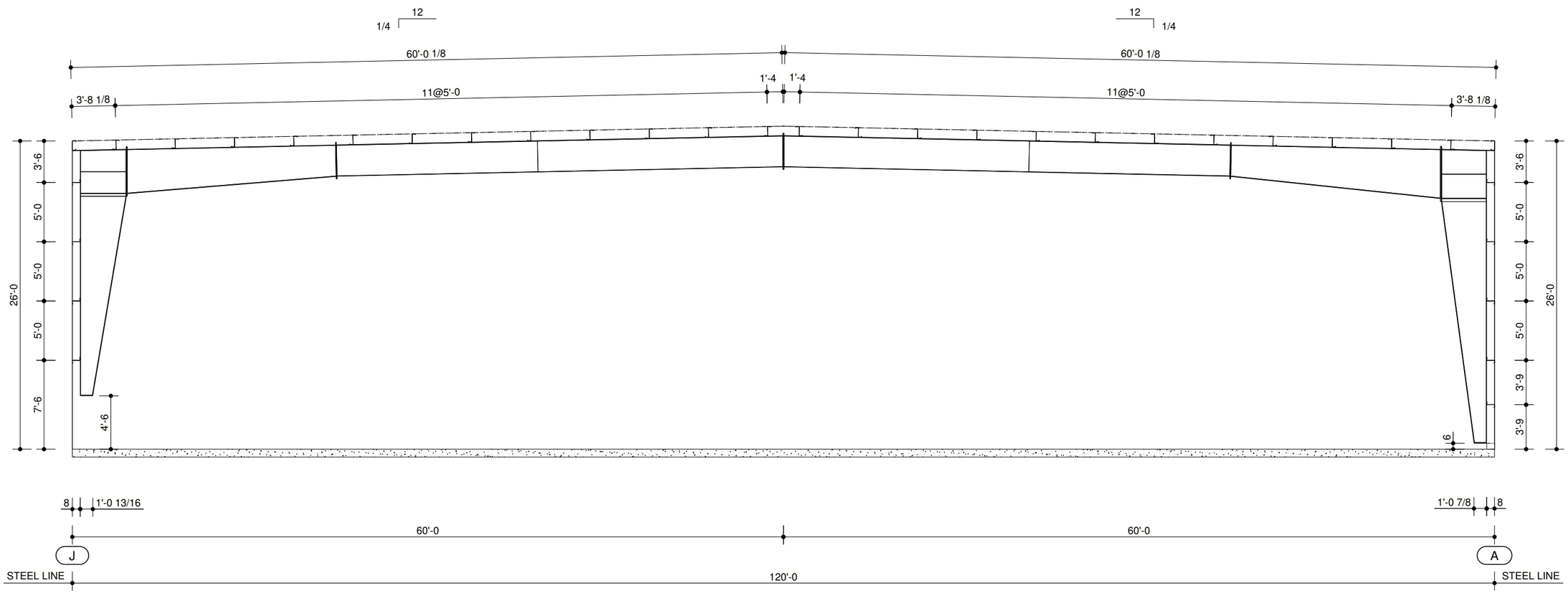

RIGID CROSS SECTION AT LINES 2 & 3

FRAME CROSS SECTION GENERAL NOTES

FN1P: PURLIN AND GIRT DEPTH AND SPACING ARE SUBJECT TO CHANGE UPON FINAL DESIGN.

FN2P: FLANGE BRACES FROM THE GIRTS AND PURLINS TO THE COLUMNS AND RAFTERS ARE REQUIRED FOR STRUCTURAL STABILITY, BUT ARE NOT SHOWN ON THIS DRAWING FOR CLARITY. THIS DRAWING SHALL NOT BE CONSTRUED AS ALLOWING THE STRUCTURE TO BE ERECTED WITHOUT FLANGE BRACES.

FN3P: "##" WITHIN THE SPLICE BOLT TABLE UNDER NUT AND WASHER INDICATES THAT THE NUT AND WASHER ARE PART OF THE TENSION CONTROL BOLT ASSEMBLY SUPPLIED.

DENNIS M. WILSON II
LICENSE
No. 95711
STATE OF
FLORIDA
PROFESSIONAL ENGINEER

10/11/2024

DENNIS M. WILSON II, P.E.
200 WHETSTONE ROAD
SWANSEA, SC 29160
FLORIDA P.E. NO. 95711

MBMA MEMBER
IAS ACCREDITED
CWB CERTIFIED
CSA W47.1
NUCOR BUILDING SYSTEMS
CERTIFIED CSA A660
PHONE: (803) 568-2100
FAX: (803) 568-2121

10/10/2024 08:37:58am

#	RELEASE / REVISION	DWN / CHK	ENG	DATE
0	PERMITS	ERW /	JPV	10/10/2024

JOB NUMBER
S24W0262A

ADDRESS
COLUMBIA COUNTY
LAKE CITY, FL 32024

PROJECT NAME
AGRO LIQUID

BUYER NAME
GREYSTONE CONSTRUCTION

DRAWING STATUS
FOR PERMITS ONLY

SHEET
E3

DRAWING TITLE
RIGID CROSS SECTION AT LINES 2 & 3

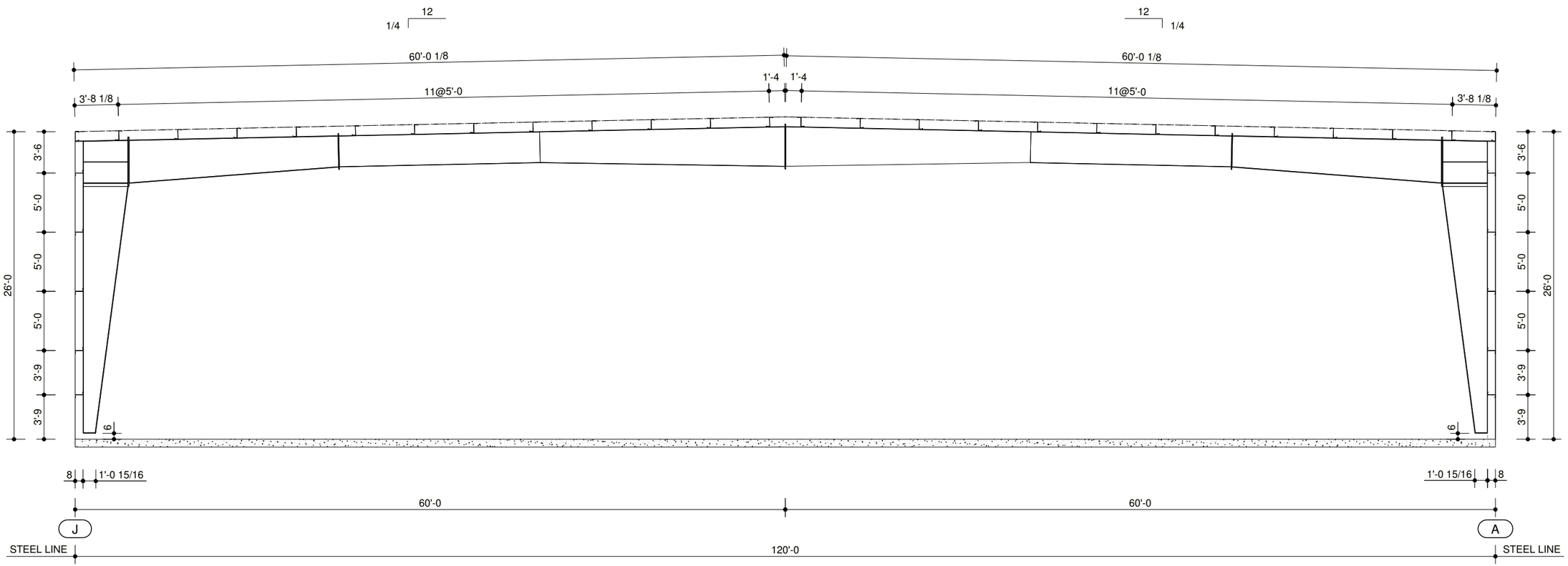

RIGID CROSS SECTION AT LINES 4 & 5

FRAME CROSS SECTION GENERAL NOTES

FN1P: PURLIN AND GIRT DEPTH AND SPACING ARE SUBJECT TO CHANGE UPON FINAL DESIGN.

FN2P: FLANGE BRACES FROM THE GIRTS AND PURLINS TO THE COLUMNS AND RAFTERS ARE REQUIRED FOR STRUCTURAL STABILITY, BUT ARE NOT SHOWN ON THIS DRAWING FOR CLARITY. THIS DRAWING SHALL NOT BE CONSTRUED AS ALLOWING THE STRUCTURE TO BE ERECTED WITHOUT FLANGE BRACES.

FN3P: "##" WITHIN THE SPLICE BOLT TABLE UNDER NUT AND WASHER INDICATES THAT THE NUT AND WASHER ARE PART OF THE TENSION CONTROL BOLT ASSEMBLY SUPPLIED.

DENNIS M. WILSON II
LICENSE
No. 95711
STATE OF
FLORIDA
PROFESSIONAL ENGINEER

10/11/2024

DENNIS M. WILSON II, P.E.
200 WHETSTONE ROAD
SWANSEA, SC 29160
FLORIDA P.E. NO. 95711

MBMA MEMBER
IAS ACCREDITED
CWB CERTIFIED
CSA W47.1
NUCOR BUILDING SYSTEMS
CERTIFIED CSA A660

PHONE: (803) 568-2100
FAX: (803) 568-2121

10/10/2024 08:37:59am

JOB NUMBER	ADDRESS
S24W0262A	COLUMBIA COUNTY LAKE CITY, FL 32024

PROJECT NAME
AGRO LIQUID

BUYER NAME
GREYSTONE CONSTRUCTION

DRAWING STATUS
FOR PERMITS ONLY

DRAWING TITLE
RIGID CROSS SECTION AT LINES 4 & 5

SHEET
E4

#	RELEASE / REVISION	DWN / CHK	ENG	DATE
0	PERMITS	ERW /	JPV	10/10/2024

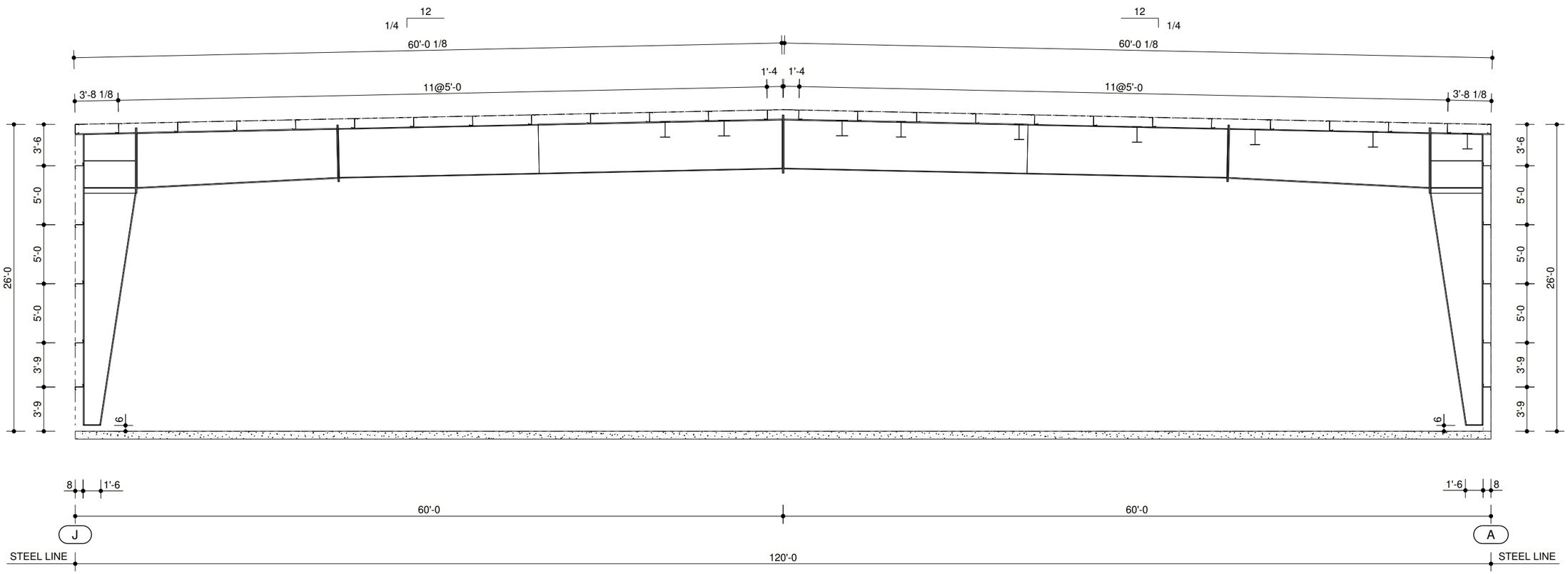

RIGID CROSS SECTION AT LINES 6 & 7

FRAME CROSS SECTION GENERAL NOTES

FN1P: PURLIN AND GIRT DEPTH AND SPACING ARE SUBJECT TO CHANGE UPON FINAL DESIGN.

FN2P: FLANGE BRACES FROM THE GIRTS AND PURLINS TO THE COLUMNS AND RAFTERS ARE REQUIRED FOR STRUCTURAL STABILITY, BUT ARE NOT SHOWN ON THIS DRAWING FOR CLARITY. THIS DRAWING SHALL NOT BE CONSTRUED AS ALLOWING THE STRUCTURE TO BE ERECTED WITHOUT FLANGE BRACES.

FN3P: "##" WITHIN THE SPLICE BOLT TABLE UNDER NUT AND WASHER INDICATES THAT THE NUT AND WASHER ARE PART OF THE TENSION CONTROL BOLT ASSEMBLY SUPPLIED.

DENNIS M. WILSON II
LICENSE
No. 95711
STATE OF
FLORIDA
PROFESSIONAL ENGINEER

10/11/2024

DENNIS M. WILSON II, P.E.
200 WHETSTONE ROAD
SWANSEA, SC 29160
FLORIDA P.E. NO. 95711

#	RELEASE / REVISION	DWN / CHK	ENG	DATE
0	PERMITS	ERW /	JPV	10/10/2024

NUCOR BUILDING SYSTEMS
PHONE: (803) 568-2100
FAX: (803) 568-2121

10/10/2024 08:38:00am

JOB NUMBER
S24W0262A

ADDRESS
COLUMBIA COUNTY
LAKE CITY, FL 32024

PROJECT NAME
AGRO LIQUID

BUYER NAME
GREYSTONE CONSTRUCTION

DRAWING STATUS
FOR PERMITS ONLY

DRAWING TITLE
RIGID CROSS SECTION AT LINES 6 & 7

SHEET
E5

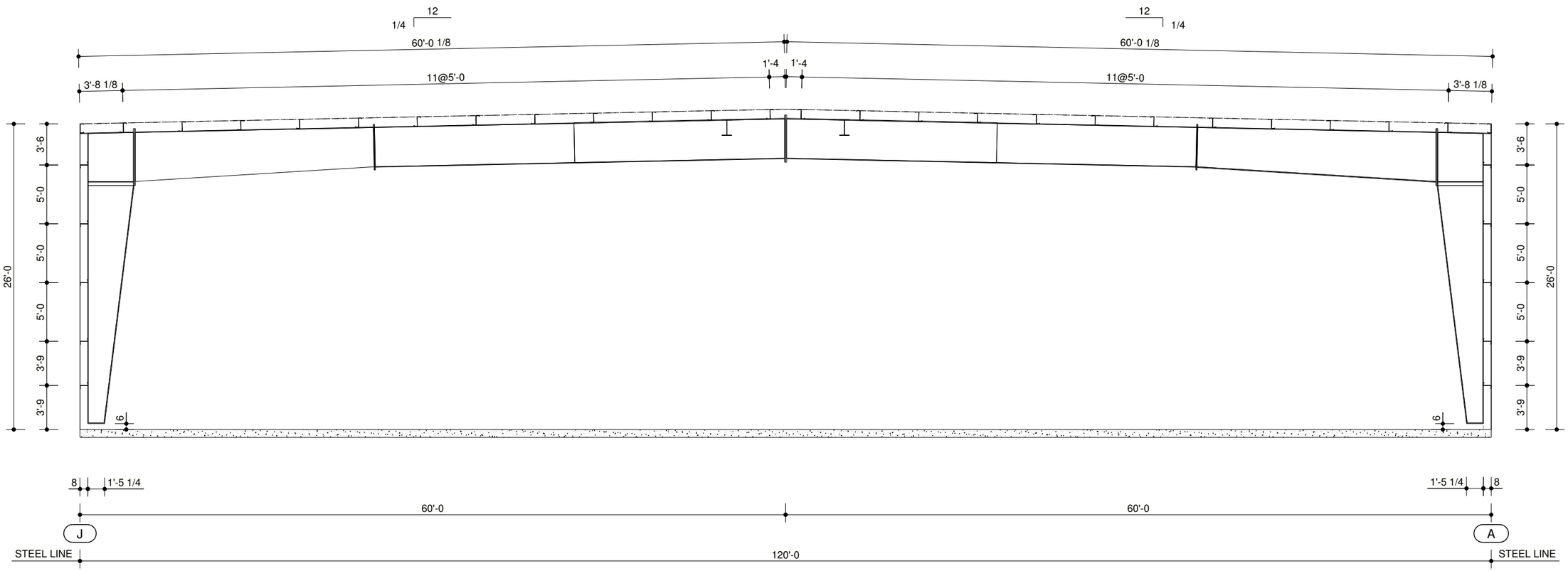

RIGID CROSS SECTION AT LINES 8~11

FRAME CROSS SECTION GENERAL NOTES

FN1P: PURLIN AND GIRT DEPTH AND SPACING ARE SUBJECT TO CHANGE UPON FINAL DESIGN.

FN2P: FLANGE BRACES FROM THE GIRTS AND PURLINS TO THE COLUMNS AND RAFTERS ARE REQUIRED FOR STRUCTURAL STABILITY, BUT ARE NOT SHOWN ON THIS DRAWING FOR CLARITY. THIS DRAWING SHALL NOT BE CONSTRUED AS ALLOWING THE STRUCTURE TO BE ERECTED WITHOUT FLANGE BRACES.

FN3P: "##" WITHIN THE SPLICE BOLT TABLE UNDER NUT AND WASHER INDICATES THAT THE NUT AND WASHER ARE PART OF THE TENSION CONTROL BOLT ASSEMBLY SUPPLIED.

DENNIS M. WILSON
LICENSE
No. 95711
STATE OF
FLORIDA
PROFESSIONAL ENGINEER

10/11/2024

DENNIS M. WILSON II, P.E.
200 WHETSTONE ROAD
SWANSEA, SC 29160
FLORIDA P.E. NO. 95711

MBMA MEMBER
IAS ACCREDITED
CWB CERTIFIED
CSA W47.1
NUCOR BUILDING SYSTEMS
CERTIFIED CSA A660
CSSBI

PHONE: (803) 568-2100
FAX: (803) 568-2121

10/10/2024 08:38:01am

JOB NUMBER	**S24W0262A**
ADDRESS	COLUMBIA COUNTY LAKE CITY, FL 32024
PROJECT NAME	AGRO LIQUID
BUYER NAME	GREYSTONE CONSTRUCTION
DRAWING STATUS	FOR PERMITS ONLY
DRAWING TITLE	RIGID CROSS SECTION AT LINES 8~11
SHEET	E6

#	RELEASE / REVISION	DWN / CHK	ENG	DATE
0	PERMITS	ERW /	JPV	10/10/2024

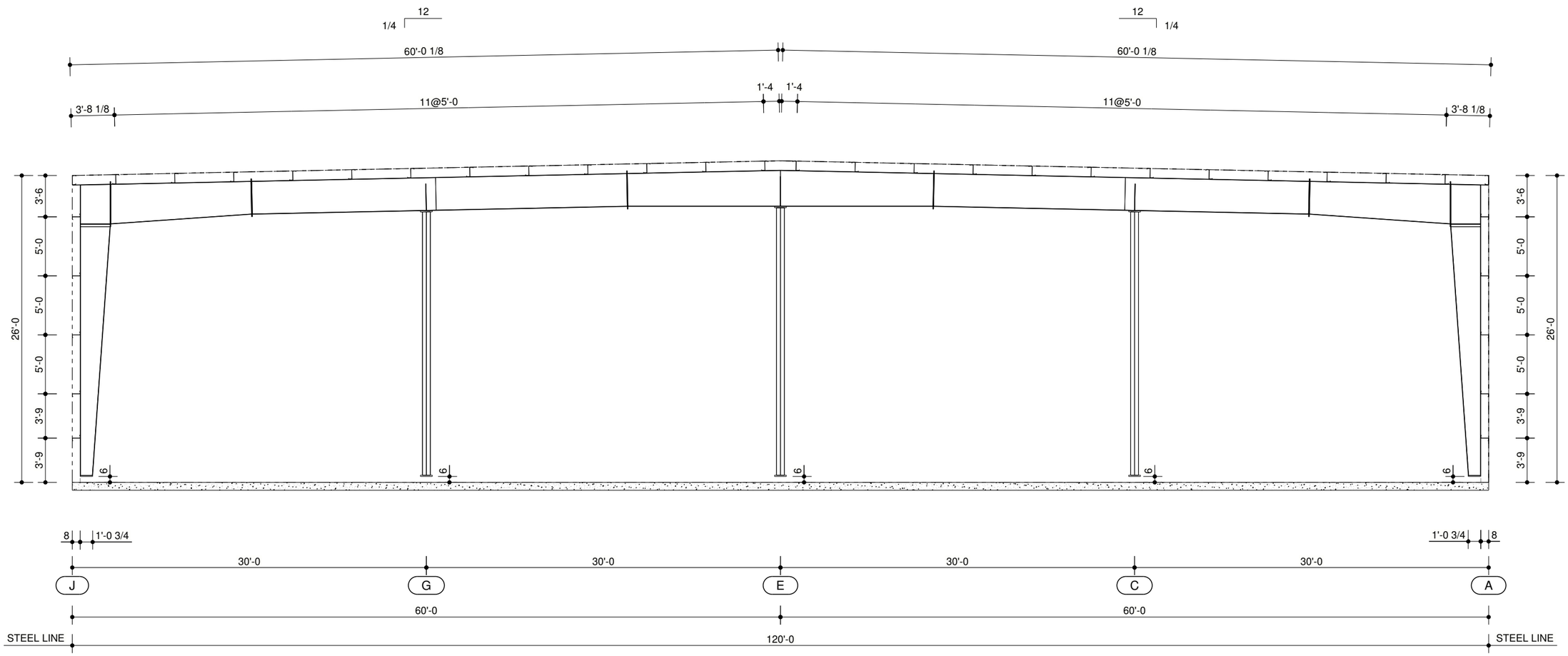

RIGID CROSS SECTION AT LINE 12

FRAME CROSS SECTION GENERAL NOTES

FN1P: PURLIN AND GIRT DEPTH AND SPACING ARE SUBJECT TO CHANGE UPON FINAL DESIGN.

FN2P: FLANGE BRACES FROM THE GIRTS AND PURLINS TO THE COLUMNS AND RAFTERS ARE REQUIRED FOR STRUCTURAL STABILITY, BUT ARE NOT SHOWN ON THIS DRAWING FOR CLARITY. THIS DRAWING SHALL NOT BE CONSTRUED AS ALLOWING THE STRUCTURE TO BE ERECTED WITHOUT FLANGE BRACES.

FN3P: "##" WITHIN THE SPLICE BOLT TABLE UNDER NUT AND WASHER INDICATES THAT THE NUT AND WASHER ARE PART OF THE TENSION CONTROL BOLT ASSEMBLY SUPPLIED.

DENNIS M. WILSON II
LICENSE
No. 95711
STATE OF
FLORIDA
PROFESSIONAL ENGINEER

10/11/2024

DENNIS M. WILSON II, P.E.
200 WHETSTONE ROAD
SWANSEA, SC 29160
FLORIDA P.E. NO. 95711

MBMA MEMBER
IAS ACCREDITED
CWB CERTIFIED
CSA W47.1
NUCOR BUILDING SYSTEMS
CERTIFIED CSA A660

PHONE: (803) 568-2100
FAX: (803) 568-2121

10/10/2024 08:38:02am

JOB NUMBER	ADDRESS
S24W0262A	COLUMBIA COUNTY LAKE CITY, FL 32024

PROJECT NAME
AGRO LIQUID

BUYER NAME
GREYSTONE CONSTRUCTION

DRAWING STATUS
FOR PERMITS ONLY

DRAWING TITLE
RIGID CROSS SECTION AT LINE 12

SHEET E7

#	RELEASE / REVISION	DWN / CHK	ENG	DATE
0	PERMITS	ERW /	JPV	10/10/2024

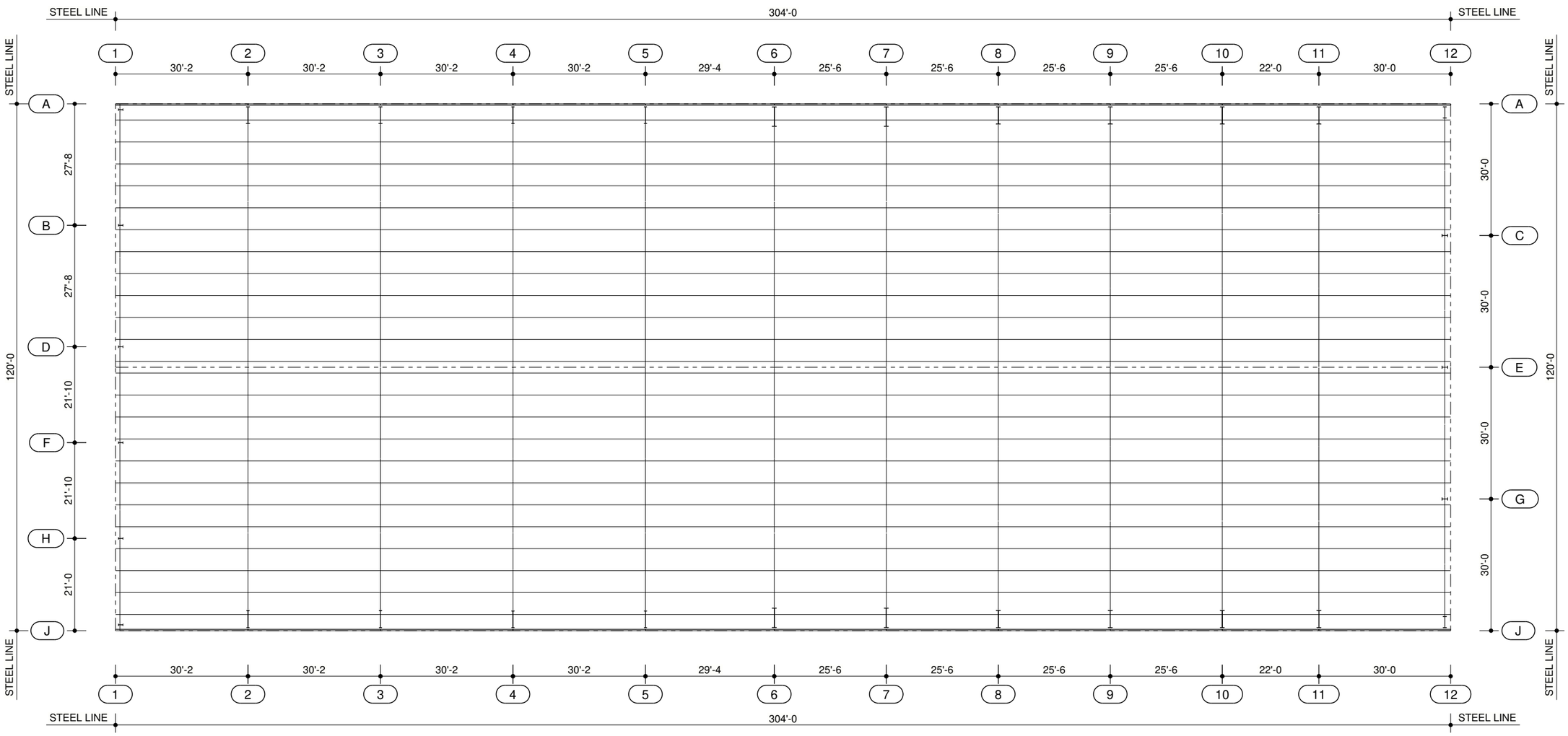

ROOF FRAMING PLAN

ROOF FRAMING GENERAL NOTES

RN1P: PURLIN DEPTH AND PURLIN SPACING ARE SUBJECT TO CHANGE UPON FINAL DESIGN.

DENNIS M. WILSON II
LICENSE
No. 95711
STATE OF FLORIDA
PROFESSIONAL ENGINEER

10/11/2024

DENNIS M. WILSON II, P.E.
200 WHETSTONE ROAD
SWANSEA, SC 29160
FLORIDA P.E. NO. 95711

#	RELEASE / REVISION	DWN / CHK	ENG	DATE
0	PERMITS	ERW /	JPV	10/10/2024

PHONE: (803) 568-2100
FAX: (803) 568-2121

10/10/2024 08:38:03am

JOB NUMBER
S24W0262A

ADDRESS
COLUMBIA COUNTY
LAKE CITY, FL 32024

PROJECT NAME
AGRO LIQUID

BUYER NAME
GREYSTONE CONSTRUCTION

DRAWING STATUS
FOR PERMITS ONLY

SHEET
E8

DRAWING TITLE
ROOF FRAMING PLAN

FRAMED OPENING TABLE				
MARK	WIDTH	HEIGHT	SILL HEIGHT	FIELD LOCATED
1	16'-0"	15'-11 1/4	3"	N
2	3'-4"	7'-2"	3"	Y
3	8'-0"	9'-0"	4'-0"	N
4	3'-4"	7'-2"	4'-0"	Y

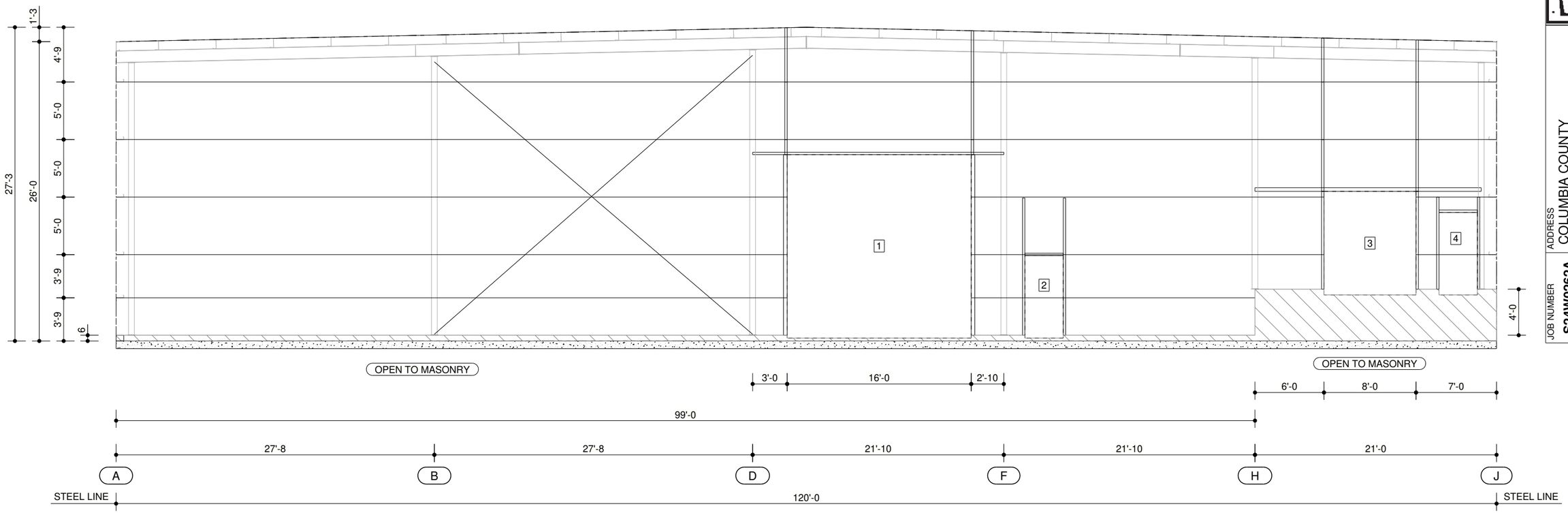

ENDWALL FRAMING ELEVATION AT LINE 1

WALL FRAMING GENERAL NOTES

WN1P: GIRT ELEVATIONS ARE SUBJECT TO CHANGE UPON FINAL DESIGN.

DENNIS M. WILSON II
LICENSE
No. 95711
STATE OF FLORIDA
PROFESSIONAL ENGINEER

10/11/2024

DENNIS M. WILSON II, P.E.
200 WHETSTONE ROAD
SWANSEA, SC 29160
FLORIDA P.E. NO. 95711

MBMA MEMBER
IAS ACCREDITED Manufacturer AC172
CWB CERTIFIED CSA W47.1
NUCOR BUILDING SYSTEMS
CERTIFIED CSA A660
PHONE: (803) 568-2100
FAX: (803) 568-2121

10/11/2024 09:14:06am

JOB NUMBER	ADDRESS
S24W0262A	COLUMBIA COUNTY LAKE CITY, FL 32024
PROJECT NAME	AGRO LIQUID
BUYER NAME	GREYSTONE CONSTRUCTION
DRAWING STATUS	FOR PERMITS ONLY
DRAWING TITLE	ENDWALL FRAMING ELEVATION AT LINE 1
SHEET	E9

#	RELEASE / REVISION	DWN / CHK	ENG	DATE
0	PERMITS	ERW /	JPV	10/10/2024

FRAMED OPENING TABLE				
MARK	WIDTH	HEIGHT	SILL HEIGHT	FIELD LOCATED
1	3'-4"	7'-2"	3"	Y
2	16'-0"	15'-11 1/4	3"	N
3	3'-4"	7'-2"	3"	Y
4	4'-4"	4'-4"	3'-4"	Y
5	16'-0"	15'-11 1/4	3"	N
6	16'-0"	15'-11 1/4	3"	N

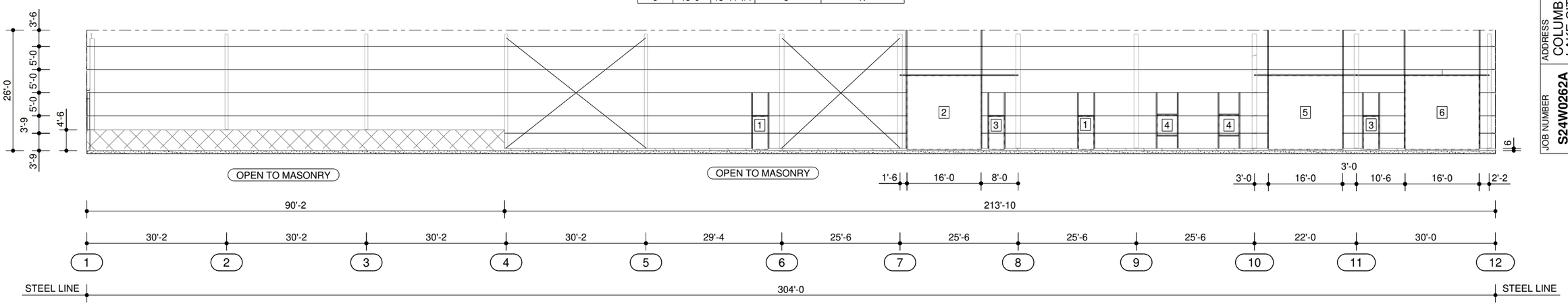

SIDEWALL FRAMING ELEVATION AT LINE J

WALL FRAMING GENERAL NOTES

WN1P: GIRT ELEVATIONS ARE SUBJECT TO CHANGE UPON FINAL DESIGN.

DENNIS M. WILSON II
LICENSE
No. 95711
STATE OF FLORIDA
PROFESSIONAL ENGINEER
10/11/2024

DENNIS M. WILSON II, P.E.
200 WHETSTONE ROAD
SWANSEA, SC 29160
FLORIDA P.E. NO. 95711

#	RELEASE / REVISION	DWN / CHK	ENG	DATE
0	PERMITS	ERW /	JPV	10/10/2024

NUCOR BUILDING SYSTEMS
PHONE: (803) 568-2100
FAX: (803) 568-2121

10/10/2024 08:38:06am

JOB NUMBER **S24W0262A**

ADDRESS COLUMBIA COUNTY LAKE CITY, FL 32024

PROJECT NAME AGRO LIQUID

BUYER NAME GREYSTONE CONSTRUCTION

DRAWING STATUS FOR PERMITS ONLY

DRAWING TITLE SIDEWALL FRAMING ELEVATION AT LINE J

SHEET E10

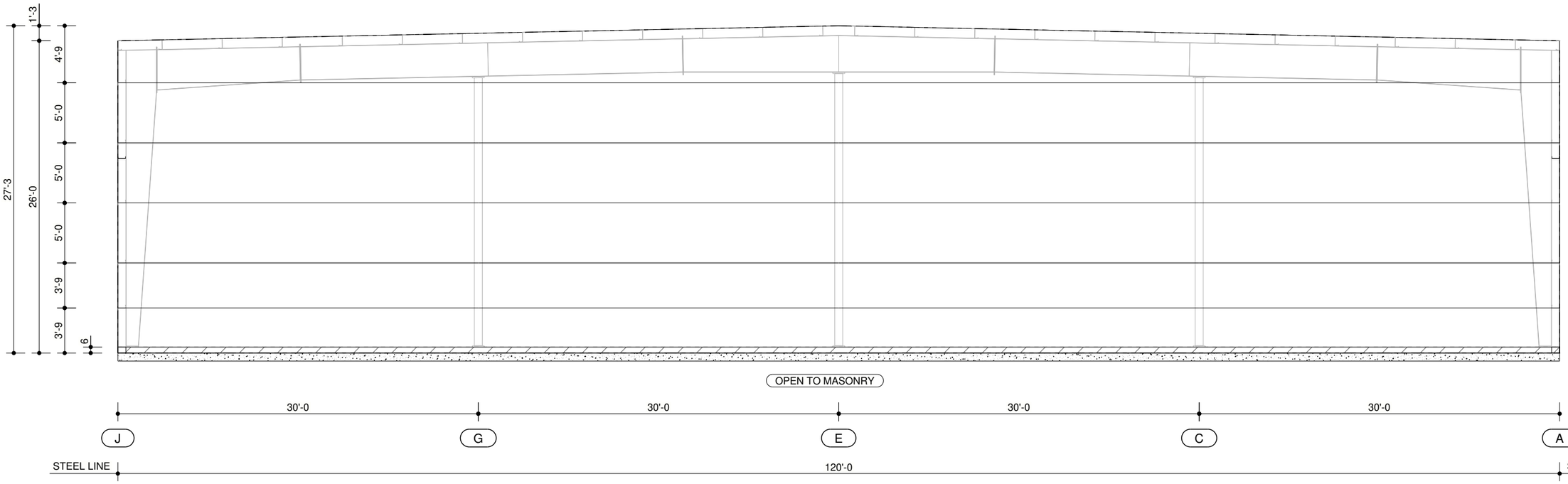

ENDWALL FRAMING ELEVATION AT LINE 12

WALL FRAMING GENERAL NOTES

WN1P: GIRT ELEVATIONS ARE SUBJECT TO CHANGE UPON FINAL DESIGN.

DENNIS M. WILSON II
LICENSE
No. 95711
STATE OF FLORIDA
PROFESSIONAL ENGINEER

10/11/2024

DENNIS M. WILSON II, P.E.
200 WHETSTONE ROAD
SWANSEA, SC 29160
FLORIDA P.E. NO. 95711

PHONE: (803) 568-2100
FAX: (803) 568-2121

10/10/2024 08:38:07am

JOB NUMBER	ADDRESS
S24W0262A	COLUMBIA COUNTY LAKE CITY, FL 32024
PROJECT NAME AGRO LIQUID	
BUYER NAME GREYSTONE CONSTRUCTION	
DRAWING STATUS FOR PERMITS ONLY	DRAWING TITLE ENDWALL FRAMING ELEVATION AT LINE 12
SHEET E11	

#	RELEASE / REVISION	DWN / CHK	ENG	DATE
0	PERMITS	ERW /	JPV	10/10/2024

FRAMED OPENING TABLE				
MARK	WIDTH	HEIGHT	SILL HEIGHT	FIELD LOCATED
1	16'-0"	15'-11 1/4	3"	N
2	3'-4"	7'-2"	3"	Y
3	16'-0"	15'-11 1/4	3"	N
4	3'-4"	7'-2"	3"	Y

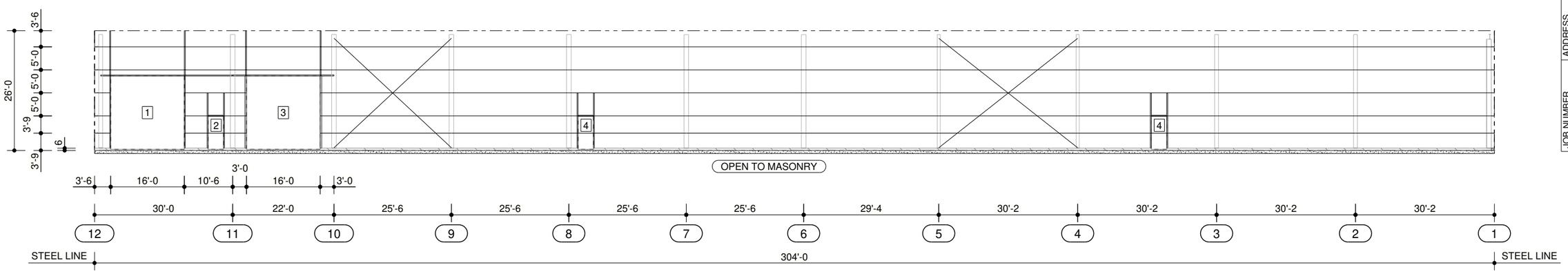

SIDEWALL FRAMING ELEVATION AT LINE A

WALL FRAMING GENERAL NOTES

WN1P: GIRT ELEVATIONS ARE SUBJECT TO CHANGE UPON FINAL DESIGN.

DENNIS M. WILSON II
LICENSE
No. 95711
STATE OF FLORIDA
PROFESSIONAL ENGINEER
10/11/2024

DENNIS M. WILSON II, P.E.
200 WHETSTONE ROAD
SWANSEA, SC 29160
FLORIDA P.E. NO. 95711

#	RELEASE / REVISION	DWN / CHK	ENG	DATE
0	PERMITS	ERW /	JPV	10/10/2024

NUCOR BUILDING SYSTEMS
PHONE: (803) 568-2100
FAX: (803) 568-2121

10/10/2024 08:38:09am

JOB NUMBER
S24W0262A

ADDRESS
COLUMBIA COUNTY
LAKE CITY, FL 32024

PROJECT NAME
AGRO LIQUID

BUYER NAME
GREYSTONE CONSTRUCTION

DRAWING STATUS
FOR PERMITS ONLY

SHEET
E12

DRAWING TITLE
SIDEWALL FRAMING ELEVATION AT LINE A

FRAMED OPENING TABLE				
MARK	WIDTH	HEIGHT	SILL HEIGHT	FIELD LOCATED
1	3'-4"	7'-2"		Y
2	16'-0"	16'-0"		Y

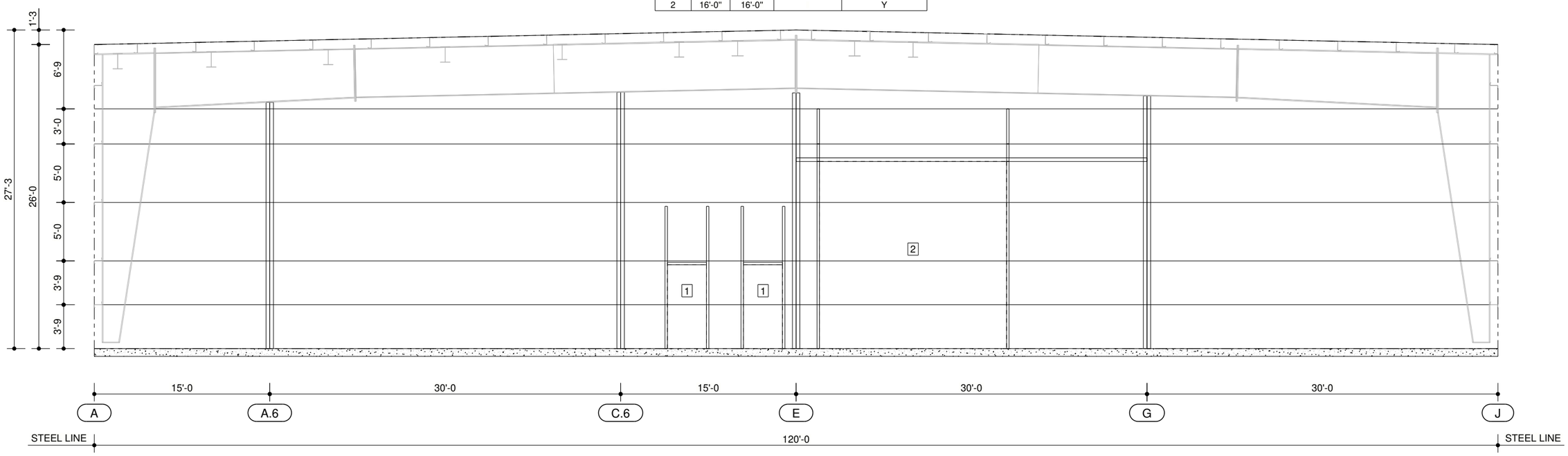

PARTITION 3 FRAMING ELEVATION

WALL FRAMING GENERAL NOTES

WN1P: GIRT ELEVATIONS ARE SUBJECT TO CHANGE UPON FINAL DESIGN.

DENNIS M. WILSON II
LICENSE
No. 95711
STATE OF
FLORIDA
PROFESSIONAL ENGINEER

10/11/2024

DENNIS M. WILSON II, P.E.
200 WHETSTONE ROAD
SWANSEA, SC 29160
FLORIDA P.E. NO. 95711

MBMA MEMBER
IAS ACCREDITED
CERTIFIED CSA W47.1
NUCOR BUILDING SYSTEMS
CERTIFIED CSA A660

PHONE: (803) 568-2100
FAX: (803) 568-2121

10/10/2024 08:38:10am

JOB NUMBER
S24W0262A

ADDRESS
COLUMBIA COUNTY
LAKE CITY, FL 32024

PROJECT NAME
AGRO LIQUID

BUYER NAME
GREYSTONE CONSTRUCTION

DRAWING STATUS
FOR PERMITS ONLY

SHEET
E13

DRAWING TITLE
PARTITION 3 FRAMING ELEVATION

#	RELEASE / REVISION	DWN / CHK	ENG	DATE
0	PERMITS	ERW /	JPV	10/10/2024

FRAMED OPENING TABLE				
MARK	WIDTH	HEIGHT	SILL HEIGHT	FIELD LOCATED
1	16'-0"	16'-0"	6"	Y
2	16'-0"	16'-0"		Y
3	3'-4"	7'-2"		Y
4	4'-4"	4'-4"	3'-4"	Y
5	3'-4"	7'-2"	4"	Y

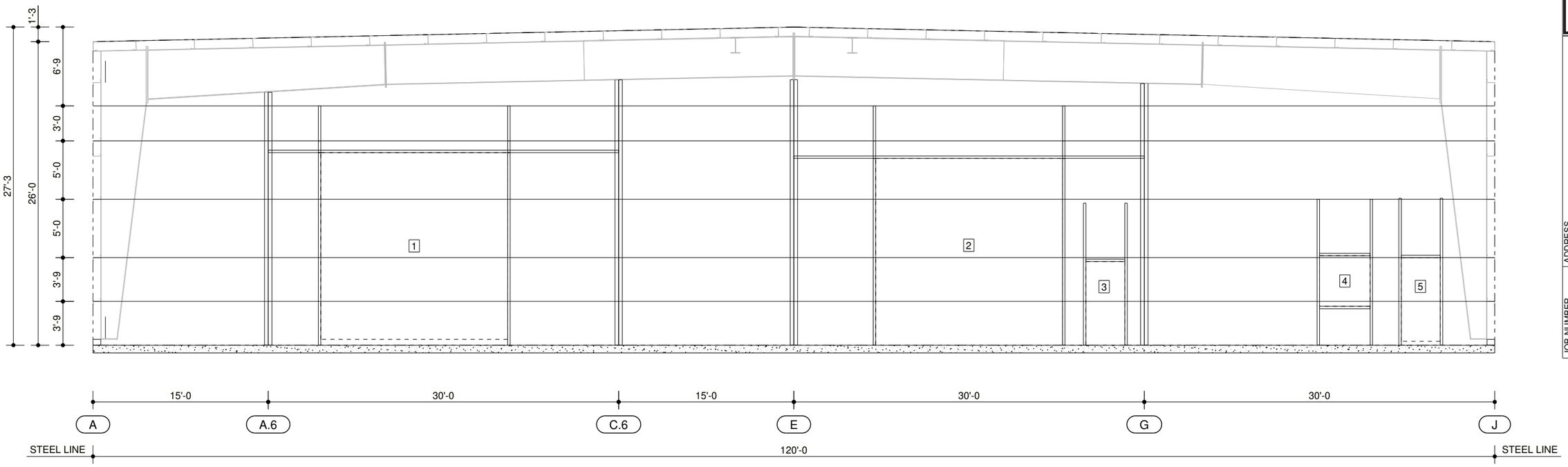

PARTITION 2 FRAMING ELEVATION

WALL FRAMING GENERAL NOTES

WN1P: GIRT ELEVATIONS ARE SUBJECT TO CHANGE UPON FINAL DESIGN.

DENNIS M. WILSON
LICENSE
No. 95711
STATE OF FLORIDA
PROFESSIONAL ENGINEER

10/11/2024

DENNIS M. WILSON II, P.E.
200 WHETSTONE ROAD
SWANSEA, SC 29160
FLORIDA P.E. NO. 95711

MBMA MEMBER
IAS ACCREDITED Manufacturer AC432
CWB CERTIFIED CSA W47.1
NUCOR BUILDING SYSTEMS
CERTIFIED CSA A660
CSSBI

PHONE: (803) 568-2100
FAX: (803) 568-2121

10/10/2024 08:38:11am

JOB NUMBER	ADDRESS
S24W0262A	COLUMBIA COUNTY LAKE CITY, FL 32024

PROJECT NAME: AGRO LIQUID

BUYER NAME: GREYSTONE CONSTRUCTION

DRAWING STATUS: FOR PERMITS ONLY

DRAWING TITLE: PARTITION 2 FRAMING ELEVATION

SHEET: E14

#	RELEASE / REVISION	DWN / CHK	ENG	DATE
0	PERMITS	ERW /	JPV	10/10/2024

FRAMED OPENING TABLE				
MARK	WIDTH	HEIGHT	SILL HEIGHT	FIELD LOCATED
1	16'-0"	16'-0"		Y
2	3'-4"	7'-2"		Y

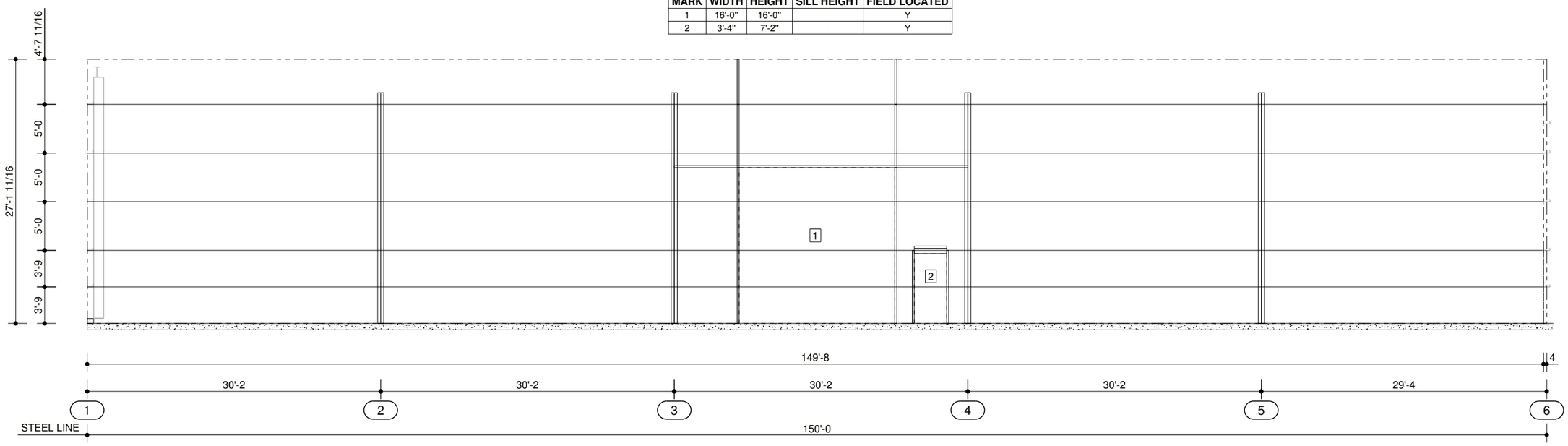

PARTITION 1 FRAMING ELEVATION

WALL FRAMING GENERAL NOTES

WN1P: GIRT ELEVATIONS ARE SUBJECT TO CHANGE UPON FINAL DESIGN.

DENNIS M. WILSON II
LICENSE
No. 95711
STATE OF FLORIDA
PROFESSIONAL ENGINEER

10/11/2024

DENNIS M. WILSON II, P.E.
200 WHETSTONE ROAD
SWANSEA, SC 29160
FLORIDA P.E. NO. 95711

#	RELEASE / REVISION	DWN / CHK	ENG	DATE
0	PERMITS	ERW /	JPV	10/10/2024

JOB NUMBER **S24W0262A**

ADDRESS COLUMBIA COUNTY LAKE CITY, FL 32024

PROJECT NAME AGRO LIQUID

BUYER NAME GREYSTONE CONSTRUCTION

DRAWING STATUS FOR PERMITS ONLY

SHEET E15

DRAWING TITLE PARTITION 1 FRAMING ELEVATION

NUCOR BUILDING SYSTEMS
PHONE: (803) 568-2100
FAX: (803) 568-2121

10/10/2024 08:38:12am

FRAMED OPENING TABLE				
MARK	WIDTH	HEIGHT	SILL HEIGHT	FIELD LOCATED
1	7'-4"	10'-0"		Y

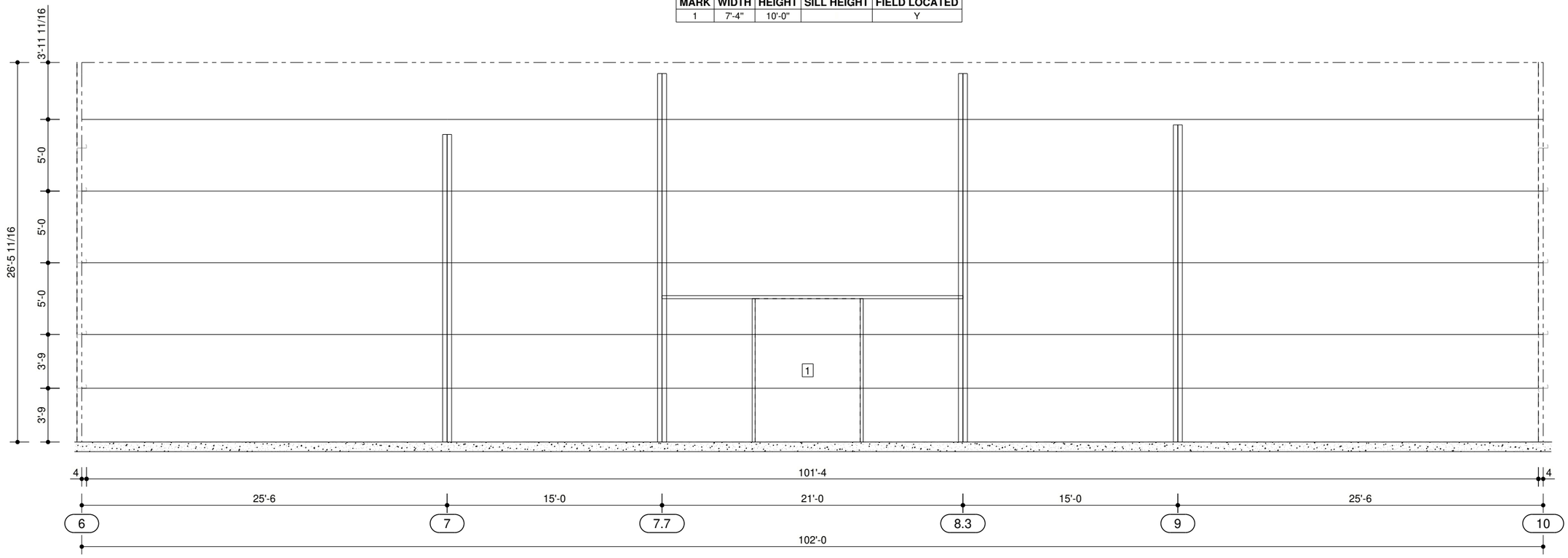

PARTITION 4 FRAMING ELEVATION

WALL FRAMING GENERAL NOTES

WN1P: GIRT ELEVATIONS ARE SUBJECT TO CHANGE UPON FINAL DESIGN.

DENNIS M. WILSON II
LICENSE
No. 95711
STATE OF FLORIDA
PROFESSIONAL ENGINEER
10/11/2024

DENNIS M. WILSON II, P.E.
200 WHETSTONE ROAD
SWANSEA, SC 29160
FLORIDA P.E. NO. 95711

MBMA MEMBER
IAS ACCREDITED Manufacturer AC10
CWB CERTIFIED CSA W47.1
NUCOR BUILDING SYSTEMS
CERTIFIED CSA A660
CSSBI

PHONE: (803) 568-2100
FAX: (803) 568-2121

10/10/2024 08:38:13am

JOB NUMBER **S24W0262A**
ADDRESS COLUMBIA COUNTY LAKE CITY, FL 32024
PROJECT NAME AGRO LIQUID
BUYER NAME GREYSTONE CONSTRUCTION
DRAWING STATUS FOR PERMITS ONLY
SHEET E16
DRAWING TITLE PARTITION 4 FRAMING ELEVATION

#	RELEASE / REVISION	DWN / CHK	ENG	DATE
0	PERMITS	ERW /	JPV	10/10/2024