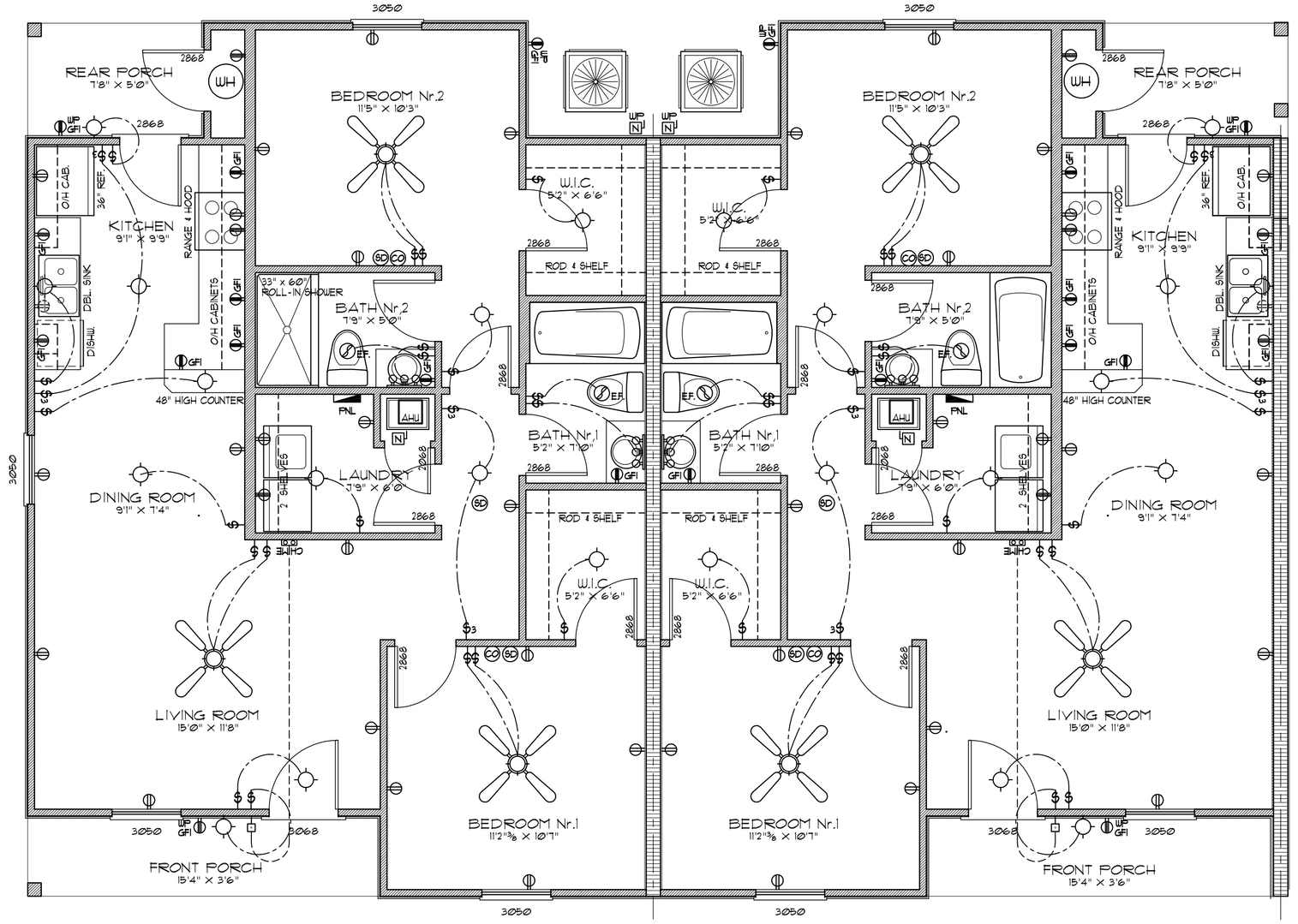

ENLARGED DBL. UNIT PLAN

SCALE: 1/4" = 1'-0"

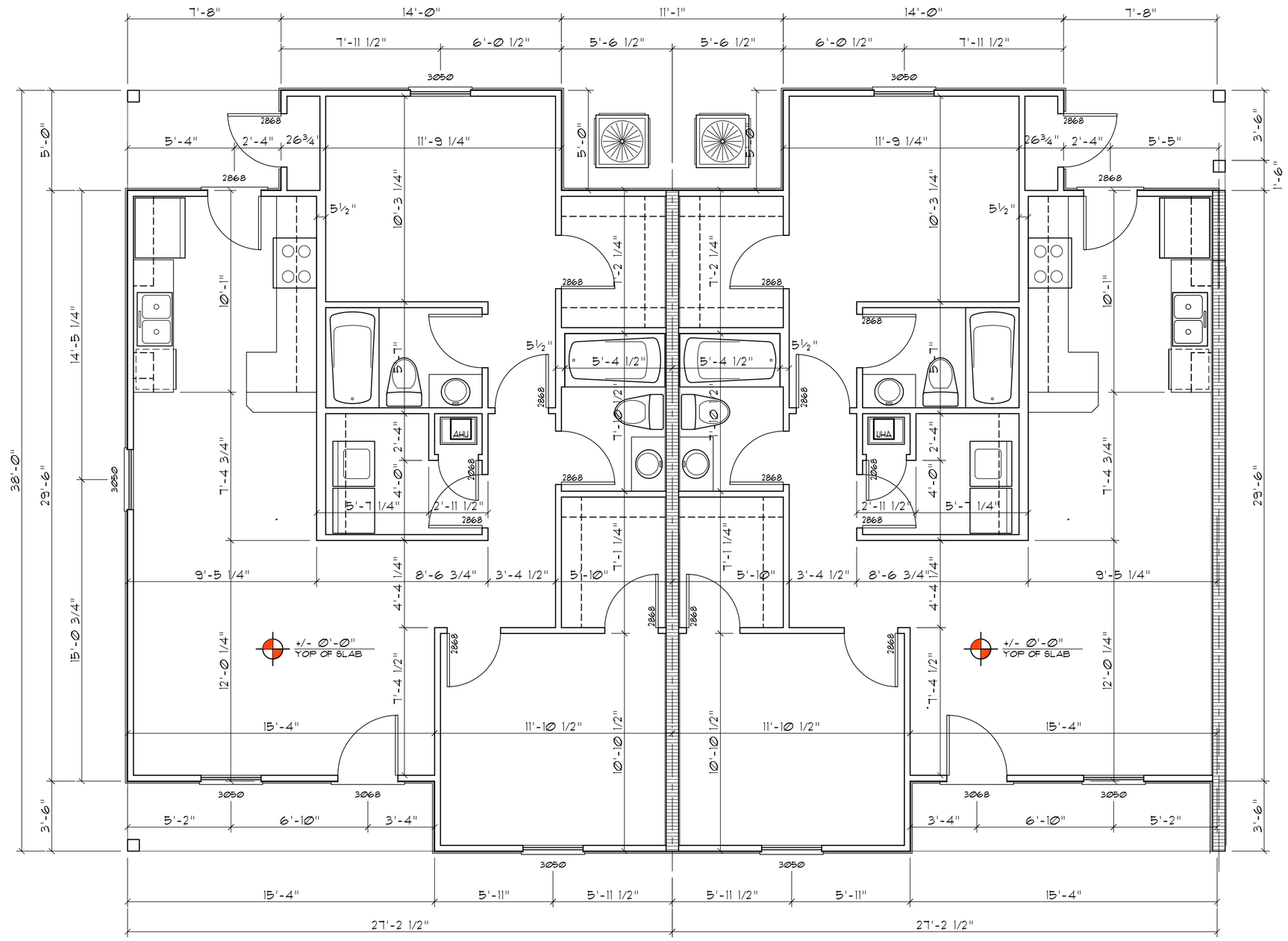

DIMENSION PLAN

SCALE: 1/4" = 1'-0"

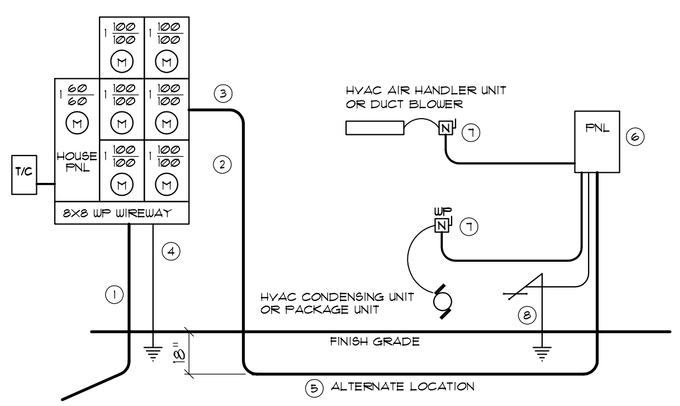

1. Service/Feeder Entrance Conductors: 2 - 3½" rigid conduit, min. 18" deep, w/ continuous Ground Bonding Conductor. Service/Entrance Conductors shall not be spliced except that bolted connections at the Meter, Disconnecting Devices and Panel shall be allowed.
2. Meter Enclosure, weatherproof, UL. Listed.
3. Main Disconnect Switch: fused or Main BRKR, weatherproof, UL. Listed.
4. Service entrance Ground: ⅝" ϕ iron/steel rod x 8'-0" long and/or concrete encased foundation steel rebar x 20'-0" long. Grounding Conductor shall be bonded to each piece of Service/Entrance Equipment, and shall be sized per Item #5, below.
5. 100 AMPERE FEEDER: 3-#3-USE-Cu, 1-#4-Cu-GND, 1¼" Conduit.
6. House Panel (FNL), UL. Lised, sized per schedule.
7. Equipment Disconnect Switch: non-fused, in weatherproof enclosure, size according to Panel Schedule loads.
8. Provide Ground Bond Wire to metal piping, size in accordance with the Service Ground Conductor.

NOTE!
THE MINIMUM AIC RATING FOR PANEL BOARDS, BRKRS AND DISCONNECT SWITCHES SHALL BE 22,000 AIC.

SERVICE ENTRANCE SIZE:
4 X 200A X 80% = 640 AMPERS

USE: 2 - 3" CONDUITS EA. W/ 2 - 400MCM - THW - Cu & 1 - 350MCM THW - Cu - NEUT. & 1 #3 Cu GND.

ELECTRICAL RISER DIAGRAM: 270A

SCALE: NONE

HOUSE PANEL SCHEDULE

PANEL "L": 30A - MLO - 120/240V - 1ϕ - 4 WIRE
4 SLOT - FLUSH MOUNT

Cir. Nr.	Location	Trip Poles	Wir Size	Load
1-2	GEN. LIGHTING	20A/1P	12NM	1600W
3	SERV. RECPT.	"	"	720W
4-6	SPARE	-	-	1200W

TOTAL CONNECTED LOAD: 2520W

SERVICE ENTRANCE ELECTRICAL COMPUTATIONS

Dwelling Unit Load		
21729W X 6 Units =	130374W	
Load @ 39% = 130374 x .39 =		50845.9W
House Load @ 100% =		2520.0W
Total Demand Load =		53365.9W

FEEDER SIZE: 53365.9W / 240V = 222.4 amperes
USE: 2 - 350MCM-THW-AL, 1-250MCM-AL-NEUT.
1-1/0-AL-GND., 3" Conduit

GENERAL ELEC. NOTES

(1) ALL DIMENSIONS ARE FROM FINISHED WALL, CEILING AND FLOOR MATERIALS. DIMENSION SHOWN AT ROUGH-IN IS TO CENTERLINE IN ALL CASES.

(2) ALL ELECTRICAL MATERIALS INCLUDING WIRE, CONDUIT, STARTERS, SWITCHES ETC. SHALL BE FURNISHED BY THE ELECTRICAL CONTRACTOR.

(3) FINAL CONNECTIONS FROM ROUGH-IN TO EQUIPMENT AND ALL INTERWIRING BETWEEN EQUIPMENT SHALL BE PERFORMED BY THE ELECTRICAL CONTRACTOR.

(4) ALL CONVENIENCE OUTLETS TO BE PROVIDED WITH 15 AMP CIRCUIT

TYPICAL APARTMENT UNIT ELECTRICAL COMPUTATIONS

General Lighting/Receptacles @ 3w/sf		
916.2 sf x 3w =	2748.6w	
Sm. Appliance Circuits (1 @ 1500w)	1500.0w	
Sub-Total	4248.6w	
1st 3KW @ 100%		3000.0w
Balance @ 35%		437.0w
Fixed Appliances:		
Refrigerator	1200.0w	
Clg. Fans (3 @ 360w)	1080.0w	
EWH	4500.0w	
Spares (4 @ 400w)	1600.0w	
Sub-Total	8380.0w	
Load @ 75% D.F.		6285.0w
100% Demand Factor Loads:		
Range		8000.0w
HVAC System (2.0T Heat Pump)		1900.0w
Total Demand Load:		19622.0w

FEEDER SIZE: 19622.0w / 240v = 81.76 amperes
USE: 3 #3 THW w/ 1 #4 Cu GND / 1¼" C.

TYPICAL APARTMENT UNIT PANEL SCHEDULE

PANEL "L": 100A - MLO - 120/240V - 1ϕ - 4 WIRE
16 SLOT - FLUSH MOUNT

Cir. Nr.	Location	Trip Poles	Wire Size	Load
1-4	Lighting/Recept.	15A/1P	14NM	2749W
5	Ceiling Fans	"	"	1080W
6	Sm. Kit. Appliances	20A/1P	12NM	1500W
7	Refrigerator	15A/1P	14NM	1200W
8,10	EWH	30A/2P	10NM	4500W
9/11	Range	50A/2P	6NM	8000W
12/14	HVAC CU	20A/2P	12NM	1400W
15	HVAC AHU	15A/1P	14NM	500W
16-17	Spare	-	-	800W
18-20	Space	-	-	0W

TOTAL CONNECTED LOAD: 21729W

Electrical SYMBOLS

- SPST WALL SWITCH
- DPDT WALL SWITCH (3-WAY)
- DUPLEX WALL RECEPTACLE
- DUPLEX WALL RECPT., BELOW COUNTER
- 240V OUTLET
- GND FAULT INTERRUPTER DUPLEX RECEPT.
- WEATHER PROOF GFI DUPLEX RECEPT.
- MOTOR
- ELECTRICAL PANEL
- EXHAUST FAN
- CEILING FAN, W/ LED. LIGHT FIXTURE
- LED. LIGHT FIXTURE,CAN OR WAFER
- SMOKE DETECTOR, 120V
- CARBONMONOXIDE DETECTOR, 12" ABV. FLOOR, 120V
- VANITY WALLMOUNT LED. LIGHT FIXTURE
- CHIME
- MOMENTARY PUSHBUTTON SWITCH, LIGHTED
- SWITCH/FIXTURE WIRING
- CONTROL WIRE - LOW VOLTAGE
- NON-FUSED DISC. SWITCH
- WEATHER PROOF NON-FUSED DISC. SWITCH

ELECTRICAL PLAN NOTES

INSTALLATION SHALL BE PER 2020 NAT'L. ELECTRIC CODE.

WIRE ALL APPLIANCES, HVAC UNITS AND OTHER EQUIPMENT PER MANUF. SPECIFICATIONS.

CONSULT THE OWNER FOR THE NUMBER OF SEPERATE TELEPHONE LINES TO BE INSTALLED.

ALL SMOKE DETECTORS SHALL BE 120V W/ BATTERY BACKUP OF THE PHOTOELECTRIC TYPE, AND SHALL BE INTERLOCKED TOGETHER. INSTALL INSIDE AND NEAR ALL BEDROOMS.

PROVIDE & INSTALL CARBON MONOXIDE DETECTORS IN ALL BEDROOMS, @ 12" ABV. FIN. FL., INTERLOCKED TOGETHER.

TELEPHONE, TELEVISION AND OTHER LOW VOLTAGE DEVICES OR OUTLETS SHALL BE AS PER THE OWNER'S DIRECTIONS, & IN ACCORDANCE W/ APPLICABLE SECTIONS OF NEC-LATEST EDITION.

ALL RECEPTICALS, NOT OTHERWISE DESIGNATED, SHALL BE ARC FAULT INTERRUPTER TYPE, EXCEPT DEDICATED OUTLETS.

ALL RECEPTICALS IN KITCHEN AND BATHS SHALL BE GROUND FAULT INTERRUPTER TYPE (GFI).

ALL EXTERIOR RECEPTICALS SHALL BE WEATHERPROOF GROUND FAULT INTERRUPTER TYPE (WP/GFI).

ELECTRICAL CONT'R SHALL PREPARE "AS-BUILT" SHOP DWGS INDICATING ALL ELECTRICAL WORK, INCLUDING ANY CHANGES TO THE ELEC. PLAN, ADD'NS TO THE ELEC. PLAN, RISER DIAGRAM, AS-BUILT PANEL SCHEDULE W/ ALL CKTS IDENTIFIED W/ CKT Nr., DESCRIPTION & BRKR, SERVICE ENT. & ALL UNDERGROUND WIRE LOCATIONS/ROUTING/DEPTH. RISER DIA. SHALL INCLUDE WIRE SIZES/TYPE & EQUIPMENT TYPE W/ RATINGS & LOADS.
CONTRACTOR SHALL PROVIDE 1 COPY OF AS-BUILT DWGS TO OWNER & 1 COPY TO THE PERMIT ISSUING AUTHORITY.

REVISION:

Copyright 2025 © N.P. Geisler, Architect

DRAWN: NPG

6 UNIT APARTMENT BUILDING for:
TOUCHSTONE CONSTRUCTION INC.
LAKE CITY, FLORIDA
ENLARGED PLAN W/ DIMENSIONS & ELECTRICAL

Celebrating 53 Years of Service
1972 - 2025
N.P. Geisler, Architect
AR0007005
CUSTOM ARCHITECTURAL DESIGN
NICHOLAS PAUL GEISLER ARCHITECT
1758 NW Brown Rd.
Lake City, FL 32055
386-365-4355

DATE: 23SEP 2025

COMM: 2K2549

SHEET: A.3
3 OF 9

Nicholas P Geisler
Digitally signed by Nicholas P Geisler
Date: 2025.12.16 15:31:59 -05'00'
AR0007005

These drawings, as instruments of service, are the sole property of the architect, and may not be used, copied or reproduced in whole or in part for use on or incorporated within any other job without specific and individual authorization by the architect.