

2679 SW SPRUCE ROAD
JOSEPH EARL BENNETT SR.

A. ALL MATERIALS & METHODS OF CONSTRUCTION SHALL BE IN ACCORDANCE WITH CONTRACT DOCUMENTS AND SPECIFICATIONS.

B. THE CONTRACTOR SHALL WORK STRUCTURAL DRAWINGS TOGETHER WITH ARCHITECTURAL, MECHANICAL, ELECTRICAL, AND CIVIL DRAWINGS TO LOCATE DERESSED SLABS, SLOPES, DRAINS, GRADES, ETC. ANY DISCREPANCIES SHALL BE CALLED TO THE ATTENTION OF THE ENGINEER BEFORE PROCEEDING WITH THE WORK.

C. ALL DETAILS AND SECTIONS SHOWN ON THE DRAWING ARE INTENDED TO BE TYPICAL AND SHALL BE CONSTRUED TO APPLY TO ANY SIMILAR SITUATION ELSEWHERE ON THE PROJECT, EXCEPT WHERE DIFFERENT DETAILS SHOWN.

D. THE CONTRACTOR SHALL PROVIDE ADEQUATE BRACING, SHORING, AND OTHER SUPPORTS NECESSARY TO SAFELY COMPLETE THE WORK.

- BUILDING CODE REQUIREMENTS FOR REINFORCED CONCRETE (ACI 318 - 89(92))
- BUILDING CODE REQUIREMENTS FOR MASONRY STRUCTURES (ACI 530 - 92)
- AISC "MANUAL OF STEEL CONSTRUCTION" - NINTH EDITION
- AWS D 1.1 "STRUCTURAL WELDING CODE" - LATEST EDITION
- AISI DESIGN FOR COLD FORMED STEEL STRUCTURAL MEMBERS 1996 W/1999 ADDENDUM
- ANSI / ASCE 7-02 "MINIMUM DESIGN LOADS FOR BUILDINGS AND OTHER STRUCTURES"

ALL CONCRETE SHALL BE DESIGNED TO SECURE A STRENGTH OF 2000 PSI AT 28 DAYS.

PROVIDE MINIMUM COVER FOR REINFORCING BARS, UNLESS OTHERWISE INDICATED:

FOOTINGS (TO GROUND)	3"
FOOTINGS (TOP AND SIDE)	3"
SLABS ON GRADE:	2"
SIDEWALKS:	2"

ALL BAR SPLICES AND DOWELS SHALL LAP 30 BAR DIAMETERS (MINIMUM) UNLESS NOTED OTHERWISE.

ALL WELDED WIRE FABRIC SHALL BE LAPPED ONE FULL MESH, PANEL PLUS TWO INCHES AT SIDES AND ENDS AND SHALL BE WIRED TOGETHER.

ALL CONCRETE REINFORCEMENT SHALL BE DETAILED, FABRICATED, LABELED, SUPPORTED, AND SPACED IN FORMS AND SECURED IN PLACE IN ACCORDANCE WITH THE PROCEDURES AND REQUIREMENTS OUTLINED IN THE LATEST EDITION OF ACI 318 AND ACI 315. SHOP DRAWINGS SHALL BE SUBMITTED TO THE ENGINEER FOR REVIEW PRIOR TO FABRICATION.

ALL EXCAVATION AND BACK FILL SHALL BE PERFORMED IN ACCORDANCE WITH THE GEOTECHNICAL REPORT.

CONCRETE SHALL BE PLACED AS SOON AS PRACTICAL AFTER SOIL PREPARATION AND COMPACTION SO AS NOT TO ALLOW THE ELEMENTS OR CONSTRUCTION ACTIVITY TO DISTURB THE PREPARED AREA.

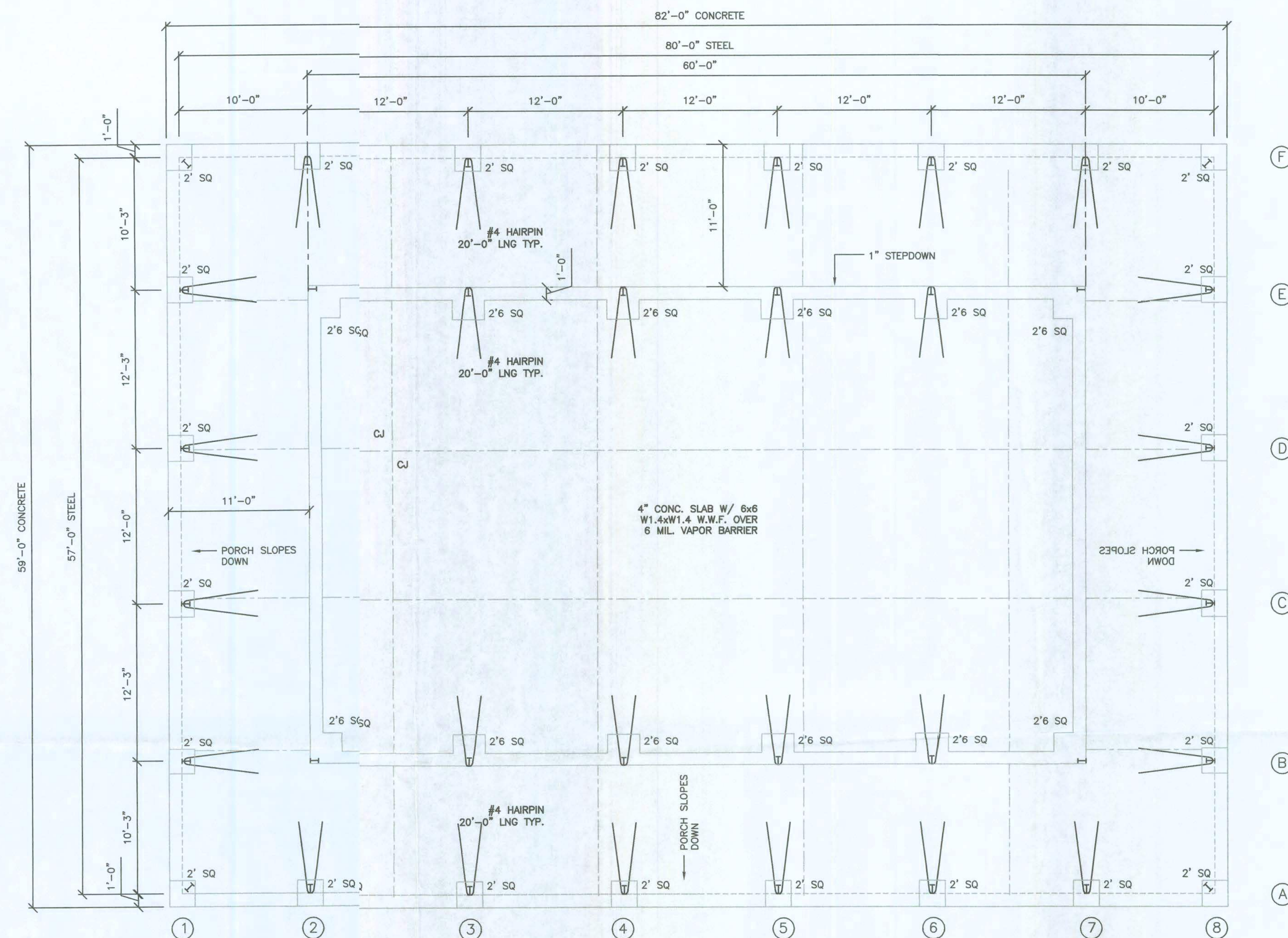
UNDER NO CIRCUMSTANCES WILL DIGGING, TUNNELING, OR TRENCHING BE ALLOWED AT OR NEAR ANY CONCRETE STRUCTURE WHICH MIGHT ACT TO UNDERMINE THE STRUCTURE.

FOUNDATIONS ARE DESIGNED TO BEAR ON SOIL WHICH PROVIDES
A SAFE BEARING CAPACITY OF 2,000 PSF.

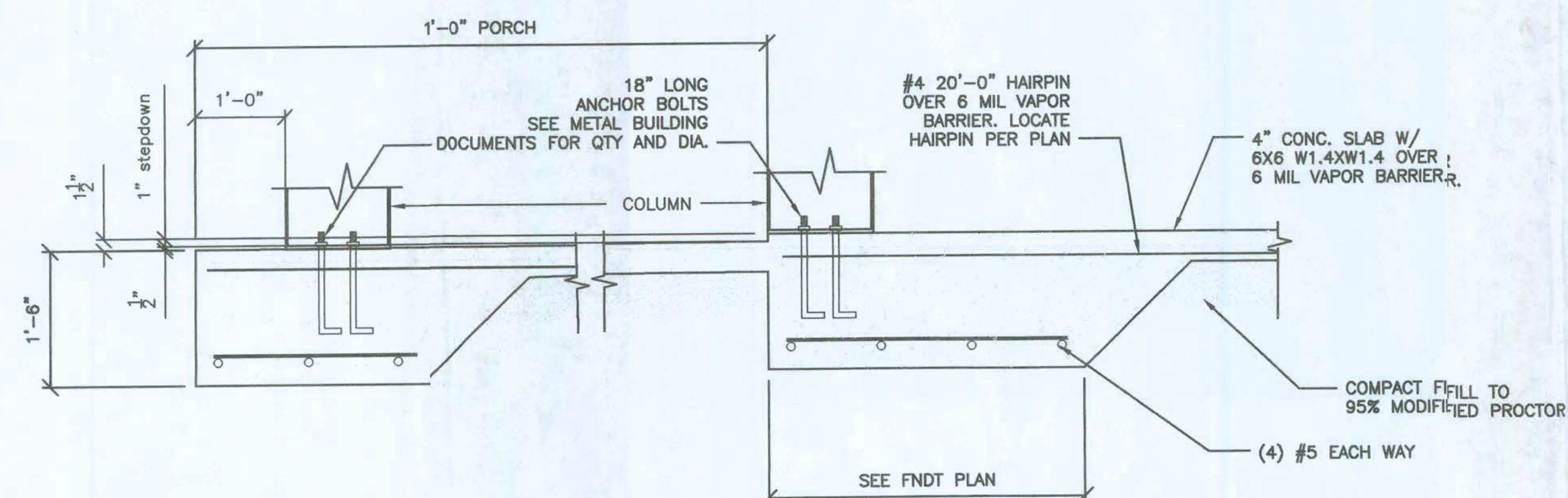
LIVE LOAD	ROOF - 20 PSF FOR STRUCTURAL MEMBERS WITH A TRIBUTARY AREA GREATER THAN 200 SF - 16 PSF
DEAD LOAD	ROOF - 5 PSF
WIND LOAD	BASIC WIND SPEED - 130 MPH EXPOSURE CATEGORY - B

2004 FLORIDA BUILDING CODE. IMPORTANCE FACTOR — 1.0

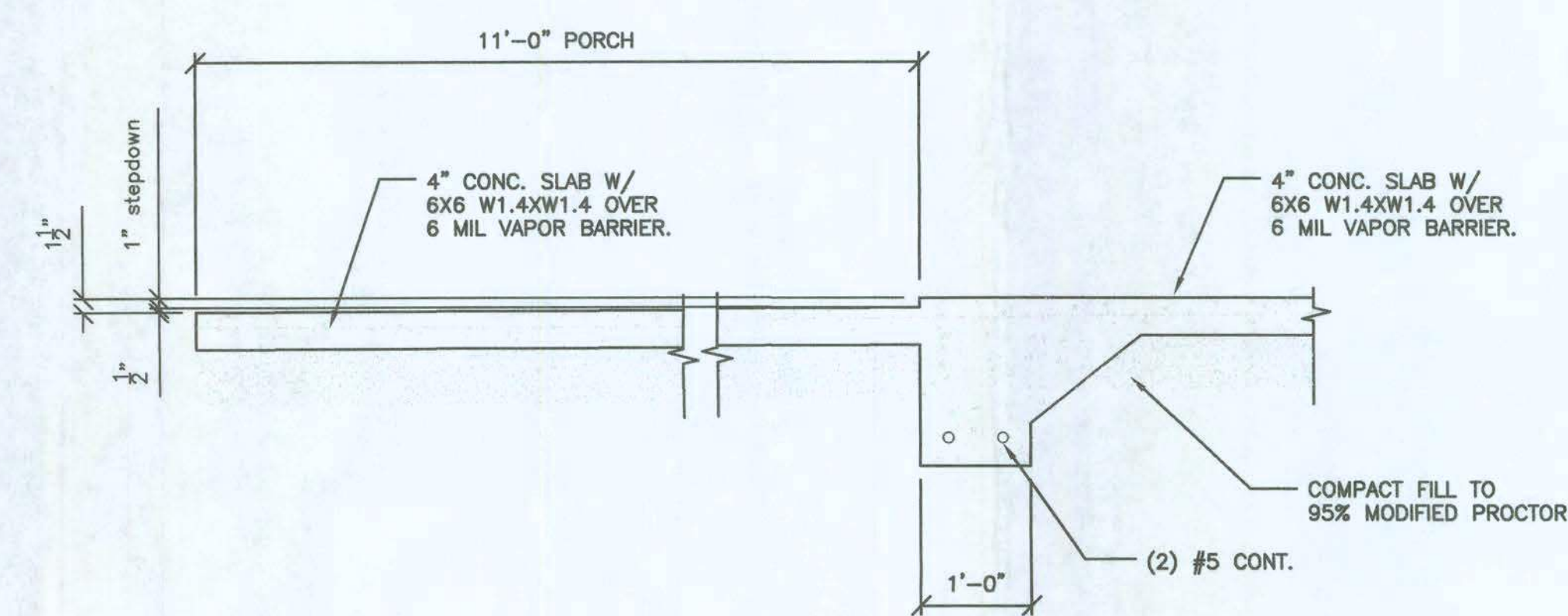
SEE METAL BUILDING DOCUMENTS FOR COLUMN REACTIONS.



FOUNDATION PLAN
SCALE: 3/16" = 1'-0"



COLUMN FOOTER DETAIL
SCALE: N.T.S.



CONT. FOOTER DETAIL
SCALE: N.T.S.

PROJECT No.
92-0801

DATE: JAN., 2008

SCALE: AS NOTED

DFAWN BY:
 J. WELLS
 APPROVED BY:
 P. SANTORA

REVISIONS:

UNION LASTERL METAL BUILDINGS
FOUNDATION PLAN
59'-0" X 82'-0" BUILDING
COLUMBIA CO., FL

Northstar  **Engineering
Services**

MUNICIPAL DESIGN, AIRPORT DESIGN,
SITE PLANNING AND DEVELOPMENT,
UTILITY PLANNING, ROAD DESIGN

PHONE (334) 713-6895
FAX (334) 673-1846

2431 HARTFORD HWY DOTHAN, ALABAMA 36505

AL CERT. OF AUTH. CA-1896-E
FL CERT. OF AUTH. 26312
GA CERT. OF AUTH. 003129

Philip C. Sista.
1-16-80

SHEET **1**
OF **1**