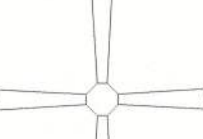



















ELECTRICAL LEGEND		
ELECTRICAL	COUNT	SYMBOL
CEILING FAN	6	
CAN LIGHT 6inch	22	
CHANDELIER	1	
PENDANT LIGHT	3	
MOTION SECURITY LIGHT	4	
AC DISCONNECT	1	
CABLE TV OUTLET	6	
CARBON DETECTOR	2	
EXHAUST FAN	3	
OUTLET	46	
OUTLET 220v	4	
OUTLET GFI	12	
OUTLET WP	6	
SMOKE DETECTOR	7	
STANDARD LIGHT	19	
SWITCH	33	
SWITCH 3 WAY	14	
VANITY BAR LIGHT - SMALL	4	

ELECTRICAL PLAN NOTES:

INSTALLATION SHALL BE PER LATEST NAT'L ELECTRIC CODE.  
WIRE ALL APPLIANCES, HVAC UNITS AND OTHER EQUIPMENT PER MANUF. SPECIFICATIONS

CONSULT WITH THE OWNER FOR THE NUMBER OF SEPERATE TELEPHONE LINES TO BE INSTALLED

ALL SMOKE DETECTORS SHALL BE 120v W/ BATTERY BACKUP OF THE PHOTOELECTRIC TYPE, AND SHALL BE INTERLOCKED TOGETHER. INSTALL INSIDE AND NEAR ALL BEDROOMS

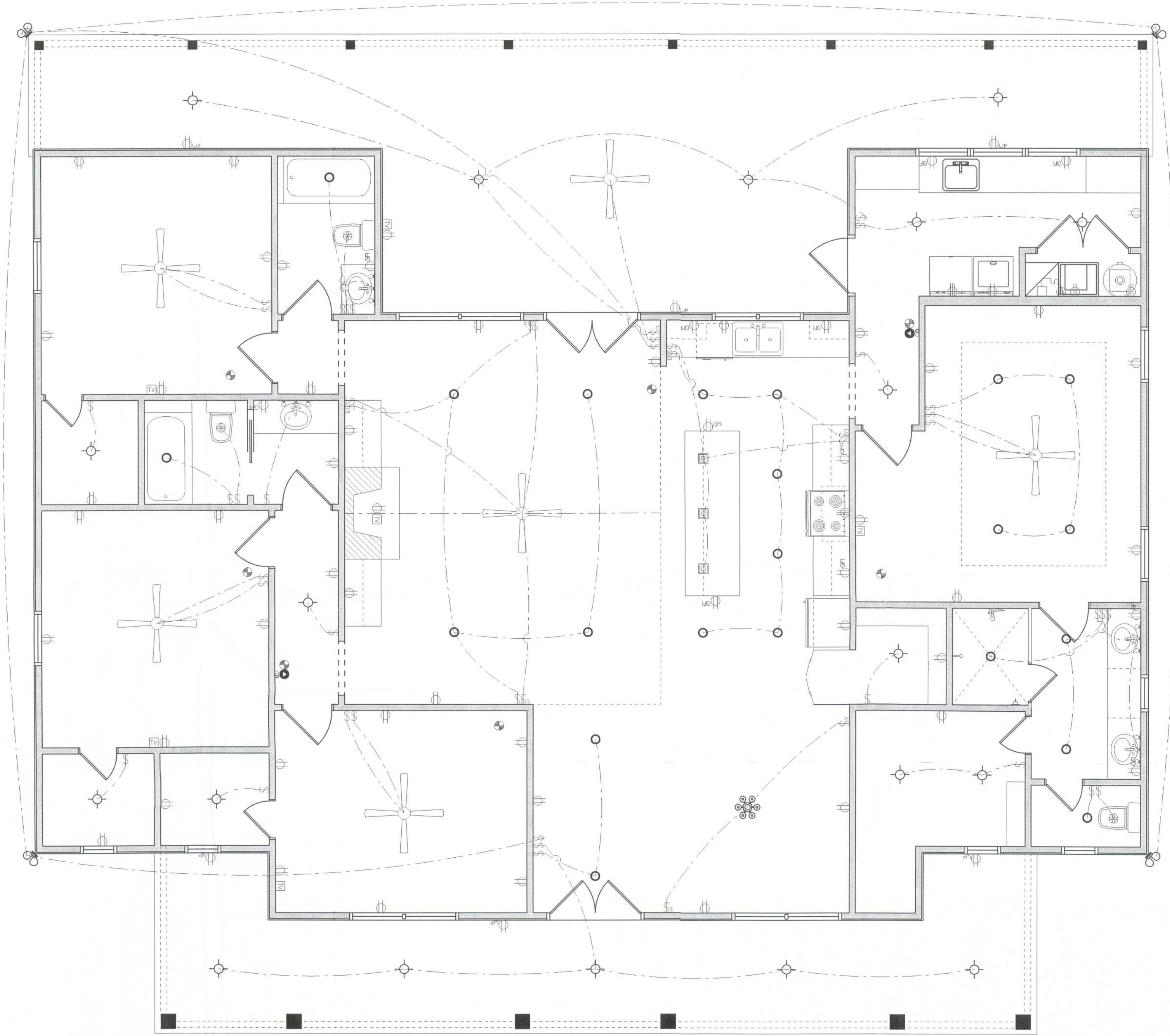
TELEPHONE, TELEVISION AND OTHER LOW VOLTAGE DEVICES OR OUTLETS SHALL BE AS PER THE OWNER'S DIRECTIONS, & IN ACCORDANCE W/ APPLICABLE SECTIONS OF NEC-LATEST EDITION.

ALL RECEPTICALS, NOT OTHERWISE NOTED, SHALL BE ARC FAULT INTERRUPTER TYPE, EXCEPT DEDICATED OUTLETS

ALL RECEPTICALS IN WET AREAS SHALL BE GROUND FAULT INTERRUPTER TYPE (GFI)

ALL EXTERIOR RECEPTICALS SHALL BE WEATHERPROOF GROUND FAULT INTERRUPTER TYPE (WP/GFI)

NOTE:  
ELECTRICAL CONTR'OR SHALL PREPARE "AS-BUILT" SHOP DWGS INDICATING ALL ELECTRICAL WORK, INCLUDING ANY CHANGES TO THE ELEC. PLAN, ADD'NS TO THE ELEC. PLAN, RISER DIAGRAM, AS-BUILT PANEL SCHEDULE W/ ALL CKTS IDENTIFIED W/ CKT N°. DESCRIPTION & BRKR. SERVICE ENT. & ALL UNDERGROUND WIRE LOCATIONS/ROUTING / DEPTH. RISER DIA. SHALL INCLUDE WIRE SIZES/TYPE & EQUIPMENT TYPE W/ RATINGS & LOADS.  
CONTRACTOR SHALL PROVIDE 1 COPY OF AS-BUILT DWGS TO OWNER & 1 COPY TO THE PERMIT ISSUING AUTHORITY



ELECTRICAL PLAN  
SCALE: 1/4" = 1'-0"

REVISIONS SCHEDULE	
Sep. 30th, 2021	PROPOSAL
Mar. 29th, 2023	REVISIONS

SHAW RESIDENCE

LAKE CITY, FLORIDA

RIDGEPOINT  
DESIGN

566 SW ARLINGTON BLVD., STE 101, LAKE CITY, FL 32025  
P: 386-288-1188  
E: RIDGEPOINTDESIGN@GMAIL.COM