

## Permit Application / Manufactured Home Installation Application

**For Office Use Only** (Revised 6/24) Zoning Official \_\_\_\_\_ Building Official \_\_\_\_\_

AP# \_\_\_\_\_ Date Received \_\_\_\_\_ By \_\_\_\_\_ Permit # 52033

Flood Zone \_\_\_\_\_ Development Permit \_\_\_\_\_ Zoning \_\_\_\_\_ Land Use Plan Map Category \_\_\_\_\_

Comments \_\_\_\_\_

FEMA Map# \_\_\_\_\_ Elevation \_\_\_\_\_ Finished Floor \_\_\_\_\_ River \_\_\_\_\_ In Floodway \_\_\_\_\_

☐ Recorded Deed or ☐ Property Appraiser PO ☐ Site Plan ☐ EH # \_\_\_\_\_

☐ Land Owner Affidavit ☐ Installer Authorization ☐ FW Comp. letter ☐ App Fee Paid ☐ 911 App

☐ DOT Approval ☐ Parent Parcel # \_\_\_\_\_ ☐ STUP-MH \_\_\_\_\_

☐ Ellisville Water Sys ☐ Assessment \_\_\_\_\_ ☐ In County ☐ Sub VF For \_\_\_\_\_

**\*This page not required if Online Submission**

Property ID # \_\_\_\_\_ Subdivision \_\_\_\_\_ Lot# \_\_\_\_\_

- ☐ New Mobile Home ☒ Used Mobile Home MH Size 16x64 Year 2019
- Applicant Robert Brewin Phone# 386-365-7184
- Address 2134 NW Lower Springs Rd.
- Name of Property Owner Robert Brewin Phone# 386-365-7184
- 911 Address \_\_\_\_\_
- Circle the correct power company - ☐ FL Power & Light - ☐ Clay Electric
- (Circle One) ☒ - Suwannee Valley Electric - ☐ Duke Energy

- Name of Owner of Mobile Home Richard + Mary Hale
- Phone # 386-397-4937 Address 2134 NW Lower Springs Rd. - Lake City, FL 3205
- Relationship to Property Owner Mother + F Son in Law - Daughter
- Current # of Dwellings on Property 1 # of Bed/bath 4 / 2.5
- Lot Size 12.83 Acres Total Acreage 12.83 Acres
- Do you: (Circle one) ☒ Have Existing Drive ☐ Private Drive ☐ Need a Driveway Permit
- (Currently using) (Blue Road Sign)

\*\*\*Please be advised all MH applications may prompt a driveway permit regardless of existing/private driveway\*\*\*

- Is this Mobile Home Replacing an Existing Mobile Home ☐ Yes ☒ No
- Name of Licensed Dealer/Installer Dale Houston
- Installers Phone # 386-623-6522
- Installers Address 909 SW Norris Ave
- License Number: TH 1133271
- Installation Decal # 115463
- Is the mobile home currently located in Columbia County? ☐ Yes ☒ No
- (Only required for used mobile homes)

Applicant Email Address: brewinr@gmail.com

(This is where application updates will be sent)



## NOTICE TO APPLICANT/OWNER REGARDING FLOODING

Please read carefully before you begin your construction project!

**WARNING:** The degree of flood protection required by this County's floodplain ordinance and the Florida Building Code are considered as minimum for regulatory purposes only. The floodplain ordinance and Florida Building Code are based on scientific and engineering considerations, but do not include actual, observed events of flooding that may have occurred at your property. You should also keep in mind that larger floods have, can, and will occur from time to time. Flood heights may be increased by man-made or natural causes. Approval of your permit under the floodplain ordinance does not imply that the permitted structure will be free from flooding or flood damage. The Special Flood Hazard Areas and Base Flood elevations are contained in the Flood Insurance Study and shown on Flood Insurance Rate Maps. The County adopts these maps for purposes of compliance with the National Flood Insurance Program but makes no representations or assurances of their accuracy or reliability. The County does not maintain, track, or provide flood history data for any particular parcel of land.

**THERE IS NO GUARANTY OF VESTED USE, EXISTING USE, OR FUTURE USE CREATED BY YOUR COMPLIANCE WITH THE FLOODPLAIN ORDINANCE. YOU ARE RESPONSIBLE FOR ASSESSING YOUR OWN PARTICULAR FLOOD RISK AND YOU ARE ENCOURAGED TO SPEAK WITH NEIGHBORING OWNERS AND THE PREVIOUS OWNERS OF YOUR LAND TO OBTAIN FIRST-HAND KNOWLEDGE OF YOUR PROPERTY'S SPECIFIC FLOOD HISTORY.**

**DISCLAIMER OF LIABILITY.** The County floodplain ordinance does not create liability on the part of Board of County Commissioners of Columbia County or any officer or employee thereof for any flood damage that results from reliance on the ordinance, or any administrative decision lawfully made thereunder. Again, it is your responsibility to assess your property's flood risk and build accordingly.

**For more information,** see the Columbia County Code of Ordinances, Land Development Regulations, Article 8, at: [https://library.municode.com/fl/columbia\\_county](https://library.municode.com/fl/columbia_county). Additional information can also be found on the County Building Department's web page: <https://www.columbiacountyfla.com/BuildingandZoning.asp>.

### ACKNOWLEDGMENT

I have read and understand the foregoing **NOTICE TO APPLICANT/OWNER REGARDING FLOOD ZONES**. I understand it is my responsibility to determine my property's flood risk, and that the County has made me no assurances that my property can not or will not flood.

OWNER SIGNATURE:

*Robert R. Brewin IV*

PRINT NAME:

*Robert R. Brewin IV*

PARCEL # OR ADDRESS:

*2134 NW Lower Springs Rd.  
Lake City, FL 32055*

**MOBILE HOME INSTALLATION SUBCONTRACTOR VERIFICATION FORM**

APPLICATION NUMBER \_\_\_\_\_ CONTRACTOR \_\_\_\_\_ PHONE \_\_\_\_\_

**THIS FORM MUST BE SUBMITTED PRIOR TO THE ISSUANCE OF A PERMIT**

In Columbia County one permit will cover all trades doing work at the permitted site. It is REQUIRED that we have records of the subcontractors who actually did the trade specific work under the permit. Per Florida Statute 440 and Ordinance 89-6, a contractor shall require all subcontractors to provide evidence of workers' compensation or exemption, general liability insurance and a valid Certificate of Competency license in Columbia County.

***Any changes, the permitted contractor is responsible for the corrected form being submitted to this office prior to the start of that subcontractor beginning any work. Violations will result in stop work orders and/or fines.***

<b>ELECTRICAL</b>	Print Name <u>Robert Brewin</u> Signature <u>Robert A. Brewin</u> License #: _____ Phone #: <u>386-365-7184</u> Company Name: _____ <input type="checkbox"/> Qualifier Form Attached
<b>MECHANICAL/ A/C _____</b>	Print Name <u>Robert Brewin</u> Signature <u>Robert A. Brewin</u> License #: _____ Phone #: <u>386-365-7184</u> Company Name: _____ <input type="checkbox"/> Qualifier Form Attached

**F. S. 440.103 Building permits; identification of minimum premium policy.**--Every employer shall, as a condition to applying for and receiving a building permit, show proof and certify to the permit issuer that it has secured compensation for its employees under this chapter as provided in ss. 440.10 and 440.38, and shall be presented each time the employer applies for a building permit.





COLUMBIA COUNTY BUILDING DEPARTMENT  
135 NE Hernando Ave, Suite B-21, Lake City, FL 32055  
Phone: 386-758-1008 Fax: 386-758-2160

**\*Use to authorize  
property owners to  
pull permit on  
Installers behalf.**

MOBILE HOME INSTALLERS LETTER OF AUTHORIZATION

I, Dale Houston, give this authority for the job address show below  
Installer License Holder Name

only, 2134 NW Lower Springs Rd. Lake City, FL 32055, and I do certify that  
Job Address

the below referenced person(s) listed on this form is/are under my direct supervision and control  
and is/are authorized to purchase permits, call for inspections and sign on my behalf.

Printed Name of Authorized Person	Signature of Authorized Person
Robert R. Brewin III	Robert R. Brewin III

I, the license holder, realize that I am responsible for all permits purchased, and all work done  
under my license and I am fully responsible for compliance with all Florida Statutes, Codes, and  
Local Ordinances.

I understand that the State Licensing Board has the power and authority to discipline a license  
holder for violations committed by him/her or by his/her authorized person(s) through this  
document and that I have full responsibility for compliance granted by issuance of such permits.

Dale Houston License Holders Signature (Notarized) 1H 1133291 License Number 1/13/25 Date


**NOTARY INFORMATION:**

STATE OF: Florida COUNTY OF: Columbia

The above license holder, whose name is Dale Houston,  
personally appeared before me and is known by me or has produced identification  
(type of I.D.) \_\_\_\_\_ on this 14th day of January, 2025.

Paula Dupree  
NOTARY'S SIGNATURE

(Seal/Stamp)



**CODE ENFORCEMENT DEPARTMENT**  
COLUMBIA COUNTY, FLORIDA  
**OUT OF COUNTY MOBILE HOME INSPECTION REPORT**  
(Only required for used homes)

COUNTY THE MOBILE HOME IS BEING MOVED FROM Swansee County  
OWNERS NAME Charles Douglas Carey PHONE \_\_\_\_\_ CELL 386-249-6154  
INSTALLER Dale Houston PHONE \_\_\_\_\_ CELL 386-623-6522  
INSTALLERS ADDRESS \_\_\_\_\_

**MOBILE HOME INFORMATION**

MAKE Brunswick YEAR 2019 SIZE 16 x 64  
COLOR Green SERIAL No. LOHGA11920624  
WIND ZONE 2 SMOKE DETECTOR Yes

**INTERIOR:**

FLOORS Good  
DOORS Good  
WALLS Good  
CABINETS Good  
ELECTRICAL (FIXTURES/OUTLETS) Good

**EXTERIOR:**

WALLS / SIDING Good  
WINDOWS Good  
DOORS Good

INSTALLER: APPROVED \_\_\_\_\_ NOT APPROVED \_\_\_\_\_

INSTALLER OR INSPECTORS PRINTED NAME \_\_\_\_\_

License No. \_\_\_\_\_ Date \_\_\_\_\_

NOTES: \_\_\_\_\_

**ONLY THE ACTUAL LICENSE HOLDER CAN SIGN THIS FORM.**

NO WIND ZONE ONE MOBILE HOMES WILL BE PERMITTED. MOBILE HOMES PRIOR TO 1977 ARE PRE-HUD AND THE WIND ZONE MUST BE PROVEN TO BE PERMITTED.

**BEFORE THE MOBILE HOME CAN BE MOVED INTO COLUMBIA COUNTY THIS FORM MUST BE COMPLETED AND RETURNED TO THE COLUMBIA COUNTY BUILDING DEPARTMENT.**

**ONCE MOVED INTO COLUMBIA COUNTY AN INSPECTOR MUST COMPLETE A PRELIMINARY INSPECTION ON THE MOBILE HOME. CALL 386-719-2023 TO SET UP THIS INSPECTION. NO PERMIT WILL BE ISSUED BEFORE THIS IS DONE.**

Licensed Installer Approval Signature Dale Houston Date 1/13/25





# Mobile Home Permit Worksheet

Application Number: \_\_\_\_\_

Date: \_\_\_\_\_

Installer: Mike Houston License # EH-1133271

Address of home being installed: 2134 NW Lower Springs Rd. Lake City, FL 32055


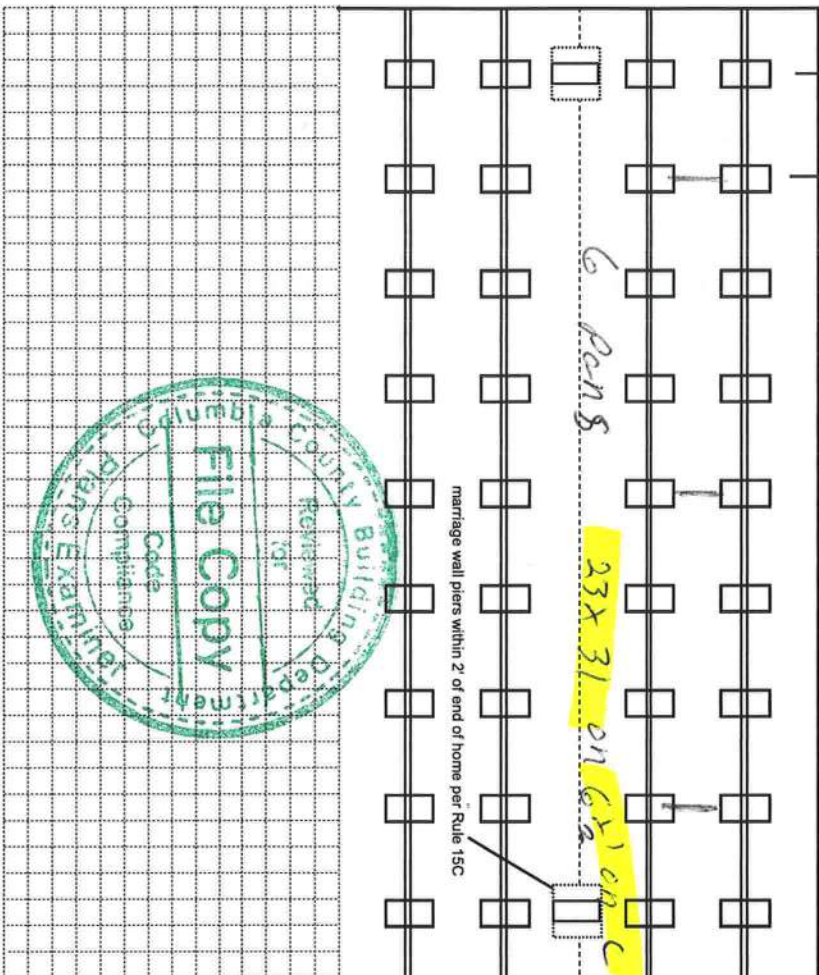
Manufacturer: Leisure One Homes - Brunswick Length x width: 16 x 64

**NOTE:** If home is a single wide fill out one half of the blocking plan. If home is a triple or quad wide sketch in remainder of home. Understand Lateral Arm Systems cannot be used on any home (new or used) where the sidewall ties exceed 5 ft 4 in.

Installer's initials: OH



marriage wall piers within 2' of end of home per Rule 15C



New Home ☐ Used Home ☒

Home installed to the Manufacturer's Installation Manual Home is installed in accordance with Rule 15-C

Single wide ☒ Wind Zone II ☐ Wind Zone III ☐

Double wide ☐ Installation Decal # 115462

Triple/Quad ☐ Serial # LOHGA11920624

## PIER SPACING TABLE FOR USED HOMES

Load bearing capacity (sq in)	16" x 16" (256)	18 1/2" x 18 (342)	20" x 20" (400)	22" x 22" (484)	24" x 24" (576)	26" x 26" (676)
1000 psf	3'	4'	5'	6'	7'	8'
1500 psf	4'6"	6'	7'	8'	8'	8'
2000 psf	6'	8'	8'	8'	8'	8'
2500 psf	7'6"	8'	8'	8'	8'	8'
3000 psf	8'	8'	8'	8'	8'	8'
3500 psf	8'	8'	8'	8'	8'	8'

\* interpolated from Rule 15C-1 pier spacing table.

## PIER PAD SIZES

I-beam pier pad size 23 x 31  
 Perimeter pier pad size 16 x 16  
 Other pier pad sizes (required by the mfg.) \_\_\_\_\_

Draw the approximate locations of marriage wall openings 4 foot or greater. Use this symbol to show the piers.

List all marriage wall openings greater than 4 foot and their pier pad sizes below.

Opening \_\_\_\_\_ Pier pad size 23 x 31

## POPULAR PAD SIZES

Pad Size	Sq In
16 x 16	256
16 x 18	288
18.5 x 18.5	342
16 x 22.5	360
17 x 22	374
13 1/4 x 26 1/4	348
20 x 20	400
17 3/16 x 25 3/16	441
17 1/2 x 25 1/2	446
24 x 24	576
26 x 26	676

## ANCHORS

4 ft \_\_\_\_\_ 5 ft \_\_\_\_\_

## FRAME TIES

within 2' of end of home spaced at 5' 4" oc

## TIEDOWN COMPONENTS

Longitudinal Stabilizing Device (LSD)  
 Manufacturer \_\_\_\_\_  
 Longitudinal Stabilizing Device w/ Lateral Arms  
 Manufacturer \_\_\_\_\_

## OTHER TIES

Number \_\_\_\_\_  
 Sidewall Longitudinal Marriage wall Shearwall \_\_\_\_\_



# Mobile Home Permit Worksheet

Application Number: \_\_\_\_\_

Date: \_\_\_\_\_

## POCKET PENETROMETER TEST

The pocket penetrometer tests are rounded down to \_\_\_\_\_ psf or check here to declare 1000 lb. soil without testing.

X \_\_\_\_\_ X \_\_\_\_\_ X \_\_\_\_\_

### POCKET PENETROMETER TESTING METHOD

1. Test the perimeter of the home at 6 locations.
2. Take the reading at the depth of the footer.
3. Using 500 lb. increments, take the lowest reading and round down to that increment.

X \_\_\_\_\_ X \_\_\_\_\_ X \_\_\_\_\_

## TORQUE PROBE TEST

The results of the torque probe test is 285 inch pounds or check here if you are declaring 5' anchors without testing. A test showing 275 inch pounds or less will require 5 foot anchors.

**Note:** A state approved lateral arm system is being used and 4 ft. anchors are allowed at the sidewall locations. I understand 5 ft anchors are required at all centerline tie points where the torque test reading is 275 or less and where the mobile home manufacturer may requires anchors with 4000 lb holding capacity.

PH Installer's initials

### ALL TESTS MUST BE PERFORMED BY A LICENSED INSTALLER

Installer Name Dele Houston

Date Tested 12/12/25

## Electrical

Connect electrical conductors between multi-wide units, but not to the main power source. This includes the bonding wire between multi-wide units. Pg. \_\_\_\_\_

## Plumbing

Connect all sewer drains to an existing sewer tap or septic tank. Pg. \_\_\_\_\_

Connect all potable water supply piping to an existing water meter, water tap, or other independent water supply systems. Pg. \_\_\_\_\_

## Site Preparation

Debris and organic material removed \_\_\_\_\_

Water drainage: Natural \_\_\_\_\_ Swale \_\_\_\_\_

Fastening multi wide units \_\_\_\_\_

Pad \_\_\_\_\_ Other \_\_\_\_\_

## Fastening multi wide units

Floor: \_\_\_\_\_ Type Fastener: \_\_\_\_\_ Length: \_\_\_\_\_ Spacing: \_\_\_\_\_  
Walls: \_\_\_\_\_ Type Fastener: \_\_\_\_\_ Length: \_\_\_\_\_ Spacing: \_\_\_\_\_  
Roof: \_\_\_\_\_ Type Fastener: \_\_\_\_\_ Length: \_\_\_\_\_ Spacing: \_\_\_\_\_

For used homes a min. 30 gauge, 8" wide, galvanized metal strip will be centered over the peak of the roof and fastened with galv. roofing nails at 2" on center on both sides of the centerline.

## Gasket (weatherproofing requirement)

I understand a properly installed gasket is a requirement of all new and used homes and that condensation, mold, mildew and buckled marriage walls are a result of a poorly installed or no gasket being installed. I understand a strip of tape will not serve as a gasket.

Installer's initials

Type gasket Pg. \_\_\_\_\_

Installed: \_\_\_\_\_  
Between Floors Yes \_\_\_\_\_  
Between Walls Yes \_\_\_\_\_  
Bottom of ridgebeam Yes \_\_\_\_\_

## Weatherproofing

The bottomboard will be repaired and/or taped. Yes \_\_\_\_\_ Pg. \_\_\_\_\_  
Siding on units is installed to manufacturer's specifications. Yes \_\_\_\_\_  
Fireplace chimney installed so as not to allow intrusion of rain water. Yes \_\_\_\_\_

## Miscellaneous

Skirting to be installed. Yes \_\_\_\_\_ No \_\_\_\_\_  
Dryer vent installed outside of skirting. Yes \_\_\_\_\_ N/A \_\_\_\_\_  
Range downflow vent installed outside of skirting. Yes \_\_\_\_\_ N/A \_\_\_\_\_  
Drain lines supported at 4 foot intervals. Yes \_\_\_\_\_  
Electrical crossovers protected. Yes \_\_\_\_\_  
Other: \_\_\_\_\_

**Installer verifies all information given with this permit worksheet is accurate and true based on the manufacturer's installation instructions and or Rule 15C-1 & 2**

Installer Signature Dele Houston Date 1/13/25