

44

As required by Florida Statute 553.842 and Florida Administrative Code 9B-72, please provide the information and approval numbers on the building components listed below if they will be utilized on the construction project for which you are applying for a building permit. We recommend you contact your local product supplier should you not know the product approval number for any of the applicable listed products. Statewide approved products are listed online @ www.floridabuilding.org

Category/Subcategory	Manufacturer	Product Description	Approval Number(s)
1. EXTERIOR DOORS			
A. SWINGING	Jeld wen		FL 16468.4
B. SLIDING	↓		FL 16468.2
C. SECTIONAL/ROLL UP			
D. OTHER			
2. WINDOWS			
A. SINGLE/DOUBLE HUNG	Reliabuilt		FL 20100
B. HORIZONTAL SLIDER			
C. CASEMENT			
D. FIXED			
E. MULLION			
F. SKYLIGHTS			
G. OTHER			
3. PANEL WALL			
A. SIDING			
B. SOFFITS			
C. STOREFRONTS			
D. GLASS BLOCK			
E. OTHER			
4. ROOFING PRODUCTS			
A. ASPHALT SHINGLES			
B. NON-STRUCT METAL	Millennium	RS PANEL METAL	FL 5211.2R8
C. ROOFING TILES			
D. SINGLE PLY ROOF			
E. OTHER			
5. STRUCT COMPONENTS			
A. WOOD CONNECTORS			
B. WOOD ANCHORS			
C. TRUSS PLATES			
D. INSULATION FORMS			
E. LINTELS			
F. OTHERS			
6. NEW EXTERIOR			
ENVELOPE PRODUCTS			

The products listed below did not demonstrate product approval at plan review. I understand that at the time of inspection of these products, the following information must be available to the inspector on the jobsite; 1) copy of the product approval, 2) performance characteristics which the product was tested and certified to comply with, 3) copy of the applicable manufacturers installation requirements.
Further, I understand these products may have to be removed if approval cannot be demonstrated during inspection.

NOTES: _____



Lowe's Custom Order Quote

Quote # 728079162

Quote Name: window

Date Printed: 4/20/2022

Customer: CURTIS KINSEY

Address: 1355 NW BAUGHN ST
LAKE CITY, FL 32055

Phone: (786) 970-5752

Store: (179) LOWE'S OF LAKE CITY, FL

Associate: TRAVARIS LEE (3078593)

Address: 3463 NW BASCOM NORRIS DRIVE
LAKE CITY, FL 32055-4712

Phone: (386) 719-6622

Item Total: 4

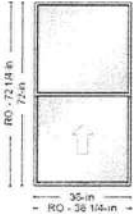
PreSavings Total: \$6,445.28

Freight Total: \$0.00

Labor Total: \$0.00

Pre-Tax Total: \$6,281.47

Savings Total: (\$163.81)



ReliaBilt Series 3050 Economy Single Hung Equal Sash 36-in
x 72-in White Ultra Low-E w/ Argon Clear Single Strength
Room Location: None Assigned

Line #	Item Summary	Production Time	Was Price	Now Price	Quantity	Total Savings	Pre-Tax Total
100-1	*** Product *** 3050 Economy, Single Hung, Single Hung, 36 x 72	85 days	\$350.02	\$297.52	1	(\$52.50)	\$297.52

Valid thru: 04/27/2022


Begin Line 100 Description

---- Line 100-1 ----

Brand = ReliaBilt Series = 3050 Economy Product
Type = Single Hung Sash Configuration = Equal
Size = 36-in x 72-in Frame Width = 36 Frame
Height = 72 Unit Type = Complete Unit Energy
Star Climate Zone = Energy Star Southern
Operation / Venting = Single Hung Exterior Color
= White Glass Energy Efficiency = Ultra Low-E w/
Argon Glass Color = Clear Glass Strength & Safety
= Single Strength GrilleApp = No Grids Hardware
= Color Matched WOCD Sash Limiter = No Screen
= Half Screen Screen Mesh Type = Standard
Charcoal Fiberglass Mesh Screen Shipping Option
= Installed in Window Head Expander = No
Extended Warranty = None CPD Number = ADW-
M-411-00011-00001 U-Factor = 0.3 SHGC = 0.23
CR = 56 VT = 0.54 Egress = 33.38-in W x 31.25-in
H

7.24-sq ft Florida Approval Code = FL20100 TDI =
WIN-653 DP Rating = DP50: Size Tested 36-in x 96-
in Is Remake? = No

End Line 100 Description



JELD-WEN Entry Pro Fiberglass Double Door Unit | 74-in x
97 3/4-in | FBC - HVHZ Building Code
Not Impact Rated | Active/Inactive Inswing | High Dam
Adjustable Sill | Smooth-Pro
1-Panel Plank 1/2 Lite Door Design | 6-Lite Door Glass | 4
9/16-in Jamb
Room Location: Front Door

Line #	Item Summary	Production Time	Was Price	Now Price	Quantity	Total Savings	Pre-Tax Total
200-1	JELD-WEN Entry Pro Fiberglass Double Door Unit	35 days	\$4,157.39	\$4,157.39	1		\$4,157.39

Begin Line 200 Description

---- Line 200-1 ----

JELD-WEN Entry Pro Fiberglass Double Door Unit
 Overall Actual Size = 74-in x 97 3/4-in
 Fits Rough Opening Size = 75-in x 98 1/2-in
 Building Code = FBC - HVHZ
 Impact Rating = No
 U.S. Energy Star Zone = No
 Unit Type = Pre-Hung
 Handing & Swing = Active/Inactive Inswing
 Sill / Threshold Type = High Dam Adjustable
 Door System Width = RO: 75-in || Frame: 74-in ||
 Door: 72
 Door System Height = RO: 98-1/2-in || Frame: 97-
 3/4-in || Door: 96
 Door Skin = Smooth-Pro
 Door Type = Doors with Inserts
 Door Thickness = 1 3/4-in
 Door Style = 1-Panel Plank 1/2 Lite
 Door Finish Type = None
 Door Glass Insert Size & Shape = 22 x 48
 Rectangle
 Door Glass Insert Option = Clear / Privacy Grille
 Designs
 Door Glass Type = Standard Glass
 Door Glass Design Options = 6-Lite
 Door Glazing / Clear or Privacy Type = Insulated
 Low-E
 Door Glass Privacy Rating = 1
 Door Glass Grille Type / Color & Profile =
 Simulated Divided Lite

Door Screen Type = No Screen
 Door Bore = Double Bore
 Inactive Door Bore = Double Bore
 Bore Backset = 2 3/8-in
 Bore Diameter = 2 1/8-in
 Lockset Bore Position = 60
 Dead Bolt Bore Position = 5 1/2-in
 Hinge Prep = 4-Hinge Prep
 Hinges Included = Yes
 Hinge Size = 4-in x 4-1/4-in
 Hinge Type = Ball Bearing w/Safety Stud
 Hinge Radius = 5/8-in Radius / Square
 Hinge Finish = Satin Nickel
 First Hinge Position = 6 3/4-in
 Second Hinge Position = 30 3/4-in
 Third Hinge Position = 55 3/4-in
 Fourth Hinge Position = 79 3/4-in
 Astragal = HD White Aluminum
 Astragal Location = Inactive Door
 Flush Bolts = Flush Bolt Top and Bottom
 Include Lockset = No
 Jamb Width = 4 9/16-in

Jamb Finish Type = None
 Jamb Specie = Premium Primed
 Weather-Strip Type = Compression Bronze
 Sill Width = 4 9/16-in
 Sill Finish = Aluminum with Vinyl Cap
 Brickmould Specie = None
 Room Location = Front Door
 Is This a Remake = No
 Structural DP Rating = DP +50/-50
 Water PSF Rating = 0 psf
 Impact Certification = Non-Impact
 Florida Approval Number = 16468.4
 Regional Compliance = FBC - HVHZ - FL PE
 Tested Height = 96
 U-Factor = 0.29
 Solar Heat Gain Coefficient = 0.16
 CPD Number = JEL-M-784-27138-00001
 Energy Star Zones Qualified = Northern,North-
 Central,Southern,South-Central
 Production Time (Does not include transit time) =
 35
 SOS = 970374
 SOS Description = WTS JW FIBERGLASS LLT
 Delivery Method = In-Store Pick-Up

End Line 200 Description



JELD-WEN Entry Pro Fiberglass Single Door Unit | 37 1/2-in
 x 81 3/4-in | FBC - HVHZ Building Code
 Not Impact Rated | Left Inswing | High Dam Adjustable Sill
 | Smooth-Pro
 1-Panel Plank 1/2 Lite Door Design | 1-Lite Door Glass | 4
 9/16-in Jamb
 Room Location: Back Door

Line #	Item Summary	Production Time	Was Price	Now Price	Quantity	Total Savings	Pre-Tax Total
300-1	JELD-WEN Entry Pro Fiberglass Single Door Unit	35 days	\$1,195.77	\$1,195.77	1		\$1,195.77

Begin Line 300 Description

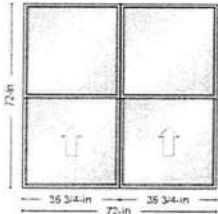
---- Line 300-1 ----

JELD-WEN Entry Pro Fiberglass Single Door Unit
 Overall Actual Size = 37 1/2-in x 81 3/4-in
 Fits Rough Opening Size = 38 1/2-in x 82 1/2-in
 Building Code = FBC - HVHZ
 Impact Rating = No
 U.S. Energy Star Zone = No
 Unit Type = Pre-Hung
 Handing & Swing = Left Inswing
 Sill / Threshold Type = High Dam Adjustable
 Door System Width = RO: 38-1/2-in || Frame: 37-1/2-in || Door: 36
 Door System Height = RO: 82-1/2-in || Frame: 81-3/4-in || Door: 80
 Door Skin = Smooth-Pro
 Door Type = Doors with Inserts
 Door Thickness = 1 3/4-in
 Door Style = 1-Panel Plank 1/2 Lite
 Door Finish Type = None
 Door Glass Insert Size & Shape = 22 x 36 Rectangle
 Door Glass Insert Option = Clear / Privacy Grille Designs
 Door Glass Type = Standard Glass
 Door Glass Design Options = 1-Lite
 Door Glazing / Clear or Privacy Type = Insulated Low-E

Door Glass Privacy Rating = 1
 Door Glass Grille Type / Color & Profile = None
 Door Screen Type = No Screen
 Door Bore = Double Bore
 Bore Backset = 2 3/8-in
 Bore Diameter = 2 1/8-in
 Lockset Bore Position = 44
 Dead Bolt Bore Position = 5 1/2-in
 Hinge Prep = 3-Hinge Prep
 Hinges Included = Yes
 Hinge Size = 4-in x 4-1/4-in
 Hinge Type = Ball Bearing w/Safety Stud
 Hinge Radius = 5/8-in Radius / Square
 Hinge Finish = Satin Nickel
 First Hinge Position = 6 3/4-in
 Second Hinge Position = 36-in
 Third Hinge Position = 65 1/4-in
 Include Lockset = No
 Jamb Width = 4 9/16-in
 Jamb Finish Type = None
 Jamb Specie = Premium Primed

Weather-Strip Type = Compression Bronze
 Sill Width = 4 9/16-in
 Sill Finish = Aluminum with Vinyl Cap
 Brickmould Specie = None
 Room Location = Back Door
 Is This a Remake = No
 Structural DP Rating = DP +65/-65
 Water PSF Rating = 0 psf
 Impact Certification = Non-Impact
Florida Approval Number = 16468.2
 Regional Compliance = FBC - HVHZ - FL PE
 Tested Height = 80
 U-Factor = 0.28
 Solar Heat Gain Coefficient = 0.16
 CPD Number = JEL-M-784-27056-00001
 Energy Star Zones Qualified = None
 Production Time (Does not include transit time) = 35
 SOS = 970374
 SOS Description = WTS JW FIBERGLASS LLT
 Delivery Method = In-Store Pick-Up

End Line 300 Description



ReliaBilt Series 3050 Economy Twin Single Hung Equal Sash
 72-in x 72-in White Ultra Low-E w/ Argon Clear Single Strength
 Room Location: None Assigned

Line #	Item Summary	Production Time	Was Price	Now Price	Quantity	Total Savings	Pre-Tax Total
400-1	*** Product *** 3050 Economy, Single Hung, 72 x 72	85 days	\$742.10	\$630.79	1	(\$111.31)	\$630.79

Valid thru: 04/27/2022

Begin Line 400 Description


---- Line 400-1 ----

Brand = ReliaBilt Series = 3050 Economy Product
 Type = Single Hung Sash Configuration = Equal
 Size = 72-in x 72-in Frame Width = 35 3/4 Frame
 Height = 72 Unit Type = Complete Unit Energy
 Star Climate Zone = Energy Star Southern
 Combination Operation = SH-SH Operation /
 Venting = Single Hung Exterior Color = White
 Glass Energy Efficiency = Ultra Low-E w/ Argon
 Glass Color = Clear Glass Strength & Safety =
 Single Strength GrilleApp = No Grids Hardware =
 Color Matched WOCD Sash Limiter = No Screen =
 Half Screen Screen Mesh Type = Standard
 Charcoal Fiberglass Mesh Screen Shipping Option
 = Installed in Window Head Expander = No
 Extended Warranty = None CPD Number = ADW-
 M-411-00011-00001 U-Factor = 0.3 SHGC = 0.23
 CR = 56 VT = 0.54 Egress = 33.13-in W x 31.25-in
 H

7.19-sq ft Florida Approval Code = N/A TDI = N/A
 DP Rating = N/A Is Remake? = No MullOrientation
 = Vertical MullType = Factory MullOption =
 Vertical Factory MullValue = 1/2" Vertical
 Mull MullSize = 0.5" thick

72" length

End Line 400 Description




MILLENNIUM METALS, INC.

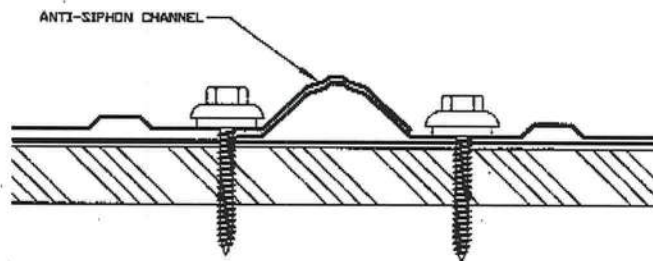
10200 EASTPORT ROAD JACKSONVILLE, FL 32218
LOCAL 904-358-8366 WATTS 1-877-368-ROOF (7663)
FAX 904-358-8285 MMI2000.NET

RIB PANEL *FLS211.2R8*

Net Coverage 36" / Overall Width 38"



PANEL PROFILE



Sidelap Detail

PITCH ALERT:

THIS PRODUCT SHOULD NOT BE USED ON APPLICATIONS LESS THAN 3:12 PITCH WITHOUT A SECONDARY UNDERLAYMENT SUCH AS PEEL & SEAL AND SIDE LAP SEALANT APPLIED TO SIPHON CHANNEL. THE MINIMUM PITCH ALLOWANCE WITH THE SECONDARY UNDERLAYMENT AND SIDE LAP SEALANT IS 2:12.

Specifications:

Gauge	Finishes	Nominal Thickness	ASTM & Grade Specifications
29	Galvanized	.0142	ASTM A-653 Grade 80 Structural Steel
29	PTD Galvanized *	.0142	ASTM A-755 Grade 80 Structural Steel
26	PTD Galvanized **	.0185	ASTM A-755 Grade 80 Structural Steel
29	Acrylic Galvalume	.0142	ASTM A-792 AZ55 Grade 80 Structural Steel
26	Acrylic Galvalume	.0185	ASTM A-792 AZ55 Grade 80 Structural Steel

PTD Material is siliconized polyester unless otherwise noted.

Millennium Metals Offers a Limited 40 year warranty on Painted Panels, 25 year limited warranty on Mill Finished Galvalume Panels. Please request warranty information from your distributor.

* 29 colors: Red, White, Blue, Gray, Hunter Green, Stone, Brown, Charcoal, Tan, Ivory, Burgundy & Burnished Slate

** 26 colors: Red, Reflective White, Gallery Blue, Gray, Hunter Green, Stone, Brown, Charcoal, Tan & Ivory

MILLENNIUM METALS INC.

TOLL FREE: 1-877-358-7663

FAX: 904-358-8285

MMI2000.NET

SUBJECT TO CHANGE WITHOUT NOTICE

REVISED 08/09

PAGE 1