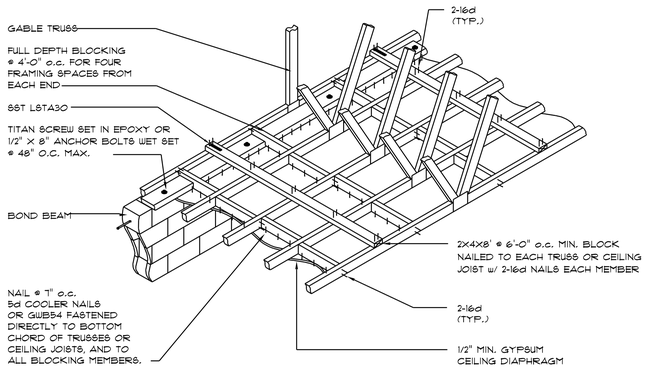

DIRECT TRUSS TO MASONRY CONNECTION ENDWALL FOR GYPSUM CEILING DIAPHRAGM

SCALE: NONE

TYPE DESIGNATION

F = FILLED WITH GROUT / U = UNFILLED

QUANTITY OF #5 REBAR AT BOTTOM OF LINTEL CAVITY

8F16-1B/1T

NOMINAL WIDTH

NOMINAL HEIGHT

QUANTITY OF #5 REBAR AT TOP

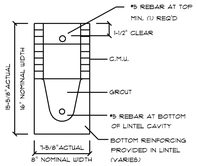

DETAIL A/3

PRE-CAST LINTEL OVER GARAGE DOOR

PRE-CAST LINTELS @ LANAI COLUMNS

8" PRECAST & PRESTRESSED U-LINTELS

CAST-CRETE

MARK	LENGTH	TYPE	SUB	GRAVITY						
				8F8-0B	8F12-0B	8F16-0B	8F20-0B	8F24-0B	8F28-0B	8F32-0B
				8F8-1B	8F12-1B	8F16-1B	8F20-1B	8F24-1B	8F28-1B	8F32-1B
L1	2'-10" (34")	PRECAST	23G2	3166	4473	6039	7536	9004	10472	11936
				3166	4473	6039	7536	9004	10472	11936
L2	3'-6" (42")	PRECAST	23G2	3138	3371	4689	6001	7319	8630	9947
				3166	4473	6039	7536	9004	10472	11936
L3	4'-0" (48")	PRECAST	2029	2325	2456	3467	4438	5410	6384	7358
				2646	4473	6039	7536	9004	10472	11936
L4	4'-6" (54")	PRECAST	1681	1787	1913	2657	3403	4149	4896	5644
				2170	4021	6039	7536	9004	10472	11968
L5	5'-4" (64")	PRECAST	1184	1223	1301	1809	2317	2826	3336	3846
				1665	2889	5097	6096	7400	8424	9450
L6	5'-10" (70")	PRECAST	972	1000	1099	1414	1889	2304	2721	3137
				1499	2464	4144	5458	4431	5280	6122
L7	6'-6" (78")	PRECAST	831	1289	2101	3363	2746	3358	3971	4589
				1256	2101	3396	5260	7134	8995	6690
L8	7'-6" (90")	PRECAST	761	1029	1679	2689	1954	2439	2896	3333
				1029	1679	2610	3839	5596	6613	5047
L9	9'-4" (112")	PRECAST	573	632	1049	1468	1210	1482	1754	2027
				768	1212	1818	2544	3468	4030	3121
L10	10'-6" (126")	PRECAST	456	482	802	1125	919	1122	1328	1535
				698	1029	1914	2081	2714	3130	2404
L11	11'-4" (136")	PRECAST	445	558	935	1345	1854	2355	1783	2079
				558	935	1345	1854	2441	3159	4044
L12	12'-0" (144")	PRECAST	414	545	864	1254	1693	2014	1910	1818
				559	864	1254	1693	2211	2832	3590
L13	13'-4" (160")	PRECAST	362	421	726	1038	1331	1635	1224	1418
				485	748	1076	1438	1855	2343	2920
L14	14'-0" (168")	PRECAST	338	381	648	919	1190	1462	1087	1260
				455	700	1003	1335	1714	2153	2666
L15	14'-8" (176")	PRESTRESSED	N.R.	NR	NR	NR	NR	NR	NR	NR
				465	765	1370	2049	2610	3189	3769
L16	15'-4" (184")	PRESTRESSED	N.R.	NR	NR	NR	NR	NR	NR	NR
				420	695	1250	1855	2370	2850	3410
L17	17'-4" (208")	PRESTRESSED	N.R.	NR	NR	NR	NR	NR	NR	NR
				310	530	950	1400	1800	2200	2600
L18	19'-4" (232")	PRESTRESSED	N.R.	NR	NR	NR	NR	NR	NR	NR
				240	400	750	1050	1400	1750	2030
L19	21'-4" (256")	PRESTRESSED	N.R.	NR	NR	NR	NR	NR	NR	NR
				183	330	610	840	1340	1780	210
L20	22'-0" (264")	PRESTRESSED	N.R.	NR	NR	NR	NR	NR	NR	NR
				160	300	510	870	1250	1660	1970
L21	24'-0" (288")	PRESTRESSED	N.R.	NR	NR	NR	NR	NR	NR	NR
				130	240	470	720	1030	1350	1610

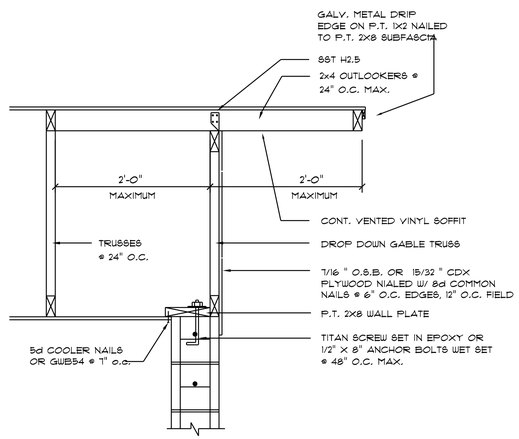

Gable End DETAIL

SCALE: NONE

GENERAL BEAM SCHEDULE NOTE:

1. SCHEDULED HOOPS OR STIRRUPS SHALL BE PLACED AT EACH END OF BEAM UNLESS NOTED OTHERWISE. STIRRUPS SHALL BE TYPE S-6 & HOOPS SHALLBE TYPE T-2 TYPICAL CRSI BAR BENDS UNLESS NOTED OTHERWISE.
2. BUNDLE ALL STRUCTURAL BEAM TOP BARS IN PAIRS OVER SUPPORTS WITH TOP BARS FROM ADJACENT BEAMS.
3. ALL CONCRETE BEAMS OTHER THAN THOSE WITH THE PREFIX TB SHALL BE POURED PRIOR TO PLACING OF BLOCK BELOW.
4. ALL TIE BEAM REINFORCING SHALL BE CONTINUOUS THROUGH TIE BEAMS ONLY. ALL SPLICES SHALL BE A MINIMUM OF 30 BAR DIAMETERS.
5. ALL TIE BEAM TOP REINFORCING SHALL EXTEND INTO SPAN OF ANY ADJACENT STRUCTURAL BEAM AS PER BENDING DIAGRAM.
6. DROP BOTTOM OF TIE BEAMS AS REQUIRED AT WINDOW AND DOOR HEADS (28" MAXIMUM) AND ADD 2 #5 BOTTOM IF DROP EXCEEDS 8".
7. TIE BEAM SCHEDULED DEPTHS ARE MINIMUM AND MAY BE INCREASED (8" MAXIMUM) TO FIT BLOCK WORK.
8. ALL ADDED LONGITUDINAL BEAM REINFORCING SHALL EXTEND A MINIMUM OF 6" INTO SUPPORT UNLESS NOTED OTHERWISE.
9. MARK "C" IN REINFORCING COLUMN BETWEEN TWO BEAMS INDICATES THAT REINFORCING SHALL BE CONTINUOUS THROUGH THESE TWO BEAMS.

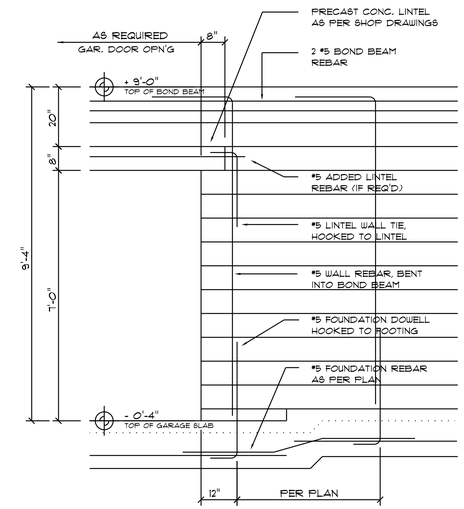

Typ. Garage Door Opening Reinf'g DETAIL - 9'-0" CMU Wall

SCALE: 1/2" = 1'-0"

NOTE!
REFER TO GENERAL NOTES FOR LAP SPLICE AND HOOK MINIMUM LENGTH/SIZE - ALL PER ACI 318-LATEST

NOTE!
ALL BLOCK CELLS CONTAINING VERTICAL REINFORCING, SHALL BE SOLIDLY FILLED WITH CONCRETE - SEE GENERAL NOTES

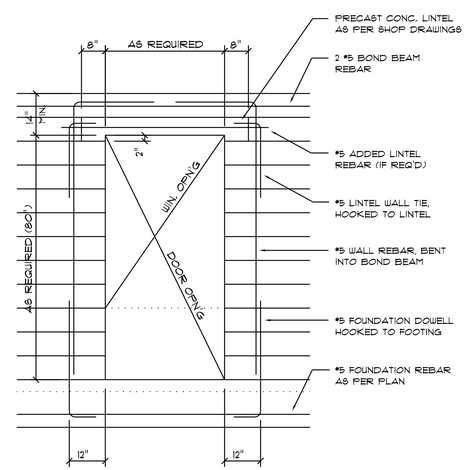

Typical Door/Window Opening Reinforcing DETAIL

SCALE: 1/2" = 1'-0"

NOTE!
REFER TO GENERAL NOTES FOR LAP SPLICE AND HOOK MINIMUM LENGTH/SIZE - ALL PER ACI 318-LATEST

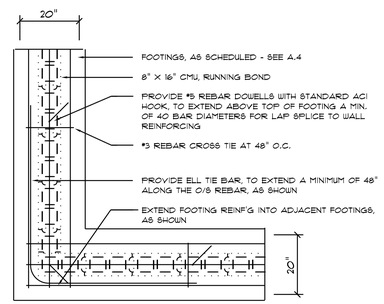

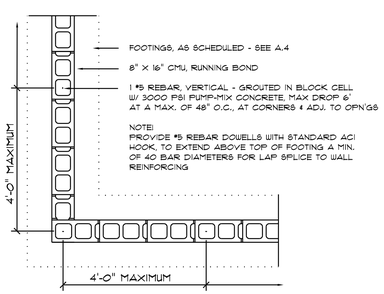

Wall/Foundation Reinf'g DETAIL

SCALE: 1/2" = 1'-0"

A

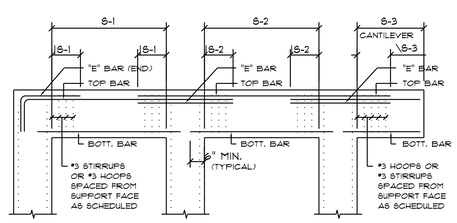

BOTTOM BARS - TOP BARS - "E" BARS

BENDING DIA.: CAST-IN-PLACE CONCRETE BEAMS & SLABS

SCALE: NONE

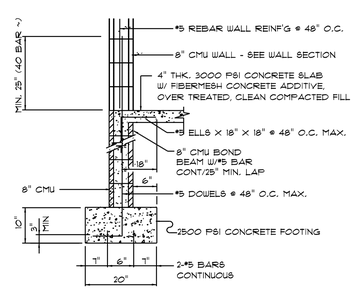

STEMWALL SECTION

SCALE: 1/2" = 1'-0

REVISIONS
Mar. 20th, 2024

CUSTOM HOME FOR:
HARLOW RESIDENCE
COLUMBIA COUNTY, FLORIDA

RIDGEPOINT DESIGN
566 SW ARLINGTON BLVD. STE 101, LAKE CITY, FL 32025
P: 386-288-1188
E: RIDGEPOINTDESIGN@GMAIL.COM

NICHOLAS PAUL GEISLER ARCHITECT
N.C.A.R.B. Certified
1758 NW Brown Rd.
Lake City, FL 32055

SHEET NUMBER
S.4
OF 4 SHEETS

N. P. GEISLER
AR0007005

Digitally signed by N. P. GEISLER
DN: CN = N. P. GEISLER email = npgeisler47@gmail.com C = US O = AR0007005 OU = N.P. GEISLER
Date: 2024.03.25 12:16:47 -05'00'