

BRING RIGID PIPE SLEEVE THROUGH BUILDING TO ALLOW PHONE LINE PENETRATION. SEAL ALL PENETRATIONS.

BUZZER A/4  
BUZZER  
PUSH BUTTON

SEE ELEVATION  
THIS SHEET

WOMENS  
105

MENS  
104

RESTROOM  
EXHAUST FAN  
CONNECT TO ROOM  
SENSOR LIGHT  
CONTROL SWITCH

BREAK RM  
100

OFFICE  
101

SALES AREA  
102

RECEIVING AREA  
103

PROVIDE NON  
FUSED DISC. AT  
WATER HEATER  
CKT. A/25

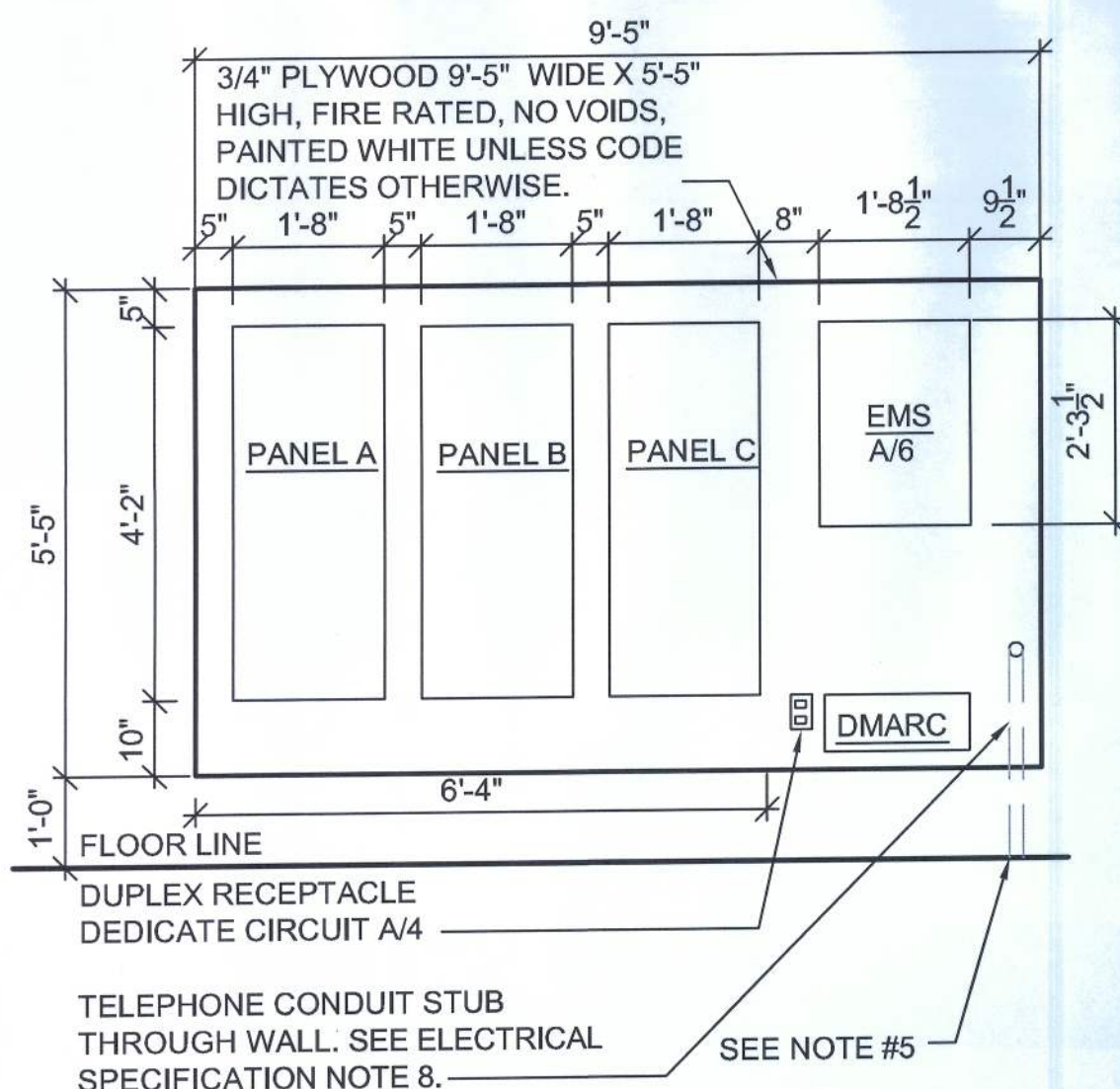
RJ-11, RJ-45 DATA  
JACK COMBO,  
SEE NOTE #7.

B/4 SECURITY  
OUTLET AT  
7'-0" A.F.F.

GFCI WP RECESSED  
@ 4'-0" A.F.F.

DEDICATED GFCI WP 20 AMP OUTLET  
RECESSED @ 4' A.F.F. FOR ICE  
MERCHANDISER

GFCI WP RECESSED  
@ 4'-0" A.F.F.



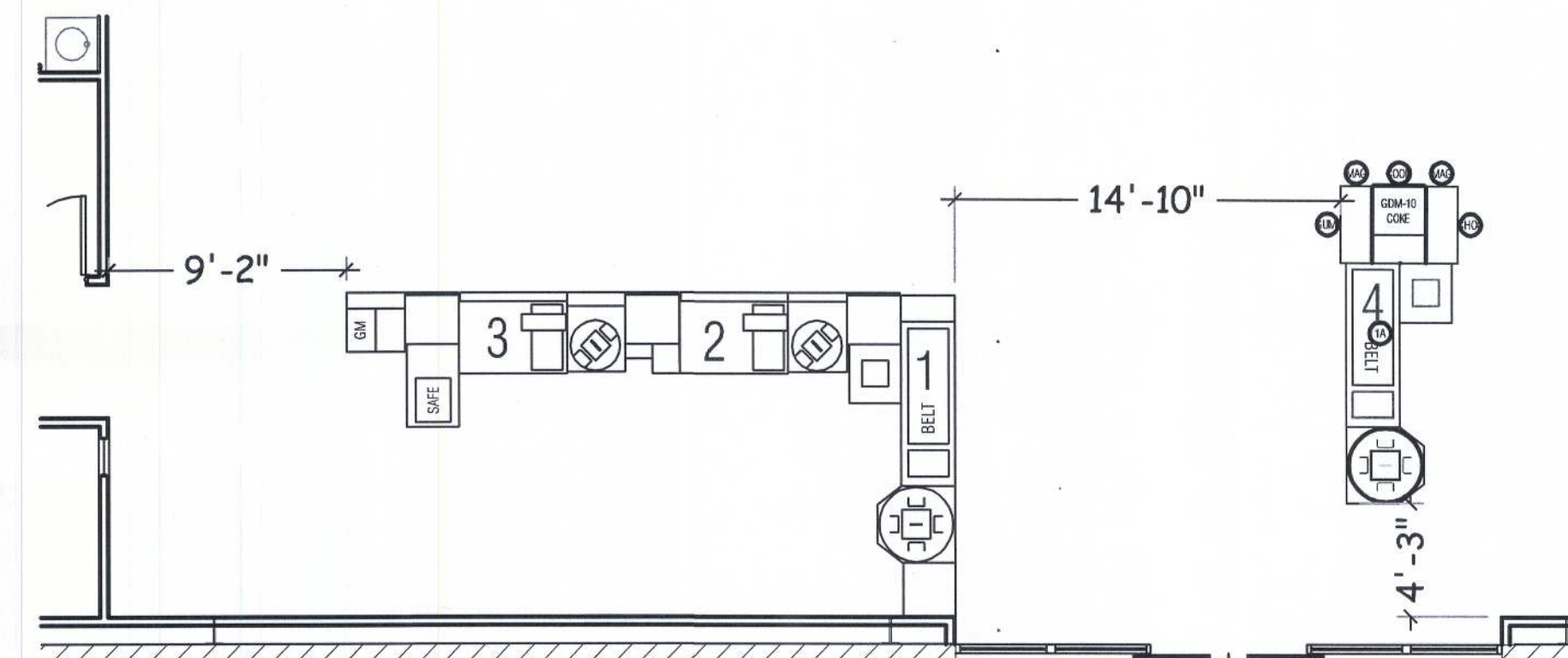
3 ELECTRICAL PANEL ELEVATION  
3/8" = 1'-0"

2 COOLER/FREEZER LAYOUT  
3/32" = 1'-0"

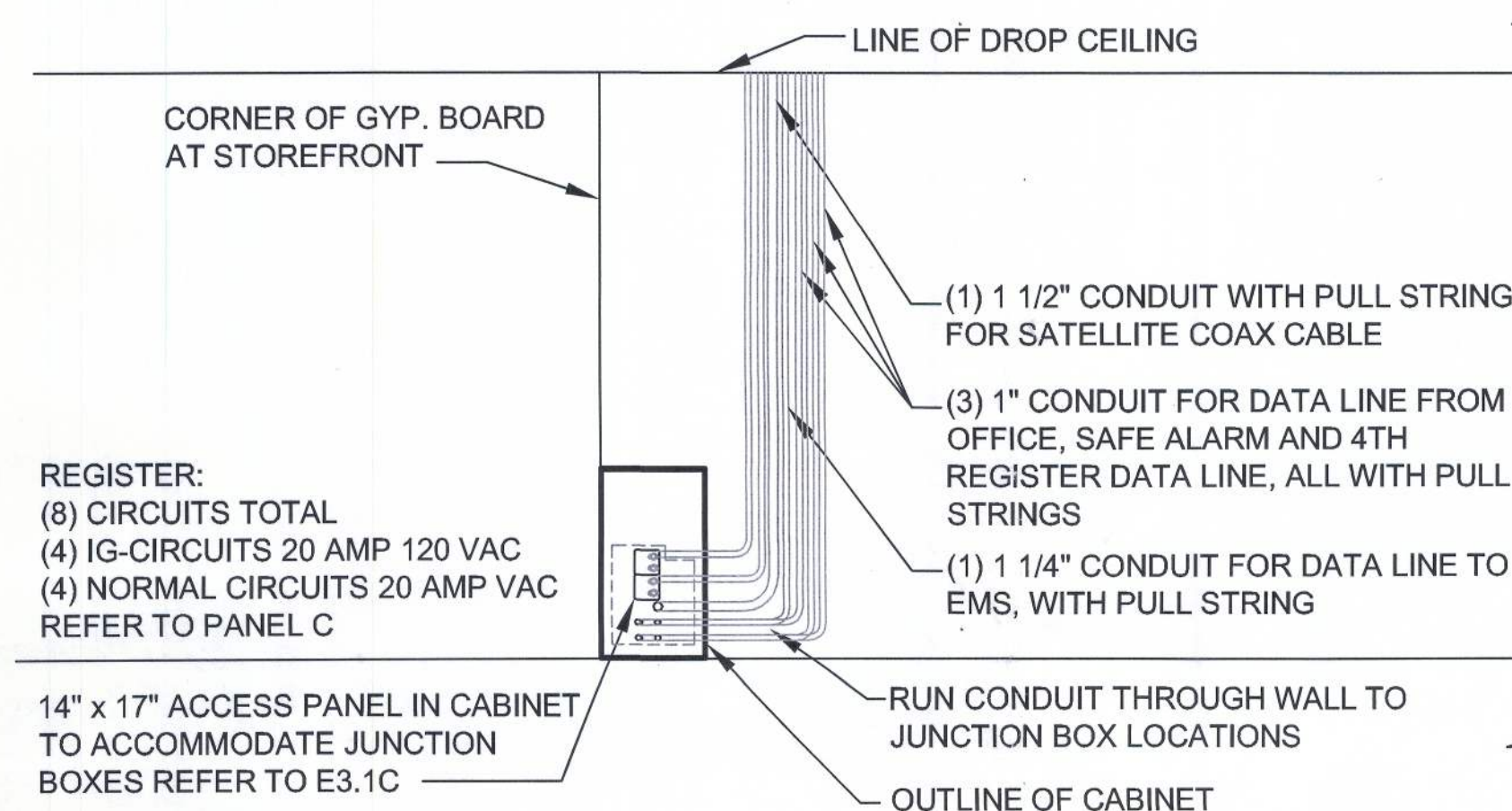
\*NOTE: BEFORE ORDERING AND INSTALLATION  
OF ELECTRICAL COMPONENTS FOR COOLERS,  
FREEZERS, AND REGISTERS, CONSULT FINAL  
FIXTURE PLAN FOR NUMBER AND LOCATION.  
SEE SHEET E2 FOR ELECTRICAL OPTIONS.

MAXIMUM CIRCUITS FOR COOLERS/FREEZERS  
- (4) 110v AND (2) 220v  
MAXIMUM CIRCUITS FOR REGISTERS -  
CIRCUITS AT MAIN REGISTER - (9) 110v  
CIRCUITS AT ISLAND REGISTER - (3) 110v

NOTE: MINIMUM WIRE  
SIZE TO BE #8 FOR ALL  
COOLERS & FREEZERS.



4 FOURTH REGISTER DETAIL (WHEN REQUIRED)  
N.T.S.



5 ELEVATION DETAIL  
N.T.S.

#### ELECTRICAL SPECIFICATIONS:


- ALL EXPOSED WIRING SHALL BE CONTAINED IN CONDUIT OF PROPER SIZE.
- ALL WIRING SHALL CONFORM TO LOCAL, STATE, AND FEDERAL CODES.
- SERVICE IS TO BE MINIMUM 400 AMP, 3 PHASE (PREFERRED) 600 AMP 1 PHASE OR LARGER IF REQUIRED BY CODE OR ELECTRICAL LOAD.
- REQUIRED CUSTOM BUILT POWER POLE ASSEMBLIES AVAILABLE FROM D&P CUSTOM LIGHTS & PRODUCTS INC. PHONE: (800) 251-2200 OR (615) 350-7800, 7111 COCKRILL BEND INDUSTRIAL ROAD, NASHVILLE, TN 37209 SEE E3.A
- EXTERIOR EXPOSED PHONE LINES TO BE INSTALLED IN RIDGED CONDUIT. PROVIDE EMERSON 3/4" X 5-FT. METALLIC CABLE U-GUARD #755, OR EQUAL.
- ELECTRICAL PANEL TO BE LABELED CORRECTLY AND WITH LEGIBLE PRINT.
- PHONE LINES - TWO RJ-11 PORTS. ONE (1) LOCATED IN OFFICE W/RJ-45 DATA JACK COMBO AND ONE (1) AT REGISTER. 24 GA. CAT 5, 4-PAIR TWISTED WIRE ONLY. USE BLUE AND BLUE & WHITE WIRES. HOOK TO LINE #1 TERMINAL IN RJ-11 JACK EACH PHONE JACK TO HAVE DEDICATED, SEPARATE HOME RUN TO DMARC. LABEL AS "PHONE" AT THE DESTINATION AND AT DMARC. PHONE COMPANY PROVIDES FINAL HOOK UP TO DMARC ONLY. PHONE JACKS ARE SUPPLIED AND WIRED BY CONTRACTOR.
- PROVIDE 1 1/2" EMT CONDUIT TO ACT AS ACCESS SLEEVE TO ALLOW PHONE COMPANY TO TERMINATE AT DMARC. CONTRACTOR TO PROVIDE & INSTALL PHONE WIRING & RJ-11 PHONE JACK FOR A COMPLETED WORKING SYSTEM PRIOR TO PHONE COMPANY FINAL HOOK-UP.
- ALL 120 VOLT OUTDOOR RECEPTACLES TO HAVE "WET LOCATION - IN USE" COVERS.
- ALL CONDUCTORS TO BE COPPER, #12 AWG MINIMUM SIZE, OR SIZE AS REQUIRED BY LOAD AND OVER CURRENT PROTECTION.
- SEE EMS SHEETS EMS1.A, EMS2.A, EMS3.A, EMS4.A FOR ENERGY MANAGEMENT SYMBOLS AND INFORMATION.
- ELECTRICIAN TO PROVIDE 1 1/2" CONDUIT WITH PULL STRING FOR SATELLITE LINE. REFER TO 3/A3.A AND 1/S1.A FOR LOCATION.

POWER PLAN

**NICHOLAS PAUL**  
REGISTERED PROFESSIONAL ARCHITECT  
N.C.A.R.B. Certified  
1758 NW Brown Road  
Lake City, FL 32055  
386/755-8887  
386/755-8021

**CASCO**  
10877 WATSON ROAD  
LAKE CITY, FL 32057  
386/312-1110

DATE: 02/25/2011  
CDW#: AR0007005



**CONCEPT  
CONSTRUCTION**

License#: GC1515491  
ph: 386-7558887  
fx: 386-7551919

295 NW Commons Loop  
Suite 115-3/3  
Lake City, FL 32055

www.conceptconstruction.net

**DOLLAR GENERAL®**

LAKE CITY, FLORIDA  
COUNTY RD 247, LAKE CITY, FL  
STORE # 12851

2010 PROTOTYPE - PLAN "C" 9,100

DATE 30 MAR 2010

Design JFB 06/10/10

Revisions JFB 10/20/10

SHEET NUMBER

**E1.C**