

# Mobile Home Permit Worksheet

## POCKET PENETROMETER TEST

The pocket penetrometer tests are rounded down to \_\_\_\_\_ psf or check here to declare 1000 lb. soil \_\_\_\_\_ without testing.

x 1000 x \_\_\_\_\_ x \_\_\_\_\_

### POCKET PENETROMETER TESTING METHOD

1. Test the perimeter of the home at 6 locations.
2. Take the reading at the depth of the footer.
3. Using 500 lb. increments, take the lowest reading and round down to that increment.

x \_\_\_\_\_ x \_\_\_\_\_ x 1000

### TORQUE PROBE TEST

The results of the torque probe test is \_\_\_\_\_ inch pounds or check here if you are declaring 5' anchors without testing \_\_\_\_\_ A test showing 275 inch pounds or less will require 5 foot anchors.

**Note:** A state approved lateral arm system is being used and 4 ft. anchors are allowed at the sidewall locations. I understand 5 ft. anchors are required at all centerline points where the torque test reading is 275 or less and where the mobile home manufacturer may require anchors with 4000 lb. holding capacity.

\_\_\_\_\_  
Installer's initials

### ALL TESTS MUST BE PERFORMED BY A LICENSED INSTALLER

Installer Name

Ernest S Johnson

Date Tested

Assumed Oliver 11/11/12 uses 485 foot anchors together

\_\_\_\_\_  
Electrical

Connect electrical conductors between multi-wide units, but not to the main power source. This includes the bonding wire between multi-wide units. Pg. \_\_\_\_\_

\_\_\_\_\_  
Plumbing

Connect all sewer drains to an existing sewer tap or septic tank. Pg. \_\_\_\_\_

Connect all potable water supply piping to an existing water meter, water tap, or other independent water supply systems. Pg. \_\_\_\_\_

Application Number: \_\_\_\_\_

Date: \_\_\_\_\_

### Site Preparation

Debris and organic material removed \_\_\_\_\_  
Water drainage: Natural \_\_\_\_\_ Swale \_\_\_\_\_ Pad \_\_\_\_\_ Other \_\_\_\_\_

### Fastening multi wide units

Floor: Type Fastener: 1/4" x 5" Length: 7" Spacing: 20"  
Walls: Type Fastener: 1/4" x 5" Length: 7" Spacing: 20"  
Roof: Type Fastener: 1/4" x 5" Length: 7" Spacing: 20"  
For used homes with 30 gauge, 8" wide, galvanized metal strip will be centered over the peak of the roof and fastened with galv. roofing nails at 2" on center on both sides of the centerline.

### Gasket (weatherproofing requirement)

I understand a properly installed gasket is a requirement of all new and used homes and that condensation, mold, mildew and buckled marriage walls are a result of a poorly installed or no gasket being installed. I understand a strip of tape will not serve as a gasket.

\_\_\_\_\_  
Installer's initials

Type gasket factory

Pg. \_\_\_\_\_

Installed: \_\_\_\_\_  
Between Floors Yes \_\_\_\_\_  
Between Walls Yes \_\_\_\_\_  
Bottom of ridgebeam Yes \_\_\_\_\_

### Weatherproofing

The bottomboard will be repaired and/or taped. Yes \_\_\_\_\_ Pg. \_\_\_\_\_  
Siding on units is installed to manufacturer's specifications. Yes \_\_\_\_\_  
Fireplace chimney installed so as not to allow intrusion of rain water. Yes \_\_\_\_\_

### Miscellaneous

Skirting to be installed. Yes \_\_\_\_\_ No \_\_\_\_\_  
Dryer vent installed outside of skirting. Yes \_\_\_\_\_ N/A \_\_\_\_\_  
Range downflow vent installed outside of skirting. Yes \_\_\_\_\_ N/A \_\_\_\_\_  
Drain lines supported at 4 foot intervals. Yes \_\_\_\_\_  
Electrical crossovers protected. Yes \_\_\_\_\_  
Other: \_\_\_\_\_

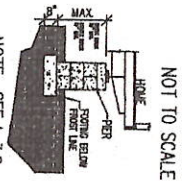
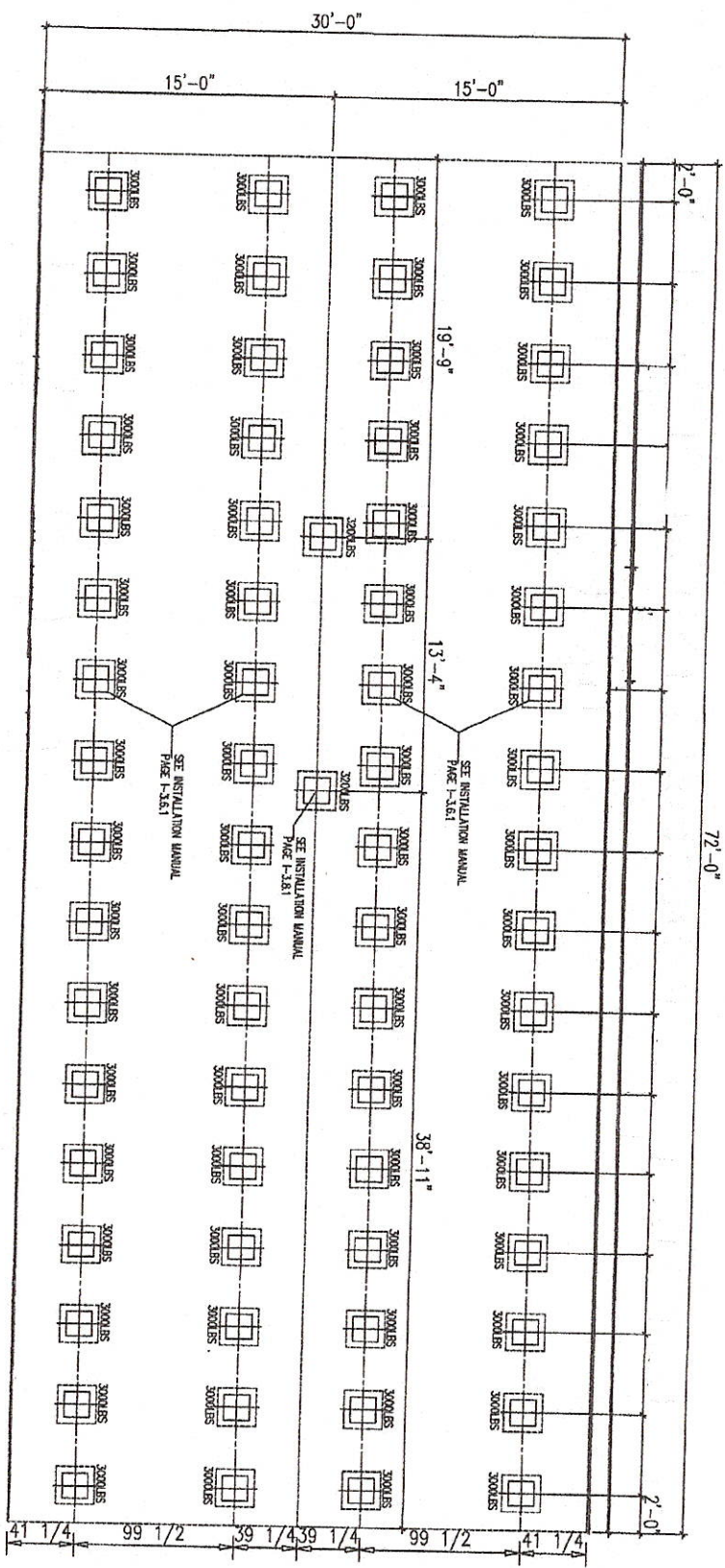
Installer verifies all information given with this permit worksheet is accurate and true based on the manufacturer's installation instructions and or Rule 15C-1 & 2

Installer Signature

Ernest S Johnson Date \_\_\_\_\_



SOIL BEARING LOAD 1000 LBS  
 1500 LBS=16"x16" ABS FOOTER  
 3000 LBS=17.5"x25.5" ABS FOOTER



NOTE: SEE I-3.2  
 INSTALLATION MANUAL

BETWEEN PERS UNDER I-BEAMS (FEET)				MAXIMUM CLEAR SPAN FOR MATING LINE SUPPORTS (FEET)				OVL. PAD SIZES				MAX. LOAD FOR MAX. LOAD FOR MAX. LOAD FOR				THIS LETTER SHALL CERTIFY THAT ABS FOUNDATION PADS MANUFACTURED BY OLIVER TECHNOLOGIES INC MAY BE USED IN THE LIEU OF POURED CONCRETE FOOTINGS AS A SUPPORT FOR SINGLE & DOUBLE STACKED FOUNDATION PERS PROVIDED THE FOLLOWING CRITERIA ARE MET				
PAD AREA (SQ. FT.)	BOX WIDTH (IN.)		DOUBLE WIDE	PAD SIZE	PAD AREA (SQ. FT.)	BOX WIDTH (IN.)		DOUBLE WIDE	16"x18.5"	17.5"x25.5"	21"x29"	1000 PSF SOIL CAPACITY	1500 PSF SOIL CAPACITY	2000 PSF SOIL CAPACITY	2500 PSF SOIL CAPACITY	1. THE ABS PADS MUST BE INSTALLED PER OLIVER TECHNOLOGIES INSTALLATION INSTRUCTIONS.	2. THE PER LOADS APPLIED TO THE ABS PADS MAY NOT EXCEED THE VALUES NOTED IN THE CHART BELOW.	3. THE ABS PADS MAY BE USED TO SUPPORT A CONTINUOUS FOUNDATION WALL. THE PADS MAY ONLY BE USED FOR INDIVIDUAL FOUNDATION PERS.	4. ABS PADS MAY BE COMBINED TO COVER A LARGER AREA IN THIS CASE THE MAX. ALLOWABLE LOADS WOULD BE COMBINED AS WELL.	5. IF THE REQUIREMENTS OF DESTINY HD INSTALLATION MANUAL CONFLICT WITH THE REQUIREMENTS OF THE OLIVER TECHNOLOGIES INSTALLATIONS THE MORE STRINGENT REQ. SHALL BE USED.
164	186	140	160	180								2,000	3,000	4,000	4,000					
2.00	3.30	2.97	3.77	3.37	3.05	16"x18.5"	2.00	N/A	16"x18.5"	2.00	2.00	2,000	3,000	4,000	4,000					
4.00	6.61	5.93	7.54	6.75	6.10	16"x18.5"	4.00	N/A	16"x18.5"	4.00	4.00	4,000	6,000	8,000	8,000					
6.00	9.92	8.89	11.31	10.13	9.15	16"x18.5"	6.00	N/A	16"x18.5"	6.00	6.00	6,000	9,000	12,000	12,000					
8.00	13.23	11.88	15.08	13.51	12.20	16"x18.5"	8.00	N/A	16"x18.5"	8.00	8.00	8,000	12,000	16,000	16,000					
10.00	16.54	14.88	18.78	16.84	15.25	16"x18.5"	10.00	N/A	16"x18.5"	10.00	10.00	10,000	15,000	20,000	20,000					
12.00	19.85	17.77	22.67	19.95	17.85	16"x18.5"	12.00	N/A	16"x18.5"	12.00	12.00	12,000	18,000	24,000	24,000					
14.00	23.16	20.66	26.57	23.06	20.75	16"x18.5"	14.00	N/A	16"x18.5"	14.00	14.00	14,000	21,000	28,000	28,000					
16.00	26.47	23.55	30.47	26.37	23.65	16"x18.5"	16.00	N/A	16"x18.5"	16.00	16.00	16,000	24,000	32,000	32,000					
18.00	29.78	26.44	34.37	29.68	26.55	16"x18.5"	18.00	N/A	16"x18.5"	18.00	18.00	18,000	27,000	36,000	36,000					
20.00	33.09	29.33	38.27	32.99	29.45	16"x18.5"	20.00	N/A	16"x18.5"	20.00	20.00	20,000	30,000	40,000	40,000					
22.00	36.40	32.22	42.17	36.30	32.35	16"x18.5"	22.00	N/A	16"x18.5"	22.00	22.00	22,000	33,000	44,000	44,000					
24.00	39.71	35.11	46.07	39.61	35.25	16"x18.5"	24.00	N/A	16"x18.5"	24.00	24.00	24,000	36,000	48,000	48,000					
26.00	43.02	38.00	49.97	42.92	38.15	16"x18.5"	26.00	N/A	16"x18.5"	26.00	26.00	26,000	39,000	52,000	52,000					
28.00	46.33	40.89	53.87	46.23	41.05	16"x18.5"	28.00	N/A	16"x18.5"	28.00	28.00	28,000	42,000	56,000	56,000					
30.00	49.64	43.78	57.77	49.54	43.95	16"x18.5"	30.00	N/A	16"x18.5"	30.00	30.00	30,000	45,000	60,000	60,000					
32.00	52.95	46.67	61.67	52.85	46.85	16"x18.5"	32.00	N/A	16"x18.5"	32.00	32.00	32,000	48,000	64,000	64,000					
34.00	56.26	49.56	65.57	56.16	49.75	16"x18.5"	34.00	N/A	16"x18.5"	34.00	34.00	34,000	51,000	68,000	68,000					
36.00	59.57	52.45	69.47	59.47	52.65	16"x18.5"	36.00	N/A	16"x18.5"	36.00	36.00	36,000	54,000	72,000	72,000					
38.00	62.88	55.34	73.37	62.78	55.55	16"x18.5"	38.00	N/A	16"x18.5"	38.00	38.00	38,000	57,000	76,000	76,000					
40.00	66.19	58.23	77.27	66.08	58.45	16"x18.5"	40.00	N/A	16"x18.5"	40.00	40.00	40,000	60,000	80,000	80,000					
42.00	69.50	61.12	81.17	69.39	61.35	16"x18.5"	42.00	N/A	16"x18.5"	42.00	42.00	42,000	63,000	84,000	84,000					
44.00	72.81	64.01	85.07	72.70	64.25	16"x18.5"	44.00	N/A	16"x18.5"	44.00	44.00	44,000	66,000	88,000	88,000					
46.00	76.12	66.90	88.97	76.02	67.15	16"x18.5"	46.00	N/A	16"x18.5"	46.00	46.00	46,000	69,000	92,000	92,000					
48.00	79.43	69.79	92.87	79.33	69.55	16"x18.5"	48.00	N/A	16"x18.5"	48.00	48.00	48,000	72,000	96,000	96,000					
50.00	82.74	72.68	96.77	82.64	72.45	16"x18.5"	50.00	N/A	16"x18.5"	50.00	50.00	50,000	75,000	100,000	100,000					
52.00	86.05	75.57	100.67	85.95	75.35	16"x18.5"	52.00	N/A	16"x18.5"	52.00	52.00	52,000	78,000	104,000	104,000					
54.00	89.36	78.46	104.57	89.26	78.25	16"x18.5"	54.00	N/A	16"x18.5"	54.00	54.00	54,000	81,000	108,000	108,000					
56.00	92.67	81.35	108.47	92.57	81.15	16"x18.5"	56.00	N/A	16"x18.5"	56.00	56.00	56,000	84,000	112,000	112,000					
58.00	95.98	84.24	112.37	95.88	84.05	16"x18.5"	58.00	N/A	16"x18.5"	58.00	58.00	58,000	87,000	116,000	116,000					
60.00	99.29	87.13	116.27	99.19	86.95	16"x18.5"	60.00	N/A	16"x18.5"	60.00	60.00	60,000	90,000	120,000	120,000					
62.00	102.60	90.02	120.17	102.50	90.85	16"x18.5"	62.00	N/A	16"x18.5"	62.00	62.00	62,000	93,000	124,000	124,000					
64.00	105.91	92.91	124.07	105.81	93.75	16"x18.5"	64.00	N/A	16"x18.5"	64.00	64.00	64,000	96,000	128,000	128,000					
66.00	109.22	95.80	127.97	109.12	96.65	16"x18.5"	66.00	N/A	16"x18.5"	66.00	66.00	66,000	99,000	132,000	132,000					
68.00	112.53	98.69	131.87	112.43	99.55	16"x18.5"	68.00	N/A	16"x18.5"	68.00	68.00	68,000	102,000	136,000	136,000					
70.00	115.84	101.58	135.77	115.74	102.45	16"x18.5"	70.00	N/A	16"x18.5"	70.00	70.00	70,000	105,000	140,000	140,000					
72.00	119.15	104.47	139.67	119.05	105.35	16"x18.5"	72.00	N/A	16"x18.5"	72.00	72.00	72,000	108,000	144,000	144,000					
74.00	122.46	107.36	143.57	122.36	108.25	16"x18.5"	74.00	N/A	16"x18.5"	74.00	74.00	74,000	111,000	148,000	148,000					
76.00	125.77	110.25	147.47	125.67	111.15	16"x18.5"	76.00	N/A	16"x18.5"	76.00	76.00	76,000	114,000	152,000	152,000					
78.00	129.08	113.14	151.37	128.98	114.05	16"x18.5"	78.00	N/A	16"x18.5"	78.00	78.00	78,000	117,000	156,000	156,000					
80.00	132.39	116.03	155.27	132.29	116.95	16"x18.5"	80.00	N/A	16"x18.5"	80.00	80.00	80,000	120,000	160,000	160,000					
82.00	135.70	118.92	159.17	135.60	119.85	16"x18.5"	82.00	N/A	16"x18.5"	82.00	82.00	82,000	123,000	164,000	164,000					
84.00	139.01	121.81	163.07	138.91	122.75	16"x18.5"	84.00	N/A	16"x18.5"	84.00	84.00	84,000	126,000	168,000	168,000					
86.00	142.32	124.70	166.97	142.22	125.65	16"x18.5"	86.00	N/A	16"x18.5"	86.00	86.00	86,000	129,000	172,000	172,000					
88.00	145.63	127.59	170.87	145.53	128.55	16"x18.5"	88.00	N/A	16"x18.5"	88.00	88.00	88,000	132,000	176,000	176,000					
90.00	148.94	130.48	174.77	148.84	131.45	16"x18.5"	90.00	N/A	16"x18.5"	90.00	90.00	90,000	135,000	180,000	180,000					
92.00	152.25	133.37	178.67	152.15	134.35	16"x18.5"	92.00	N/A	16"x18.5"	92.00	92.00	92,000	138,000	184,000	184,000					
94.00	155.56	136.26	182.57	155.46	137.25	16"x18.5"	94.00	N/A	16"x18.5"	94.00	94.00	94,000	141,000	188,000	188,000					
96.00	158.87	139.15	186.47	158.77	140.15	16"x18.5"	96.00	N/A	16"x18.5"	96.00	96.00	96,000	144,000	192,000	192,000					
98.00	162.18	142.04	190.37	162.08	143.05	16"x18.5"	98.00	N/A	16"x18.5"	98.00	98.00	98,000	147,000	196,000	196,000					
100.00	165.49	144.93	194.27	165.39	145.95	16"x18.5"	100.00	N/A	16"x18.5"	100.00	100.00	100,000	150,000	200,000	200,000					
102.00	168.80	147.82	198.17	168.70	148.85	16"x18.5"	102.00	N/A	16"x18.5"	102.00	102.00	102,000	153,000	204,000	204,000					
104.00	172.11	150.71	202.07	172.01	151.75	16"x18.5"	104.00	N/A	16"x18.5"	104.00	104.00	104,000	156,000	208,000	208,000					
106.00	175.42	153.60	205.97	175.32	154.65	16"x18.5"	106.00	N/A	16"x18.5"	106.00	106.00	106,000	159,000	212,000	212,000					
108.00	178.73	156.49	209.87	178.63	157.55	16"x18.5"	108.00	N/A	16"x18.5"	108.00	108.00	108,000	162,000	216,000	216,000					
110.00	182.04	159.38	213.77	181.94	160.45	16"x18.5"	110.00	N/A	16"x18.5"	110.00	110.00	110,000	165,000	220,000	220,000					
112.00	185.35	162.27	217.67	185.25	163.35	16"x18.5"	112.00	N/A	16"x18.5"	112.00	112.00	112,000	168,000	224,000	224,000					
114.00	188.66	165.16	221.57	188.56	166.25	16"x18.5"	114.00	N/A	16"x18.5"	114.00	114.00	114,000	171,000	228,000	228,000					
116.00	191.97	168.05	225.47	191.87	169.15	16"x18.5"	116.00	N/A	16"x18.5"	116.00	116.00	116,000	174,000	232,000	232,000					
118.00	195.28	170.94	229.37	195.18	172.05	16"x18.5"	118.00	N/A	16"x18.5"	118.00	118.00	118,000	177,000	236,000	236,000					
120.00	198.59	173.83	233.27	198.49	174.95	16"x18.5"	120.00	N/A	16"x18.5"	120.00	120.00	120,000	180,000	240,000	240,000					
122.00	201.90	176.72	237.17	201.80	177.85	16"x18.5"	122.00	N/A	16"x18.5"	122.00	122.00	122,000	183,000	244,000	244,000					
124.0																				



# ABS FOUNDATION PLAN

DRAWING FILE INFORMATION		DRAWN BY: JEREMY RIVERS	
TITLE	PRODUCT	LIFESTYLE	SERIAL NO.
			DES290GA24-13614AB
DATE: 5/8/2024	MOORE NO.		2901Y32724A
SHEET 1-C17	SQ. FT.		2160

License Number: IH / 1025249 / 1 Name: ERNEST SCOTT JOHNSON

Order #: 6221	Label #: 110717	Manufacturer:	(Check Size of Home)
Homeowner:		Year Model:	Single _____
Address:		Length & Width:	Double _____
			Triple _____
City/State/Zip:		Type Longitudinal System:	HUD Label #:
Phone #:		Type Lateral Arm System:	Soil Bearing / PSF:
Date Installed:		New Home: _____ Used Home: _____	Torque Probe / in-lbs:
Installed Wind Zone:		Data Plate Wind Zone:	Permit #:

Note:

STATE OF FLORIDA  
INSTALLATION CERTIFICATION LABEL

110717

LABEL #

DATE OF INSTALLATION

ERNEST SCOTT JOHNSON

NAME

IH / 1025249 / 1

6221

LICENSE #

ORDER #

CERTIFIES THAT THE INSTALLATION OF THIS MOBILE HOME IS  
IN ACCORDANCE WITH FLORIDA STATUTES 320.8249, 320.8325  
AND RULES OF THE HIGHWAY SAFETY AND MOTOR VEHICLES.

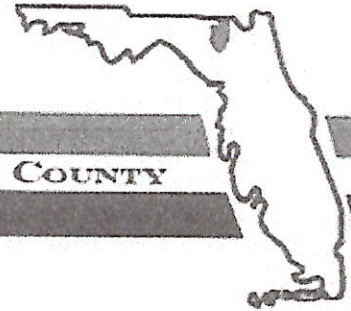
INSTRUCTIONS

PLEASE WRITE DATE OF  
INSTALLATION AND AFFIX  
LABEL NEXT TO HUD LABEL.  
USE PERMANENT INK PEN  
OR MARKER ONLY.  
COMPLETE INFORMATION  
ABOVE AND KEEP ON FILE  
FOR A MINIMUM OF 2 YEARS.  
YOU ARE REQUIRED TO  
PROVIDE COPIES WHEN  
REQUESTED.



District No. 1 - Ronald Williams  
District No. 2 - Rocky Ford  
District No. 3 - Robby Hollingsworth  
District No. 4 - Toby Witt  
District No. 5 - Tim Murphy

**BUILDING AND ZONING  
DEPARTMENT**



**BOARD OF COUNTY COMMISSIONERS • COLUMBIA COUNTY**

**MOBILE HOME INSTALLER  
OBLIGATION LETTER**

I, Ernest S Johnson, of Dependable M.H.S., license number  
(Print Name) (Company Name)

I, 1025249, do hereby agree to affix the installation decal onto this manufactured home as required by law and provide a copy of this decal to the permitting authority.

I further understand that once these decals become available I must provide them to obtain any further permits in Columbia County, Florida.

Ernest S Johnson 05/14/2024  
Signature - Licensed Mobile Home Installer Date

**Job Information**

Job Name: Markham/ Johnson

Location: SE CR 245 Lulu fl 32061

Application or Permit #: \_\_\_\_\_

BOARD MEETS FIRST AND THIRD THURSDAY AT 5:30 P.M.

P.O. BOX 1529

LAKE CITY, FLORIDA 32056-1529

PHONE (386) 755-4100