



Roof Report

Prepared by The Building Butlers

276 Southeast Jonathan Way, Lake City, FL 32025

2777 sqft

4 facets


Predominant pitch 4/12



Bing Jan 7, 2022

Diagram

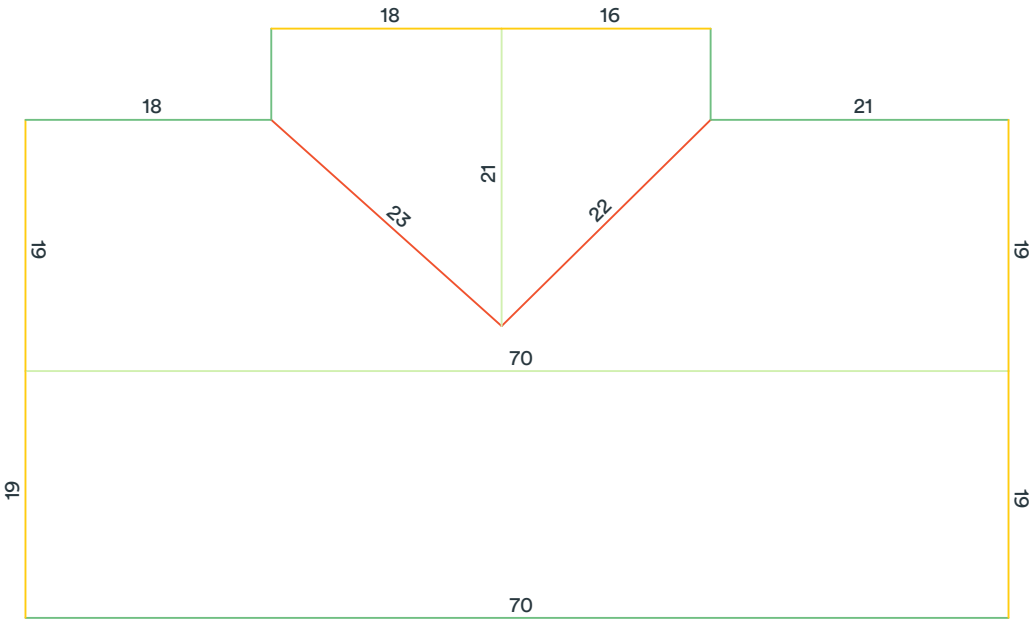
276 Southeast Jonathan Way, Lake City, FL 32025



Length measurement report

276 Southeast Jonathan Way, Lake City, FL 32025

- Eaves: 120ft 5in
- Ridges: 90ft 2in
- Step flashing: 0ft 0in
- Unspecified: 0ft 0in
- Valleys: 43ft 8in
- Rakes: 106ft 7in
- Transitions: 0ft 0in
- Hips: 0ft 0in
- Wall flashing: 0ft 0in
- Parapet wall: 0ft 0in



Measurements in diagram are rounded up for display. Some edge lengths may be hidden from diagram to avoid overcrowding.

Area measurement report

276 Southeast Jonathan Way, Lake City, FL 32025

Total roof area: 2777 sqft

Pitched roof area: 2777 sqft

Flat roof area: 0 sqft

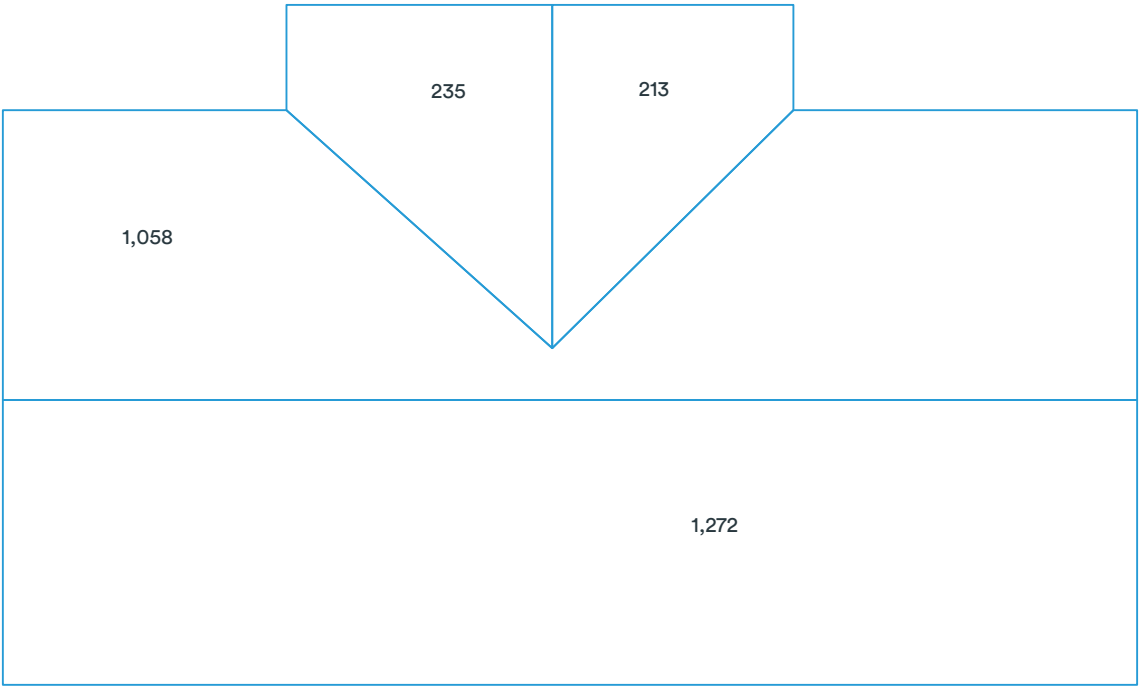
Two story area: 0 sqft

Two layer area: 0 sqft

Predominant pitch: 4/12

Predominant pitch area: 2777 sqft

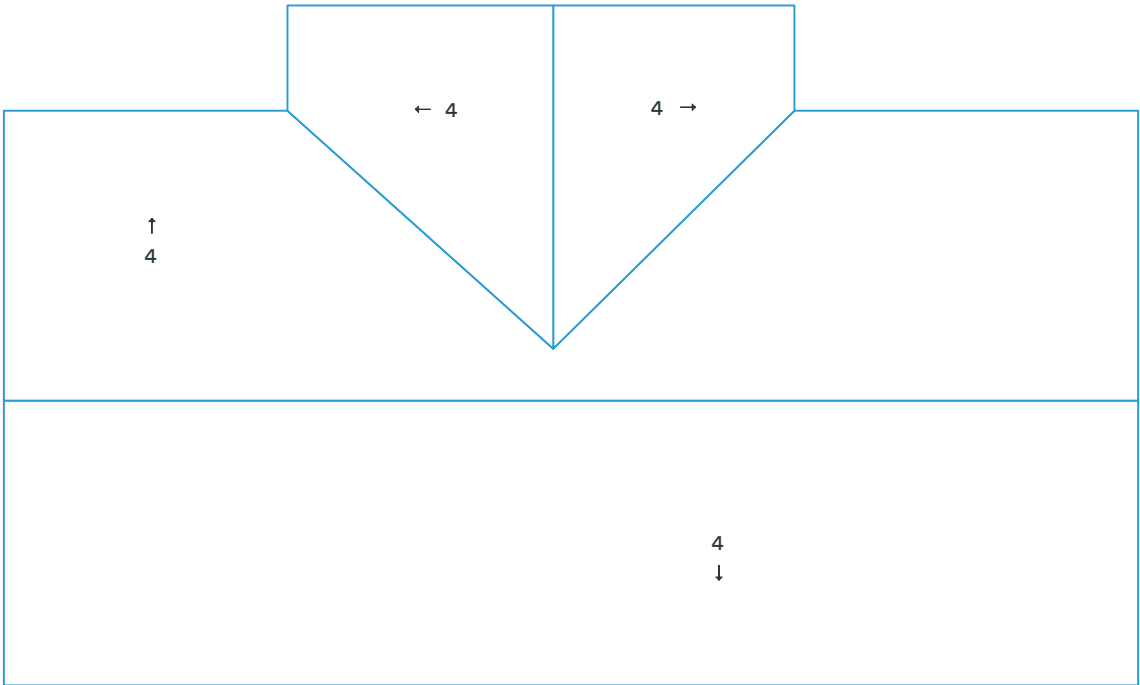
Unspecified pitch area: 0 sqft



Area measurements in diagram are rounded. The totals at the top of the page are the sums of the exact measurements, which are then rounded. Deleted facets (skylights, chimneys, etc.) are designated with a dashed line and are excluded from the calculations.

Pitch & direction measurement report

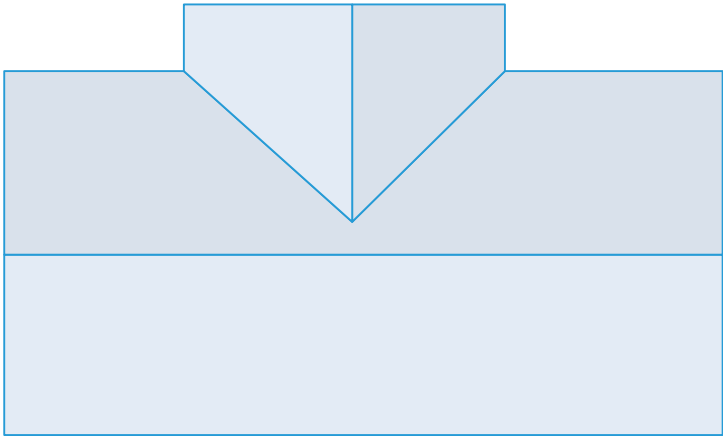
276 Southeast Jonathan Way, Lake City, FL 32025



Deleted facets are designated with a dashed line and do not have a pitch.

Report summary

276 Southeast Jonathan Way, Lake City, FL 32025



Measurements

Total roof area	2777 sqft
Total pitched area	2777 sqft
Total flat area	0 sqft
Total roof facets	4 facets
Predominant pitch	4/12
Total eaves	120ft 5in
Total valleys	43ft 8in
Total hips	0ft 0in
Total ridges	90ft 2in
Total rakes	106ft 7in
Total wall flashing	0ft 0in
Total step flashing	0ft 0in
Total transitions	0ft 0in
Total parapet wall	0ft 0in
Total unspecified	0ft 0in
Hips + ridges	90ft 2in
Eaves + rakes	227ft 0in

Pitch	4/12
Area (sqft)	2,777
Squares	27.8

Waste %	0%	10%	12%	15%	17%	20%	22%
Area (sqft)	2,777	3,055	3,110	3,194	3,249	3,332	3,388
Squares	27.8	30.6	31.1	32.0	32.5	33.4	33.9