MASTER-RIB®/ULTRA-RIB® FASTENING SCHEDULE

ROOFING PANELS ACROSS ROOF PURLINS

NOT TO SCALE

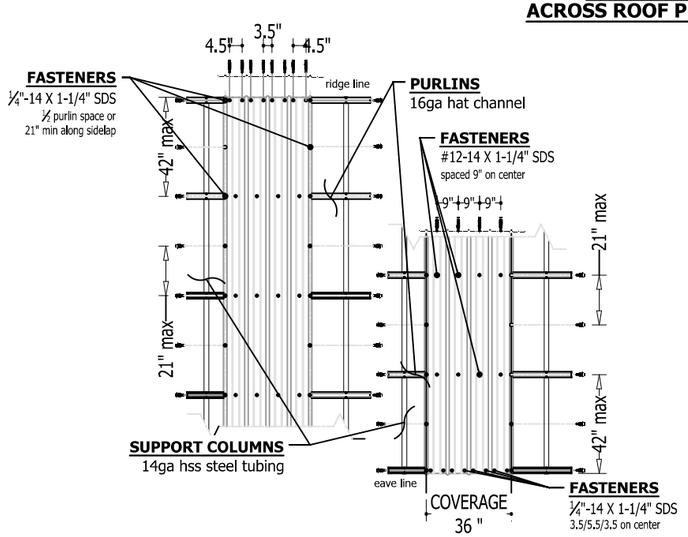

CONVENTIONAL (VERTICAL) ROOF

MASTER-RIB®/ULTRA-RIB® FASTENING SCHEDULE

ROOFIN PANELS ACROSS TOP TR ORDS

NOT TO SCALE

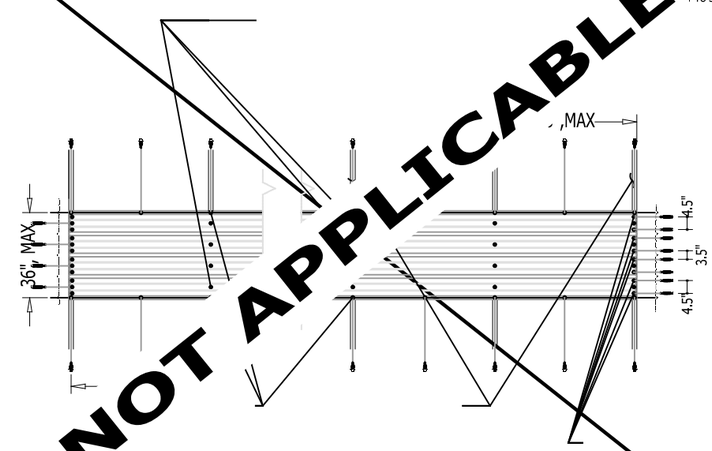

NOT APPLICABLE

STANDARD (HORIZONTAL) ROOF

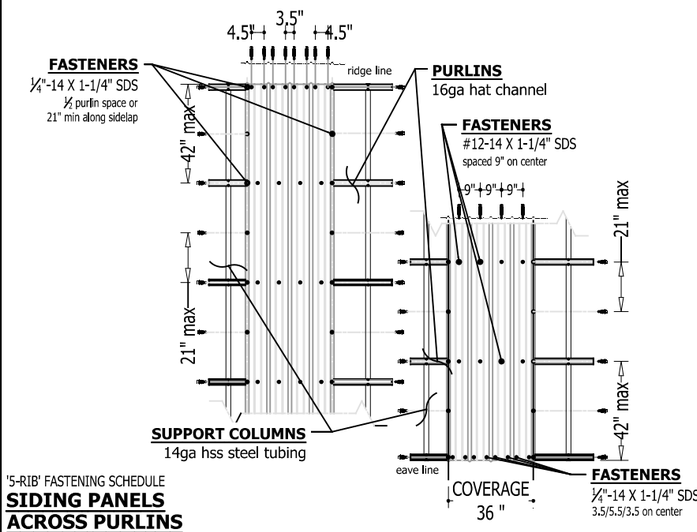

'5-RIB' FASTENING SCHEDULE

SIDING PANELS ACROSS PURLINS

NOT TO SCALE

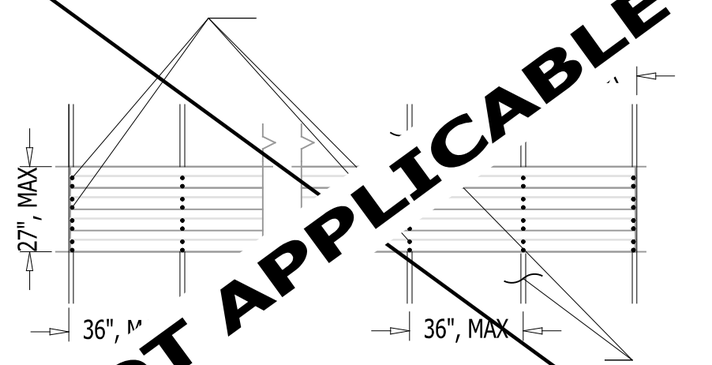

NOT APPLICABLE

'LAP-SIDE LE

SIDIN LS ACROSS UPPORT COLUMNS

NOT TO SCALE

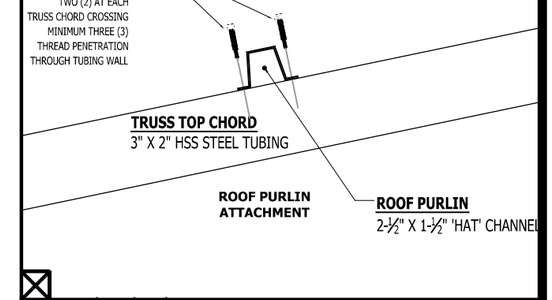

BOXED EAVE CONNECTION

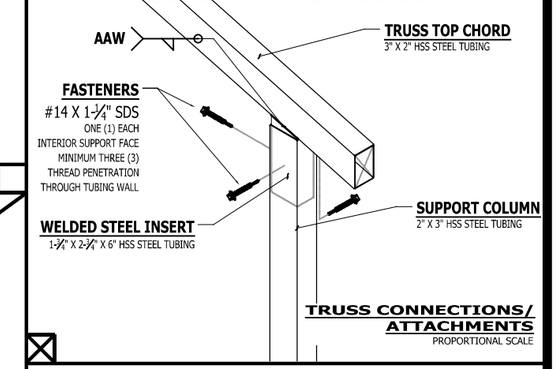

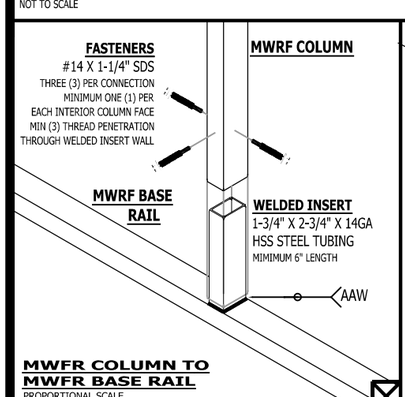

MWFR COLUMN TO MWFR BASE RAIL

PROPORTIONAL SCALE

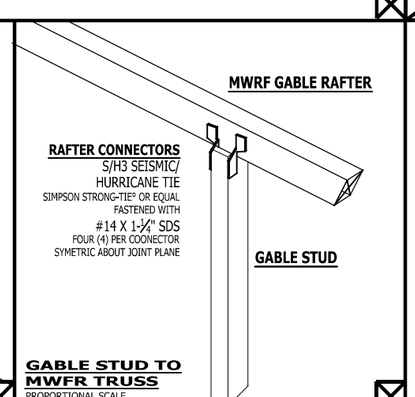

GABLE STUD TO MWFR TRUSS

PROPORTIONAL SCALE

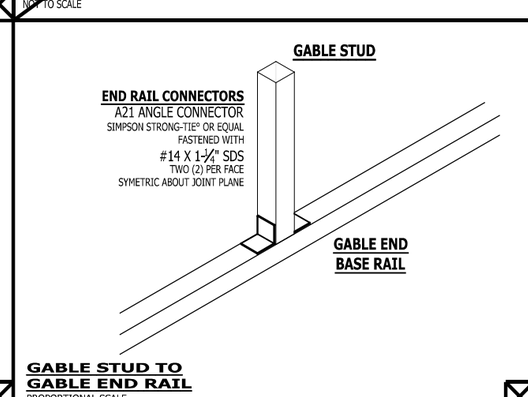

GABLE STUD TO GABLE END RAIL

PROPORTIONAL SCALE

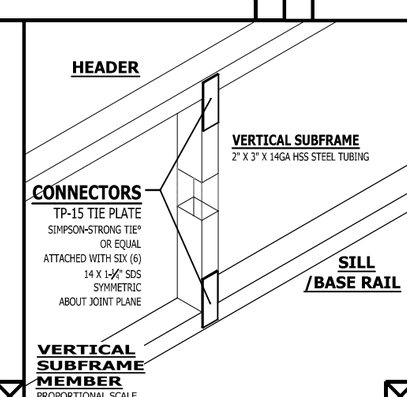

VERTICAL SUBFRAME MEMBER

PROPORTIONAL SCALE

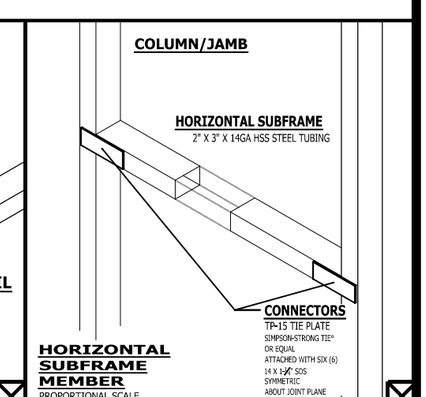

HORIZONTAL SUBFRAME MEMBER

PROPORTIONAL SCALE

building type

vertical roof/walls

ENCLOSED BUILDING

building size

40'W X 70' X 15'EH

building location

225 SW BUSINESS POINT DRIVE
lake city, florida 32025
(columbia county)

GENERAL NOTES REGARDING PANEL FASTENING

THE MAIN WIND FORCE RESISTING SYSTEM ("MWFRS") IS THE ASSEMBLAGE OF STRUCTURAL ELEMENTS ASSIGNED TO PROVIDE SUPPORT AND STABILITY FOR THE OVERALL STRUCTURE AND GENERALLY RECEIVES WIND LOADING FROM MORE THAN ONE SURFACE.

THESE FASTENING SCHEDULES ARE INTENDED TO ASSIST AND GUIDE THE INSTALLATION CONTRACTOR IN FASTENING THE SELECTED PANELS TO THE MWFRS. HOWEVER, ALL PANELS SHALL BE FASTENED IN ACCORDANCE WITH THE APPROVED INSTALLATION INSTRUCTIONS AS PROVIDED BY THE MANUFACTURER.

THE INSTALLATION CONTRACTOR IS SOLELY RESPONSIBLE FOR FAMILIARIZING THEMSELVES WITH, AND FOR ADHERENCE TO, THE MANUFACTURERS' INSTALLATION INSTRUCTIONS.

THESE FASTENING SCHEDULES ARE NOT INTENDED TO CIRCUMVENT OR OVERRIDE THE MANUFACTURERS' APPROVED INSTALLATION INSTRUCTIONS.

SHOULD DEVIATIONS FROM THE MANUFACTURERS' APPROVED INSTALLATION INSTRUCTIONS (OR THIS ASSOCIATED GUIDANCE SHEET) BE DEEMED NECESSARY BY THE INSTALLATION CONTRACTOR, SUCH DEVIATION MUST BE APPROVED, IN WRITING, BY THE ENGINEER-OF-RECORD.

Columbia County Building Department
Plans Reviewed for Code Compliance
State of Florida

CERTIFICATION OF PLAN BY DESIGN PROFESSIONAL

I HEREBY CERTIFY THAT I HAVE REVIEWED/EXAMINED THE COMPONENTS AND CLADDING PROPOSED FOR THIS LIGHT-WEIGHT STEEL, OPEN-FRAME BUILDING. THE MATERIALS, COMPONENTS AND CLADDING WERE EVALUATED USING VULT/VASD STRESS DESIGN.
FOR THE INTENDED USE AND OCCUPANCY, THE MATERIALS, COMPONENTS AND THIER INSTALLATION, AS DESCRIBED, COMPLY WITH THE FLORIDA BUILDING CODE, 8TH EDITION (2023); ITS RESIDENTIAL AND BUILDING VOLUMES; AS WELL AS APPLICABLE STANDARDS REFERENCED THEREIN.

CERTIFICATION OF DIGITAL DOCUMENT

THIS ITEM HAS BEEN ELECTRONICALLY SIGNED AND SEALED BY MICHAEL E HOWELLER, PE ON THE DATE AND/OR TIME STAMP SHOWN USING A DIGITAL SIGNATURE.

PRINTED COPIES OF THIS DOCUMENT ARE NOT CONSIDERED SIGNED AND SEALED AND THE SIGNATURE MUST BE VERIFIED ON ANY ELECTRONIC COPY.

MICHAEL E HOWELLER LICENSE No. 51556 STATE OF FLORIDA PROFESSIONAL ENGINEER

Michael E Howeller

Digitally signed by Michael E Howeller
Date: 2024.02.29 14:46:02 -05'00'

MICHAEL E HOWELLER, PE
STATE OF FLORIDA PROFESSIONAL ENGINEER
LICENSE NO. 51556

SHEET NUMBER

connections and fastening schedules

S-601

hollnagel