

DATE 04/22/2004

Columbia County Building Permit

PERMIT

This Permit Expires One Year From the Date of Issue

000021772

APPLICANT PAUL BLACK PHONE 755-9159
ADDRESS 1883 SW HALTIWANGER ROAD LAKE CITY FL 32024
OWNER PAUL BLACK PHONE 755-9159
ADDRESS 1883 SW HALTIWANGER ROAD LAKE CITY FL 32024
CONTRACTOR GAYLE EDDY PHONE
LOCATION OF PROPERTY 41S, TR OTISHOWEL, TR HALTIWANGER ROAD, 4TH ON RIGHT

TYPE DEVELOPMENT MH,UTILITY ESTIMATED COST OF CONSTRUCTION .00
HEATED FLOOR AREA TOTAL AREA HEIGHT .00 STORIES
FOUNDATION WALLS ROOF PITCH FLOOR
LAND USE & ZONING A-3 MAX. HEIGHT
Minimum Set Back Requirments: STREET-FRONT 30.00 REAR 25.00 SIDE 25.00
NO. EX.D.U. 0 FLOOD ZONE X DEVELOPMENT PERMIT NO.

PARCEL ID 04-6S-17-09597-113 SUBDIVISION NICLEY ACRES
LOT 21 BLOCK PHASE UNIT TOTAL ACRES 6.50

000000286 Y IH0000714
Culvert Permit No. Culvert Waiver Contractor's License Number Applicant/Owner/Contractor
WAIVER 04-0434-N BK RK Y
Driveway Connection Septic Tank Number LU & Zoning checked by Approved for Issuance New Resident

COMMENTS: ONE FOOT ABOVE THE ROAD,

Check # or Cash CASH

FOR BUILDING & ZONING DEPARTMENT ONLY

(footer/Slab)

Temporary Power date/app. by Foundation date/app. by Monolithic date/app. by
Under slab rough-in plumbing date/app. by Slab date/app. by Sheathing/Nailing date/app. by
Framing date/app. by Rough-in plumbing above slab and below wood floor date/app. by
Electrical rough-in date/app. by Heat & Air Duct date/app. by Peri. beam (Lintel) date/app. by
Permanent power date/app. by C.O. Final date/app. by Culvert date/app. by
M/H tie downs, blocking, electricity and plumbing date/app. by Pool date/app. by
Reconnection date/app. by Pump pole date/app. by Utility Pole date/app. by
M/H Pole date/app. by Travel Trailer date/app. by Re-roof date/app. by

BUILDING PERMIT FEE \$.00 CERTIFICATION FEE \$.00 SURCHARGE FEE \$.00
MISC. FEES \$ 200.00 ZONING CERT. FEE \$ 50.00 FIRE FEE \$ 34.02 WASTE FEE \$ 73.50
FLOOD ZONE DEVELOPMENT FEE \$ CULVERT FEE \$ TOTAL FEE 357.52

INSPECTORS OFFICE CLERKS OFFICE

NOTICE: IN ADDITION TO THE REQUIREMENTS OF THIS PERMIT, THERE MAY BE ADDITIONAL RESTRICTIONS APPLICABLE TO THIS PROPERTY THAT MAY BE FOUND IN THE PUBLIC RECORDS OF THIS COUNTY. AND THERE MAY BE ADDITIONAL PERMITS REQUIRED FROM OTHER GOVERNMENTAL ENTITIES SUCH AS WATER MANAGEMENT DISTRICTS, STATE AGENCIES, OR FEDERAL AGENCIES.

"WARNING TO OWNER: YOUR FAILURE TO RECORD A NOTICE OF COMMENCEMENT MAY RESULT IN YOUR PAYING TWICE FOR IMPROVEMENTS TO YOUR PROPERTY. IF YOU INTEND TO OBTAIN FINANCING, CONSULT WITH YOUR LENDER OR AN ATTORNEY BEFORE RECORDING YOUR NOTICE OF COMMENCEMENT."

This Permit Must Be Prominently Posted on Premises During Construction

PLEASE NOTIFY THE COLUMBIA COUNTY BUILDING DEPARTMENT AT LEAST 24 HOURS IN ADVANCE OF EACH INSPECTION, IN ORDER THAT IT MAY BE MADE WITHOUT DELAY OR INCONVENIENCE, PHONE 758-1008. THIS PERMIT IS NOT VALID UNLESS THE WORK AUTHORIZED BY IT IS COMMENCED WITHIN 6 MONTHS AFTER ISSUANCE.

The Issuance of this Permit Does Not Waive Compliance by Permittee with Deed Restrictions.

*** The well affidavit, from the well driller, is required before the permit can be issued.***

This application must be ,completely, filled out to be accepted. Incomplete applications will not be accepted.

For Office Use Only

Zoning Official BLK 20.0404 Building Official RK 4224

AP# 0404-75 Date Received 4/20/04 By G Permit # 286/21772
Flood Zone X Development Permit N/A Zoning A-3 Land Use Plan Map Category A-3
Comments _____

Property ID # 04-65-17-09597-113 *(Must have a copy of the property deed)

New Mobile Home _____ Used Mobile Home ✓ Year 1986

Gayle G. Eddy Installer

Applicant PAUL JASON Black Phone # 386-7559159

Address Rt 4 Box 340C LAKE City FL. 32024
(911) 1883 SW Haltiwanger Rd, L.C. 32024

Name of Property Owner Paul W. or Mary Ann Black Phone # 386-7559159

Address Rt 4 Box 340C LAKE City

Name of Owner of Mobile Home PAUL JASON Black Phone # _____

Address Same AS ABOVE

Relationship to Property Owner child

Current Number of Dwellings on Property 0

Lot Size 4 ACRES Total Acreage 6 1/2

Current Driveway connection is Existing right of way Culvert waiver

Is this Mobile Home Replacing an Existing Mobile Home NO
415, TR Otis Howell, TR Haltiwanger Rd, 4th on right.

Name of Licensed Dealer/Installer GAYLE G EDDY Phone # 386 496 3687

Installers Address Rt 4 Box 3260 LAKE BUTLER FL. 32054

License Number IH 0000 714 Installation Decal # 221097

The Permit Worksheet (2 pages) must be submitted with this application.

Installers Affidavit and Letter of Authorization must be notarized when submitted.

PERMIT NUMBER

000021712

PERMIT WORKSHEET

Revised

Page 2 of 2

POCKET PENETROMETER TEST

The pocket penetrometer tests are rounded down to _____ psf or check here to declare 1000 lb. soil _____ without testing

X _____ X _____ X _____

POCKET PENETROMETER TESTING METHOD

1. Test the perimeter of the home at 6 locations
2. Take the reading at the depth of the footer.
3. Using 500 lb. increments, take the lowest reading and round down to that increment

X _____ X _____ X _____

TORQUE PROBE TEST

The results of the torque probe test is _____ inch pounds or check here if you are declaring 5' anchors without testing _____ A test showing 275 inch pounds or less will require 4 foot anchors.

Note: A state approved lateral arm system is being used and 4 ft. anchors are allowed at the sidewall locations. I understand 5 ft. anchors are required at all centerline tie points where the torque test reading is 275 or less and where the mobile home manufacturer may require anchors with 4000 lb holding capacity.

Installer's initials

ALL TESTS MUST BE PERFORMED BY A LICENSED INSTALLER

Installer Name

Gayle Eddy

Date Tested

Electrical

Connect electrical conductors between multi-wide units, but not to the main power source. This includes the bonding wire between multi-wide units. Pg. _____

Plumbing

Connect all sewer drains to an existing sewer tap or septic tank. Pg. _____

Connect all potable water supply piping to an existing water meter, water tap, or other independent water supply systems. Pg. _____

Site Preparation

Debris and organic material removed _____
Water drainage: Natural _____ Swale _____ Pad _____ Other _____

Fastering multi wide units

	Type Fastener:	Length:	Spacing:
Floor:			
Walls:	Type Fastener:	Length:	Spacing:
Roof:	Type Fastener:	Length:	Spacing:

For used homes: a min. 30 gauge, 8" wide, galvanized metal strip will be centered over the peak of the roof and fastened with galv. roofing nails at 2' on center on both sides of the centerline.

Gasket (weatherproofing requirement)

I understand a properly installed gasket is a requirement of all new and used homes and that condensation, mold, mildew and buckled marriage walls are a result of a poorly installed or no gasket being installed. I understand a strip of tape will not serve as a gasket.

Installer's initials

Type gasket N/A

Installed:
Between Floors Yes _____
Between Walls Yes _____
Bottom of ridgebeam Yes _____

Weatherproofing

The bottomboard will be repaired and/or lapped. Yes _____ Pg. _____
Siding on units is installed to manufacturer's specifications. Yes _____
Fireplace chimney installed so as not to allow intrusion of rain water. Yes _____

Miscellaneous

Skirting to be installed Yes _____ No _____
Dryer vent installed outside of skirting Yes _____ N/A _____
Range downflow vent installed outside of skirting Yes _____ N/A _____
Drain lines supported at 4 foot intervals Yes _____ Homeowner _____
Electrical crossovers protected Yes _____ N/A _____
Other _____

Installer verifies all information given with this permit worksheet is accurate and true based on the manufacturer's installation instructions and or Rule 15C-1 & 2

Installer Signature

Gayle Eddy

Date

PERMIT NUMBER

000021772

page 1 of 2

Installer

Gayle G. Eddy License # IH0000714

Address of home

1883 SW Haltinger Rd

Manufacturer

Length x width

14 x 48 (Box)

NOTE:

If home is a single wide fill out one half of the blocking plan
If home is a triple or quad wide sketch in remainder of home

I understand Lateral Arm Systems cannot be used on any home (new or used)
where the sidewall lies exceed 5 ft 4 in.

Installer's initials

EG

New Home

Used Home

Home installed to the Manufacturer's Installation Manual

Home is installed in accordance with Rule 15-C

Single wide

Wind Zone II

Wind Zone III

Double wide

Installation Decal #

221097

Triple/Quad

Serial #

PIER SPACING TABLE FOR USED HOMES

Load bearing capacity (sq ft)	Footer size (236)	18 1/2" x 18 1/2" (434)	20" x 20" (400)	22" x 22" (484)	24" x 24" (576)	26" x 28" (676)
1000 psf	3"	4"	5"	6"	7"	8"
1500 psf	4"	5"	6"	7"	8"	8"
2000 psf	5"	6"	7"	8"	8"	8"
2500 psf	6"	7"	8"	8"	8"	8"
3000 psf	7"	8"	8"	8"	8"	8"
3500 psf	8"	8"	8"	8"	8"	8"

Interpolated from Rule 15C-1 pier spacing table.

PIER PAD SIZES

I-beam pier pad size

23 x 31

Perimeter pier pad size

Other Tech Outriggers

Other pier pad sizes (required by the city)

Draw the approximate locations of marriage wall openings 4 foot or greater. Use this symbol to show the piers.

Find all marriage wall openings greater than 4 foot and their pier pad sizes below.

Opening

Pier pad size

ANCHORS

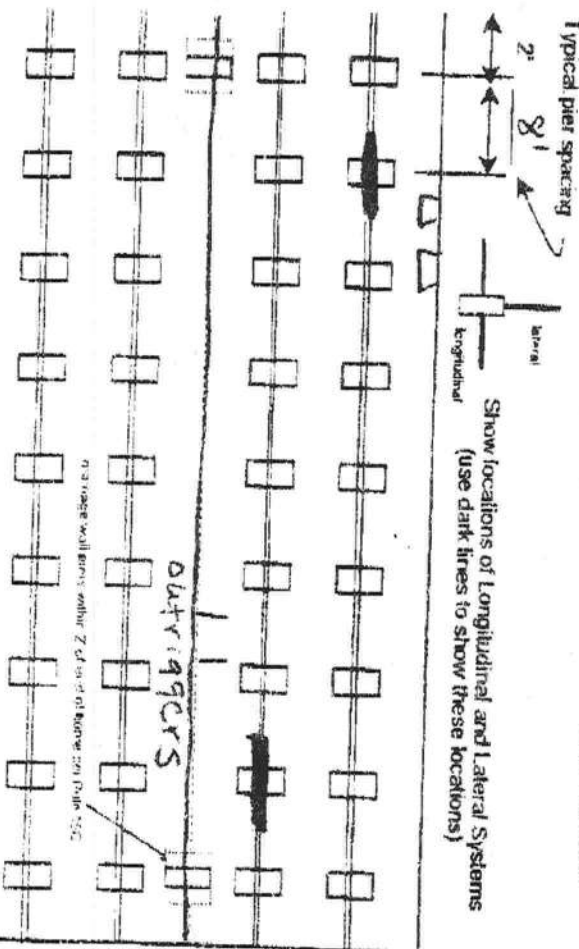
FRAME TIES

BEOWN COMPONENTS

OTHER TIES

Longitudinal Stabilizing Device (LSD)
The title of the device is: Other Tech
Longitudinal Stabilizing Device w/ Lateral Arms
Manufacturer:

Other Tech
Longitudinal Stabilizing Device w/ Lateral Arms
Manufacturer:



LIMITED POWER OF ATTORNEY


I, Gayle G. Eddy DO HEREBY AUTHORIZE Paul W or Mary Ann Black
TO PULL MY PERMITS AND ACT ON MY BEHALF IN ALL ASPECTS OF APPLYING
FOR A MOBILE HOME PERMIT.

Gayle G Eddy
SIGNATURE

2/9/04
DATE

SWORN TO AND SUBSCRIBED BEFORE ME ON THIS 9th DAY OF Feb 2004

Rhonda Kay Nettles
NOTARY PUBLIC



MY COMMISSION EXPIRES: _____
COMMISSION NO. _____
PERSONALLY KNOWN: ☒ _____
PRODUCED ID (TYPE): _____

MOBILE HOME INSTALLER AFFIDAVIT

Any person who engages in mobile home installation shall be licensed by the Department of Highway Safety and Motor Vehicles in accordance with Florida Statutes Section 320.8249- Mobile home installers license.

I Gayle G. Eddy License # 140000714
(Please Print)

Address Rt 4 Box 3260 Phone# 386-496-3687
Lake Butler, FL 32054


do hereby state that the installation of the manufactured home for

Paul W. or
Mary Ann Black will be done under my supervision.
(Home owner)

Gayle G Eddy
Signature

Sworn to and subscribed before me this 9th day of Feb A.D. 2004

Notary Public Rhonda Kay Nettles My commission expires: _____





Rt 4 Box 3260
Lake Butler FL
32054

Office: 386-496-3687
Fax: 386-496-3692
Email:
GEddy1334@aol.com

Agreement:

Customer Name Paul W or Mary Ann Black
Home Description 14x52

1. JR's Mobile Home Service, henceforth named as Company, will not be responsible for contents. It is agreed and understood, under this contract that the internal contents of this mobile home are not covered under this company's insurance and is the responsibility of home/cargo owner to remove internal contents or insure such under owners insurance.

2. Customer will supply adequate access to site, will pay for installation permits and any other permits required to install home.

3. Company will Pick up Home at Affordable Homes / Alachua and transport to new site location at

Elisville, Haultwagner Dr.

4. Company will break down, furnish materials, and labor to weather seal w/ polywrap if doublewide

5. Company will clean up all material in connection with mobile home set up, (ex. Anchors, blocks, skirting, A/C,) and transport to new site location.

6. Company will install home at new site to code. (NO ELECTRICAL) If your A/C is a split system you will have to get a licensed A/C person to disconnect and/or hook up.

7. Company will not trespass or trim trees, shrubbery or alter neighboring property without written permission from property owner.

8. Company can not guarantee interior or exterior carpet, molding and trim due to it being used, out of date or difficult to match, if not impossible.

9. Company will do all work in a timely manner but cannot control weather conditions, or access to site problems that may cause delays.

10. Company will not be responsible for damage due to weak structure of frame. Example (loose wall panels, cracking windows, loose siding, bent metal siding, etc.)

11. Where a winch truck, wrecker or bulldozer are required, customer agrees to pay these additional charges.

12. Plumbing and Skirting are not included unless agreed upon in advance. The following agreement applies

No Plumbing or Skirting, JR's Mobile Home Svc will pay half
of Permit Fees of 125.00 (mobile home permit only)

13. If this contract is referred to a lawyer for enforcement or collection, customer will pay all attorneys fees incurred by J.R.'s Mobile Home Service. If company files suit to enforce this contract and obtains a judgment against customer then in addition to attorneys fees customer shall pay company all cost of suits incurred by company without limitation. All disputes may only be brought and resolved in Lake Butler, FL.

Initial: _____

Customer will pay the Total Sum of 2500.00 less 125.00 (Permit 1/2) = 2375.00
(this price good for 15 days)

Payments as follows:

Customer will pay 50% 1187.50 in cash or check upon PRIOR to start of work on said home.

Customer will pay remaining 40% 50% 1187.50 in cash or check upon completion of installation, before inspector is called for final inspection. Unless there has been a prior agreement made. In those cases see attached payment agreement.

1175 BALANCE

Failure to pay agreed amount will constitute a lien against said home and property, also final inspection will not be called for.

I HEREBY AUTHORIZE THE ABOVE WORK TO BE DONE ALONG WITH ANY NECESSARY MATERIALS IN ORDER FOR WORK TO BE COMPLETED ACCORDING TO CODE.

SIGNATURE: _____ DATE: _____ WITNESS: _____ DATE: _____

SIGNATURE: Gayle G Eddy DATE: 4/15/04 WITNESS: _____ DATE: _____

Mailing Address _____

Drivers License #(s) _____

Social Security #(s) _____

This contract may only be modified by written agreement signed by both parties.

4/15/04

I Paul W. & Mary Ann Black
Give My Son (Paul J. Black)
Permission to Live on Lot #21
in Niceby Acres.

Paul W. Black
Mary Ann Black

Gale Tedder



CAM112M01 S CamaUSA Appraisal System
4/15/2004 9:36 Legal Description Maintenance
Year T Property Sel
2004 R 04-6S-17-09597-113

Columbia County
20670 Land 002 *
AG 000
10063 Bldg 001 *
550 Xfea 002 *
31283 TOTAL B

HX BLACK PAUL W & MARY ANN

1	LOTS 13 & 21 NICELY ACRES S/D ORB 662-155.	2
3		4
5		6
7		8
9		10
11		12
13		14
15		16
17		18
19		20
21		22
23		24
25		26
27		28

Mnt 1/06/1993 JO

F1=Task F3=Exit F4=Prompt F10=GoTo PGUP/PGDN F24=MoreKeys



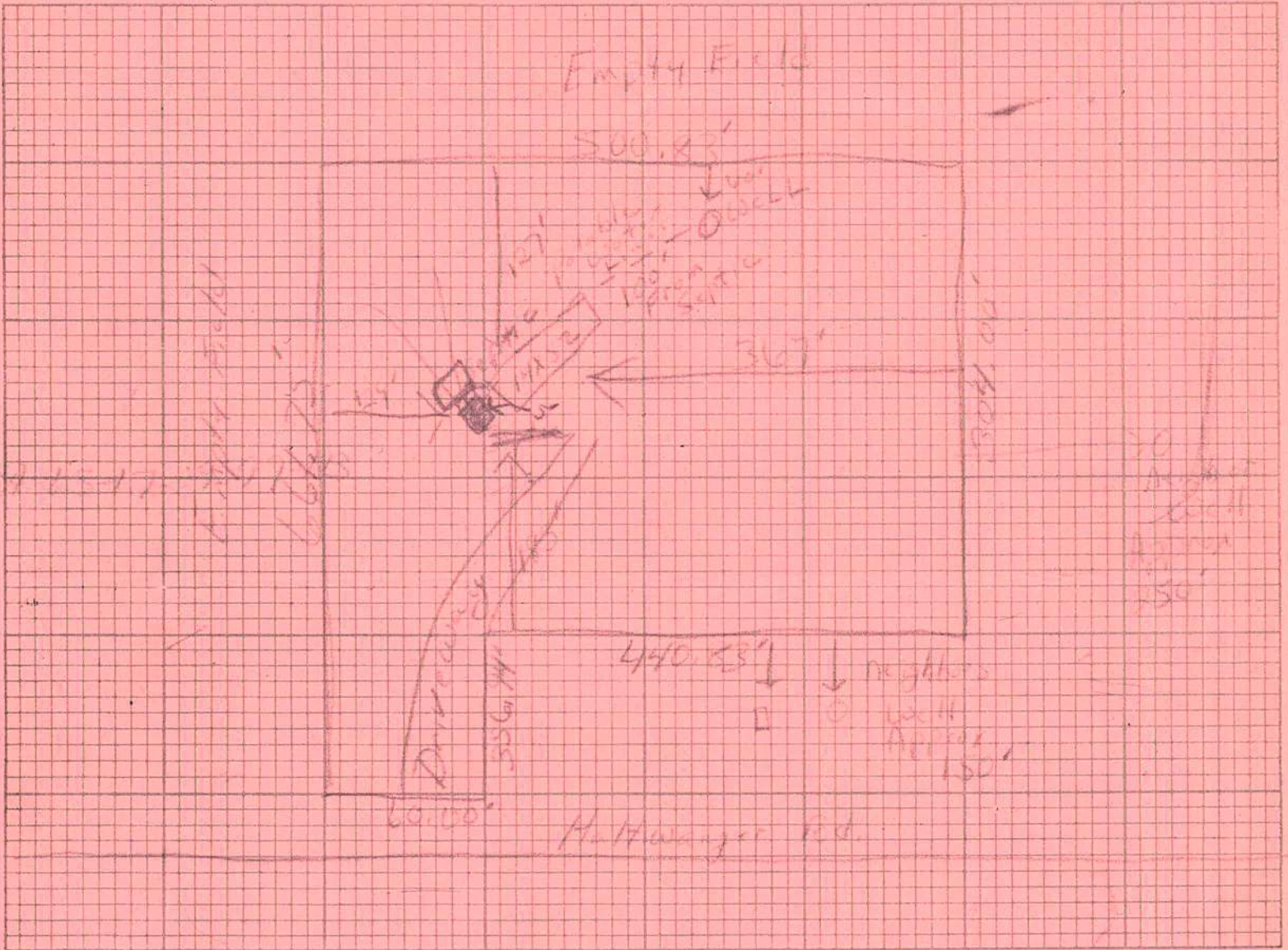
STATE OF FLORIDA
DEPARTMENT OF HEALTH

APPLICATION FOR ONSITE SEWAGE DISPOSAL SYSTEM CONSTRUCTION PERMIT

Permit Application Number 04-0434N

PART II - SITE PLAN

Scale: Each block represents 5 feet and 1 inch = 50 feet.



Notes: Distance from Well to Septic is 100 feet

Would like to go with 1050 tank

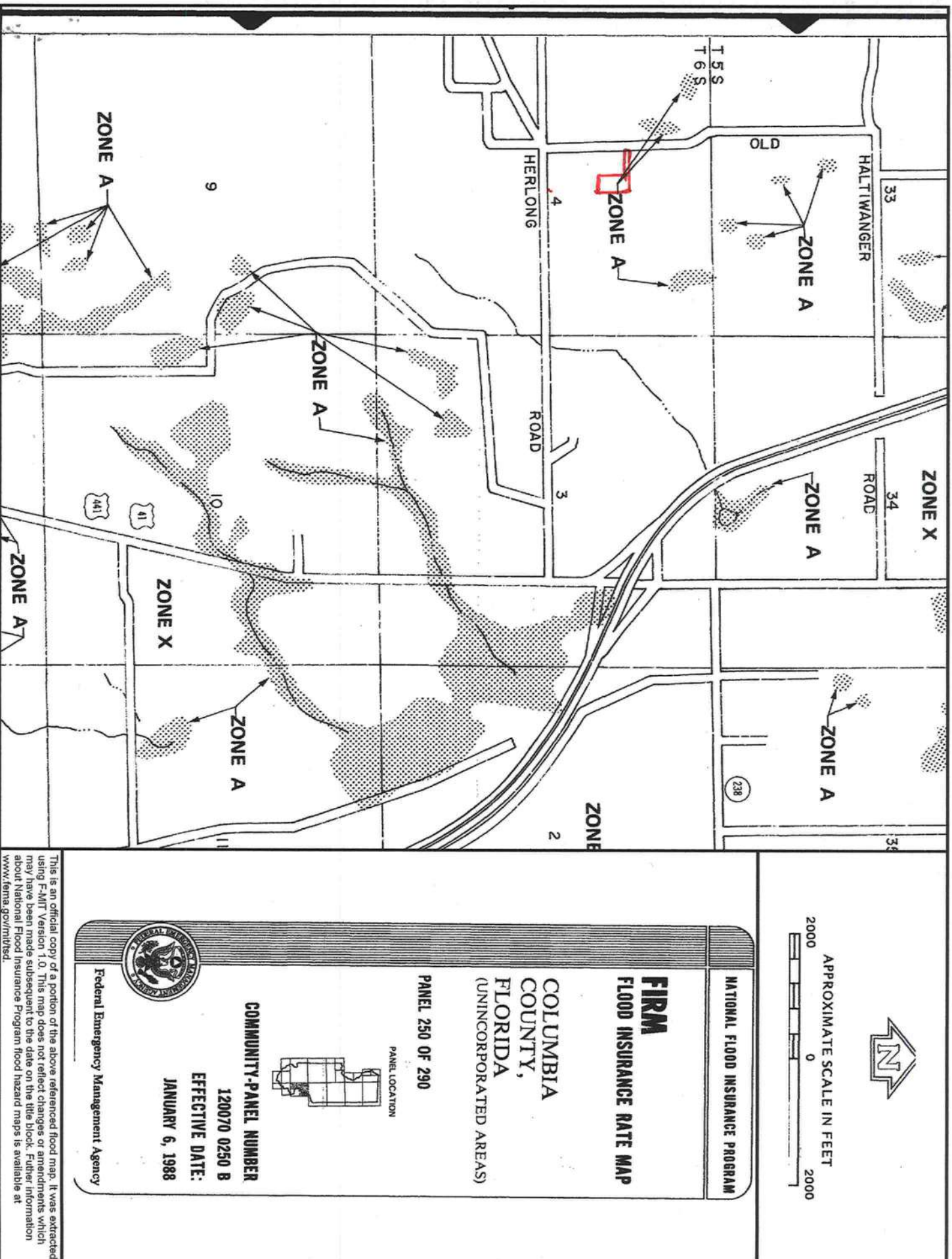
Site Plan submitted by: Paul W. Black (hand signed) Signature OWNER Title

Plan Approved ☒ Not Approved ☐ Date 4.16.04

By Sally Graddy -ESI-COLUMBIA County Health Department

ALL CHANGES MUST BE APPROVED BY THE COUNTY HEALTH DEPARTMENT

0404-75



APPROXIMATE SCALE IN FEET
2000 0 2000

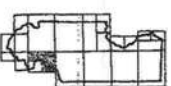
NATIONAL FLOOD INSURANCE PROGRAM

FIRM
FLOOD INSURANCE RATE MAP

COLUMBIA
COUNTY,
FLORIDA
(UNINCORPORATED AREAS)

PANEL 250 OF 290

PANEL LOCATION



COMMUNITY-PANEL NUMBER
120070 0250 B
EFFECTIVE DATE:
JANUARY 6, 1988



Federal Emergency Management Agency

This is an official copy of a portion of the above referenced flood map. It was extracted using F-AMT Version 1.0. This map does not reflect changes or amendments which may have been made subsequent to the date on the title block. Further information about National Flood Insurance Program flood hazard maps is available at www.fema.gov/nifmsd.

PERMIT NUMBER

Installer Gaule G. Eddy License # TH0000714

Address of home being installed 1883 SW Halfwenger Lake City FL 32024

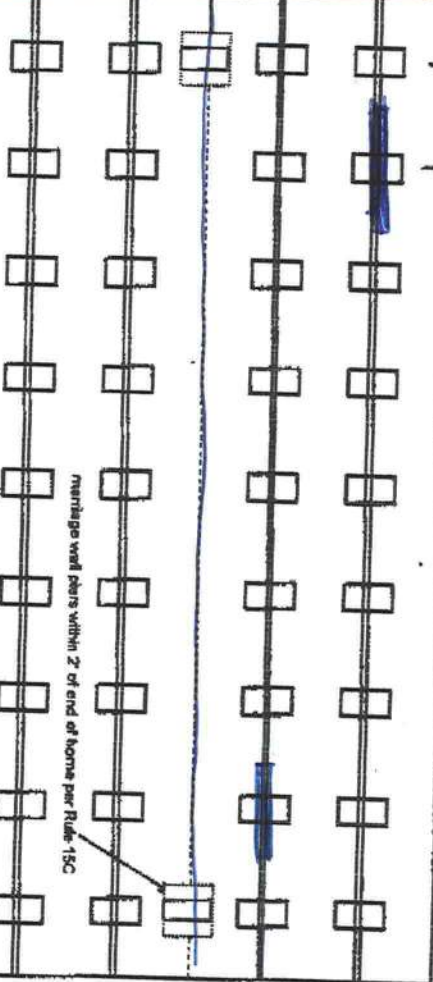
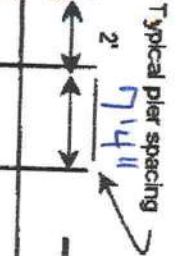
Manufacturer Buncecast Length x width 14x52

NOTE: If home is a single wide fill out one half of the blocking plan if home is a triple or quad wide sketch in remainder of home

I understand Lateral Arm Systems cannot be used on any home (new or used) where the sidewall ties exceed 5 ft 4 in.

Installer's initials GE

Show locations of Longitudinal and Lateral Systems (use dark lines to show these locations)



New Home ☐ Used Home ☒

Home installed to the Manufacturer's Installation Manual ☐

Home is installed in accordance with Rule 15-C ☒

Single wide ☒ Wind Zone II ☒ Wind Zone III ☐

Double wide ☐ Installation Decal # 221097

Triple/Quad ☐ Serial # Buncecast-D221194

PIER SPACING TABLE FOR USED HOMES

Load bearing capacity (sq ft)	Footer size (sq ft)	16' x 16' (256)	18 1/2' x 18 1/2' (342)	20' x 20' (400)	22' x 22' (484)	24' x 24' (576)	26' x 26' (676)
1000 psf	3'	4'	4'	5'	6'	7'	8'
1500 psf	4' 8"	6'	8'	7'	8'	8'	8'
2000 psf	6'	8'	8'	8'	8'	8'	8'
2500 psf	7' 8"	8'	8'	8'	8'	8'	8'
3000 psf	8'	8'	8'	8'	8'	8'	8'
3500 psf	8'	8'	8'	8'	8'	8'	8'

* Interpolated from Rule 15-C-1 pier spacing table.

PIER PAD SIZES

I-beam pier pad size 23x31
Perimeter pier pad size 16x16

Other pier pad sizes (required by the mfg.)

Draw the approximate locations of marriage wall openings 4 foot or greater. Use this symbol to show the piers.

List all marriage wall openings greater than 4 foot and their pier pad sizes below.

Opening Pier pad size

ANCHORS
4 ft 5 ft

TIEDOWN COMPONENTS

Longitudinal Stabilizing Device (LSD)
Manufacturer 1101 V Oliver Tech
Longitudinal Stabilizing Device w/ Lateral Arms
Manufacturer

OTHER TIES

Number
Sidewall
Longitudinal Marriage wall
Shearwall

POPULAR PAD SIZES

Pad Size	Sq ft
16 x 16	256
16 x 18	288
18.5 x 18.5	342
16 x 22.5	360
17 x 22	374
13 1/4 x 26 1/4	348
20 x 20	400
17 3/16 x 25 3/16	441
17 1/2 x 25 1/2	446
24 x 24	576
26 x 26	676

FRAME TIES

within 2' of end of home spaced at 5' 4" oc

Weggie

BUILDING PERMIT NO. 21772