

As required by Florida Statute 553.842 and Florida Administrative Code 9B-72, please provide the information and approval numbers on the building components listed below if they will be utilized on the construction project for which you are applying for a building permit. We recommend you contact your local product supplier should you not know the product approval number for any of the applicable listed products. Statewide approved products are listed online @ www.floridabuilding.org

Category/Subcategory	Manufacturer	Product Description	Approval Number(s)
1. EXTERIOR DOORS			
A. SWINGING			
B. SLIDING			
C. SECTIONAL/ROLL UP			
D. OTHER			
2. WINDOWS			
A. SINGLE/DOUBLE HUNG			
B. HORIZONTAL SLIDER			
C. CASEMENT			
D. FIXED			
E. MULLION			
F. SKYLIGHTS			
G. OTHER			
3. PANEL WALL			
A. SIDING			
B. SOFFITS			
C. STOREFRONTS			
D. GLASS BLOCK			
E. OTHER			
4. ROOFING PRODUCTS			
A. ASPHALT SHINGLES			
B. NON-STRUCTURAL METAL	Capital Metal	Capital Rib	17992.1/133
C. ROOFING TILES			
D. SINGLE PLY ROOF			
E. OTHER			
5. STRUCTURAL COMPONENTS			
A. WOOD CONNECTORS			
B. WOOD ANCHORS			
C. TRUSS PLATES			
D. INSULATION FORMS			
E. LINTELS			
F. OTHERS			
6. NEW EXTERIOR			
ENVELOPE PRODUCTS			


The products listed below did not demonstrate product approval at plan review. I understand that at the time of inspection of these products, the following information must be available to the inspector on the jobsite; 1) copy of the product approval, 2) performance characteristics which the product was tested and certified to comply with, 3) copy of the applicable manufacturers installation requirements.

Further, I understand these products may have to be removed if approval cannot be demonstrated during inspection.

Contractor OR Agent Signature _____

Date _____

NOTES: _____



Force Engineering & Testing

19530 Ramblewood Drive
Humble, Texas 77338
Phone: (281) 540-6603 FAX: (281) 540-9966
Website: www.forceengineeringtesting.com

**Product Evaluation Report
CAPITAL METAL SUPPLY, INC.**

Min. 29 Ga. Capital Rib Roof Panel over 1x4 Wood Purlins over 7/16" OSB

Florida Product Approval # 17992.1 R3

Florida Building Code 2020
Per Rule 61G20-3
Method: 1 -D

Category: Roofing
Subcategory: Metal Roofing
Compliance Method: 61G20-3.005(1)(d)
NON HVHZ

Product Manufacturer:
Capital Metal Supply, Inc.
629 S.E. Industrial Circle
Lake City, FL 32025

Engineer Evaluator:
Johnathan Green, P.E. #88223
Florida Evaluation ANE ID: 12901


Validator:
Brian Jaks, P.E. #70159

Contents:
Evaluation Report Pages 1 – 5



THIS ITEM HAS BEEN
DIGITALLY SIGNED AND
SEALED BY JOHNATHAN
GREEN ON THE DATE
ADJACENT TO THE SEAL.

PRINTED COPIES OF THIS
DOCUMENT ARE NOT
CONSIDERED SIGNED AND
SEALED AND THE
SIGNATURE MUST BE
VERIFIED ON ANY
ELECTRONIC COPIES.



Force Engineering & Testing

19530 Ramblewood Drive

Humble, Texas 77338

Phone: (281) 540-6603 FAX: (281) 540-9966

Website: www.forceengineeringtesting.com

Compliance Statement:

The product as described in this report has demonstrated compliance with the Florida Building Code 2020, Sections 1504.3.2, 1504.7.

Product Description:

Capital Rib Roof Panel, Min. 29 Ga. Steel, 36" Wide, through fastened roof panel over 1x4 wood purlins over minimum 7/16" OSB decking. Non-structural Application.

Panel Material/Standards:

Material: Min. 29 Ga. Steel, ASTM A792 or ASTM A653 G90 conforming to Florida Building Code 2020 Section 1507.4.3. Paint finish optional.

Yield Strength: Min. 80.0 ksi

Corrosion Resistance: Panel Material shall comply with Florida Building Code 2020, Section 1507.4.3.

Panel Dimension(s):

Thickness: 0.0140" Min.

Width: 36" Maximum Coverage


Rib Height: 3/4" major rib at 9" O.C.

Panel Rollformer: MRS Metal Rollforming Systems

Panel Fastener:


#10-15 x 1-1/2" ZAC Head dual thread with sealing washing or approved equal
3/4" minimum penetration through plywood

Corrosion Resistance: Per Florida Building Code 2020, Section 1507.4.4.



THIS ITEM HAS BEEN
DIGITALLY SIGNED AND
SEALED BY JOHNATHAN
GREEN ON THE DATE
ADJACENT TO THE SEAL.

PRINTED COPIES OF THIS
DOCUMENT ARE NOT
CONSIDERED SIGNED AND
SEALED AND THE
SIGNATURE MUST BE
VERIFIED ON ANY
ELECTRONIC COPIES.



Force Engineering & Testing

19530 Ramblewood Drive

Humble, Texas 77338

Phone: (281) 540-6603 FAX: (281) 540-9966

Website: www.forceengineeringtesting.com

Substrate Description:

Min. 1x4 No. 2 SYP wood purlin over (1) layer of asphalt composition shingles (optional) over (1) layer of 30# felt paper over minimum 7/16" OSB (or 15/32" 4-ply APA Plywood) over 2x10 Southern Yellow pine rafters at 24" O.C. Panel System Type 1: 1x4 wood purlins attached to OSB with (1) 8d x 2 1/2" galvanized ring shank nail at 4" O.C. Panel System Type 2: 1x4 wood purlins attached to OSB with (1) 8d x 2 1/2" galvanized ring shank nail at 4" O.C and (2) 9x3" deck screws at 24" O.C. into wood rafters. OSB must be inspected and able to withstand the wind loading induced by the wood purlins. Substrate must be designed in accordance w/ Florida Building Code 2020.

Allowable Design Uplift Pressures:


Table "A"

Panel System	Type 1	Type 2
Maximum Total Uplift Design Pressure:	52.5 psf	131.0 psf
Fastener Pattern:	9"-9"-9"-9"	6"-3"-6"-3"-6"-3"-6"
1x4 Wood Purlin Spacing:	24" O.C.	24" O.C.
1x4 Wood Purlin Nail Spacing:	(1) at 4" O.C.	(1) at 4" O.C.
1x4 Wood Purlin Screw Spacing:	NA	(2) at 24" O.C.

*Design Pressure includes a Safety Factor = 2.0.


Code Compliance:

The product described herein has demonstrated compliance with The Florida Building Code 2020, Section 1504.3.2, 1504.7.



THIS ITEM HAS BEEN DIGITALLY SIGNED AND SEALED BY JOHNATHAN GREEN ON THE DATE ADJACENT TO THE SEAL.

PRINTED COPIES OF THIS DOCUMENT ARE NOT CONSIDERED SIGNED AND SEALED AND THE SIGNATURE MUST BE VERIFIED ON ANY ELECTRONIC COPIES.



Force Engineering & Testing
19530 Ramblewood Drive
Humble, Texas 77338
Phone: (281) 540-6603 FAX: (281) 540-9966
Website: www.forceengineeringtesting.com

Evaluation Report Scope:

The product evaluation is limited to compliance with the structural wind load requirements of the Florida Building Code 2020, as relates to Rule 61G20-3.

Performance Standards:

The product described herein has demonstrated compliance with:


- UL 580-06 - Test for Uplift Resistance of Roof Assemblies
- UL 1897-2012 - Uplift Test for Roof Covering Systems
- FM 4471-92 - Foot Traffic Resistance Test

Reference Data:

1. UL 580-06 / 1897-04 Uplift Test
Force Engineering & Testing, Inc. (FBC Organization # TST-5328)
Report No. 587-0169T-15A, B
2. FM 4471-10, Section 4.4 Foot Traffic Resistance Test
Force Engineering & Testing, Inc. (FBC Organization # TST-5328)
Report No. 587-0169T-15C
3. Certificate of Independence
By Johnathan Green, P.E. (No. 88223) @ Force Engineering & Testing
(FBC Organization # ANE ID: 12901)


Test Standard Equivalency:

1. The UL 1897-04 test standard is equivalent to the UL 1897-2012 test standard.
2. The FM 4471-10, Foot Traffic Resistance test standard is equivalent to the FM 4471-92, Foot Traffic Resistance test standard




THIS ITEM HAS BEEN
DIGITALLY SIGNED AND
SEALED BY JOHNATHAN
GREEN ON THE DATE
ADJACENT TO THE SEAL.

PRINTED COPIES OF THIS
DOCUMENT ARE NOT
CONSIDERED SIGNED AND
SEALED AND THE
SIGNATURE MUST BE
VERIFIED ON ANY
ELECTRONIC COPIES.




Force Engineering & Testing
19530 Ramblewood Drive
Humble, Texas 77338
Phone: (281) 540-6603 FAX: (281) 540-9966
Website: www.forceengineeringtesting.com

Quality Assurance Entity:	The manufacturer has established compliance of roof panel products in accordance with the Florida Building Code and Rule 61G20-3.005 (3) for manufacturing under a quality assurance program audited by an approved quality assurance entity.
Minimum Slope Range:	Minimum Slope shall comply with Florida Building Code 2020, including Section 1507.4.2 and in accordance with Manufacturers recommendations. For slopes less than 3:12, lap sealant must be used in the panel side laps.
Installation:	Install per manufacturer's recommended details.
Underlayment:	Per Florida Building Code 2020, Section 1507.1 and manufacturer's installation guidelines.
Roof Panel Fire Classification:	Fire classification is not part of this acceptance.
Shear Diaphragm:	Shear diaphragm values are outside the scope of this report.
Design Procedure:	Based on the dimensions of the structure, appropriate wind loads are determined using Chapter 16 of the Florida Building Code 2020 for roof cladding wind loads. These component wind loads for roof cladding are compared to the allowable pressure listed above. The design professional shall select the appropriate erection details to reference in his drawings for proper fastener attachment to his structure and analyze the panel fasteners for pullout and pullover. Support framing must be in compliance with Florida Building Code 2020 Chapter 22 for steel, Chapter 23 for wood and Chapter 16 for structural loading.



THIS ITEM HAS BEEN
DIGITALLY SIGNED AND
SEALED BY JOHNATHAN
GREEN ON THE DATE
ADJACENT TO THE SEAL.

PRINTED COPIES OF THIS
DOCUMENT ARE NOT
CONSIDERED SIGNED AND
SEALED AND THE
SIGNATURE MUST BE
VERIFIED ON ANY
ELECTRONIC COPIES.



Force Engineering & Testing

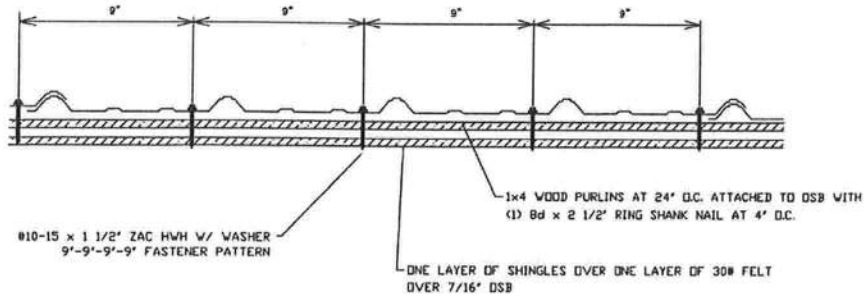
19530 Ramblewood Drive

Humble, Texas 77338


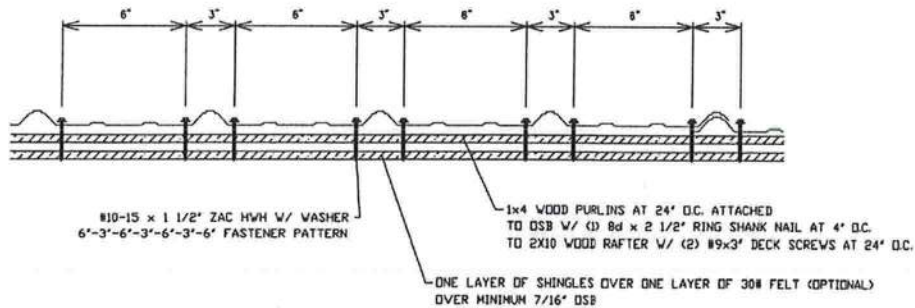
Phone: (281) 540-6603 FAX: (281) 540-9966

Website: www.forceengineeringtesting.com

MINIMUM 29 GA. CAPITAL RIB PANEL
 PANEL SYSTEM TYPE 1
 FASTENER PATTERN AT 24" O.C.



MINIMUM 29 GA. CAPITAL RIB PANEL
 PANEL SYSTEM TYPE 2
 FASTENER PATTERN AT 24" O.C.



THIS ITEM HAS BEEN
 DIGITALLY SIGNED AND
 SEALED BY JOHNATHAN
 GREEN ON THE DATE
 ADJACENT TO THE SEAL.

PRINTED COPIES OF THIS
 DOCUMENT ARE NOT
 CONSIDERED SIGNED AND
 SEALED AND THE
 SIGNATURE MUST BE
 VERIFIED ON ANY
 ELECTRONIC COPIES.