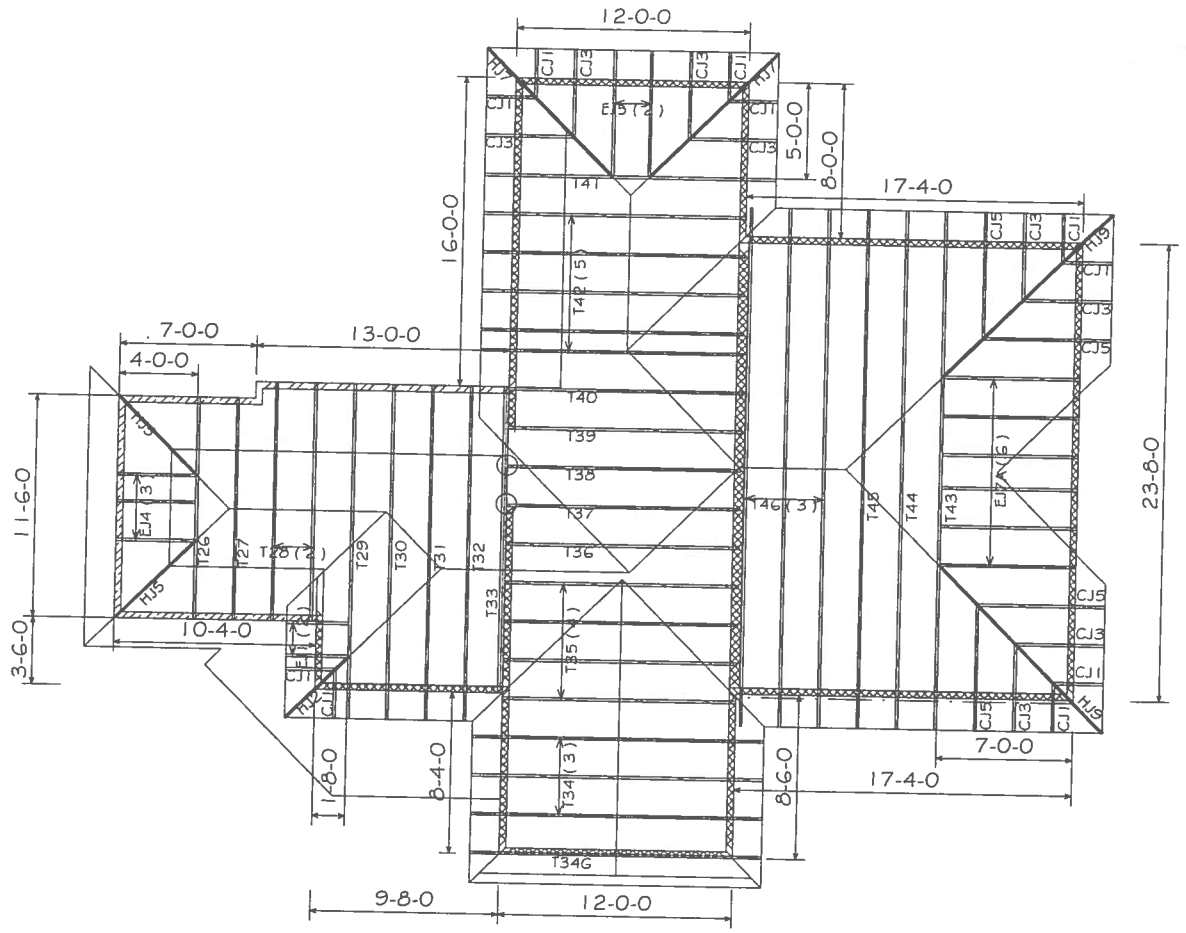

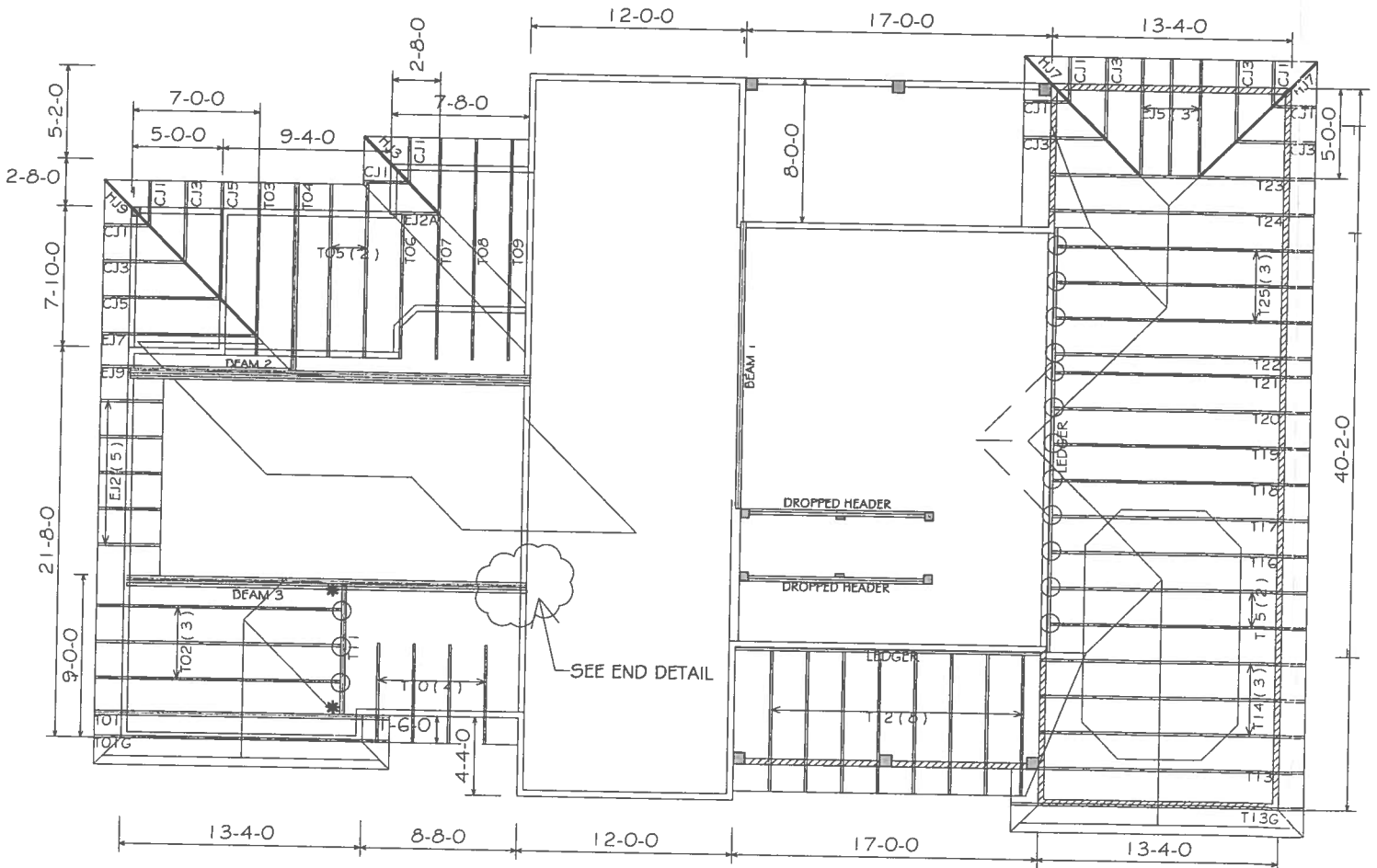

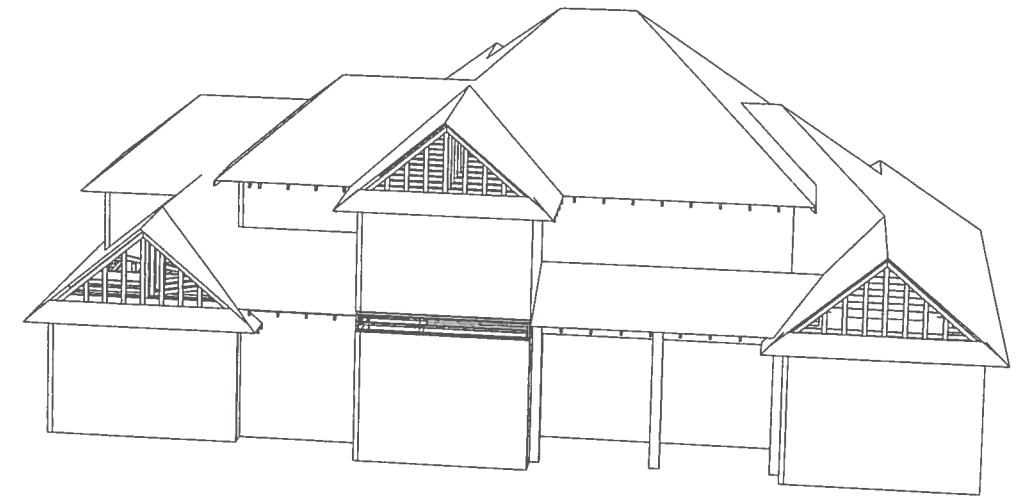

HANGER LEGEND

○ —— HTU26

✱ —— HGUS26-2

TRUSS INFORMATION:

ROOF PITCH: 4-10/12

CEILING: TRAY @ MSTR. BDRM

OVERHANG: 1' 6" / 1' 0"

HANGER LIST:
17 - HTU26
2 - HGUS26-2 (CONNECTS T11 TO T1F & T01)

VALLEY:
FRAMED BY OTHERS

NOTE: FOR ALL FLOOR TRUSS AND BEAM INFORMATION SEE FLOOR LAYOUT
ALL LEDGERS AND HEADERS BY OTHERS

BEARING HEIGHT SCHEDULE

	9' 0"
	10' 0"
	15' 8 3/8"
	16' 4 3/4"
	18' 4 3/4"

ALL WALL HEIGHTS BASED FROM THE MAIN SLAB. SECOND FLOOR WALLS OVER 9' FIRST FLOOR WALLS.

NOTES:

1) REFER TO HIB 91 (RECOMMENDATIONS FOR HANDLING INSTALLATION AND TEMPORARY BRACING) REFER TO ENGINEERED DRAWINGS FOR PERMANENT BRACING REQUIRED
2) ALL TRUSSES (INCLUDING TRUSSES UNDER VALLEY FRAMING) MUST BE COMPLETELY DECKED OR REFER TO DETAIL V105 FOR ALTERNATE BRACING REQUIREMENTS
3) ALL VALLEYS ARE TO BE CONVENTIONALLY FRAMED BY BUILDER.
4) ALL TRUSSES ARE DESIGNED FOR 2' o.c MAXIMUM SPACING, UNLESS OTHERWISE NOTED
5) ALL WALLS SHOWN ON PLACEMENT PLAN ARE CONSIDERED TO BE LOAD BEARING, UNLESS OTHERWISE NOTED
6) SY42 TRUSSES MUST BE INSTALLED WITH THE TOP BEING UP
7) ALL ROOF TRUSS HANGERS TO BE SIMPSON HTU26 UNLESS OTHERWISE NOTED ALL FLOOR TRUSS HANGERS TO BE SIMPSON THA422 UNLESS OTHERWISE NOTED
8) BEAM/HEADER/LINTEL (HDR) TO BE FURNISHED BY BUILDER

SHOP DRAWING APPROVAL

THIS LAYOUT IS THE SOLE SOURCE FOR FABRICATION OF TRUSSES AND VOIDS ALL PREVIOUS ARCHITECTURAL OR OTHER TRUSS LAYOUTS REVIEW AND APPROVAL OF THIS LAYOUT MUST BE RECEIVED BEFORE ANY TRUSSES WILL BE BUILT VERIFY ALL CONDITIONS TO INSURE AGAINST CHANGES THAT WILL RESULT IN EXTRA CHARGES TO YOU

Requested Delivery Date _____

Approved by _____ Date: _____

Builders FirstSource

Bunnell
PHONE 904-437-3349 FAX 904-437-3994

Jacksonville
PHONE 904-772-6100 FAX 904-772-1973

Lake City
PHONE 386-755-6894 FAX 386-755-7973

Sanford
PHONE 407-322-0059 FAX 407-322-5553

BUILDER: AARON SIMQUE		
LEGAL ADDRESS: LAKE CITY, FL		
MODEL: ZAC COOK RESIDENCE		REVISION / SCALE: NTS
DATE: 10/10/07	DRAWN BY: JP	JOB #: L256809