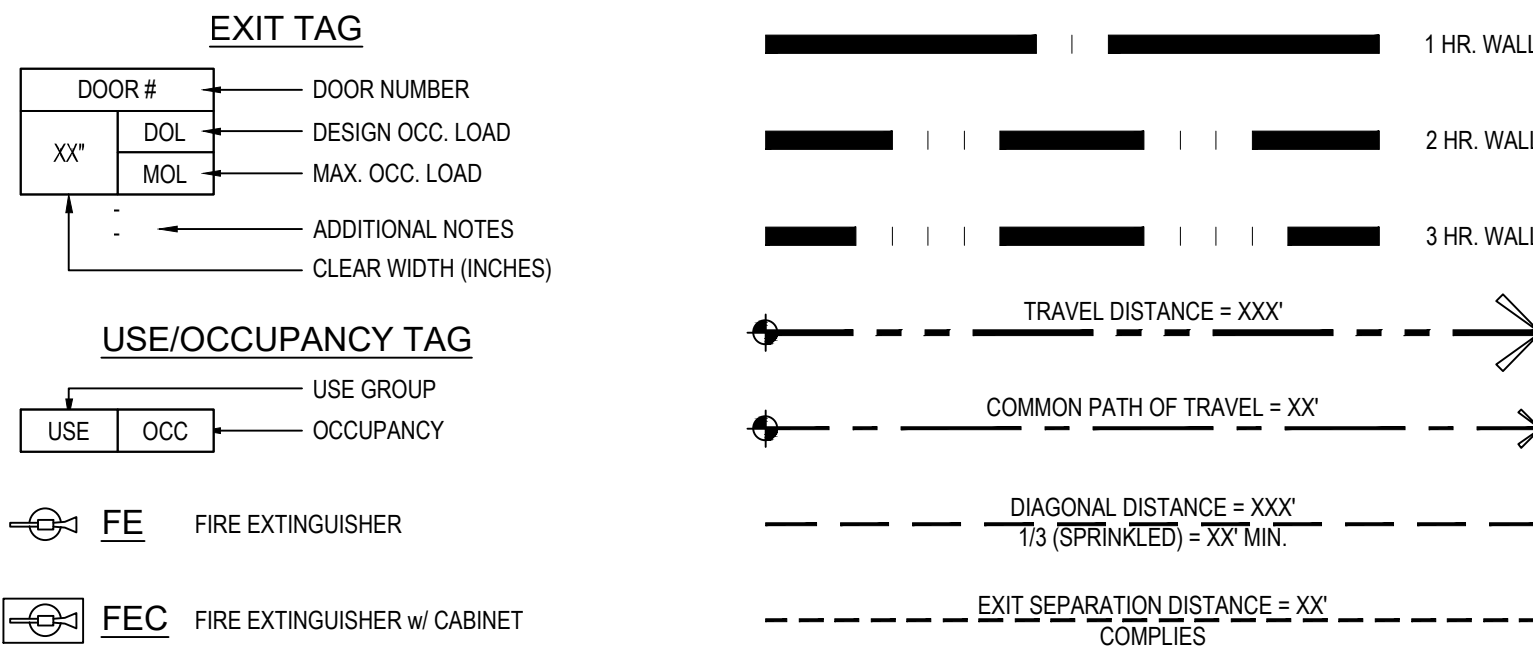


LEGEND



FIRE EXTINGUISHERS

- CLASS A HAZARD (ORDINARY)**
- MAXIMUM FLOOR AREA PER UNIT OF A = 1,500 SQ. FT. (EXAMPLE: 2A SHALL PROTECT 3,000 SQ. FT.)
 - MAXIMUM TRAVEL DISTANCE TO EXTINGUISHER = 75'
- CLASS B HAZARD (ORDINARY)**
- MAXIMUM TRAVEL DISTANCE TO 10B RATED EXTINGUISHER = 30'
 - MAXIMUM TRAVEL DISTANCE TO 20B RATED EXTINGUISHER = 50'
- CLASS C HAZARD**
- REQUIRED WHERE ENERGIZED ELECTRICAL EQUIPMENT CAN BE ENCOUNTERED
 - SHALL BE SIZED AND LOCATED ON THE BASIS OF CLASS A OR CLASS B HAZARD
- CLASS K HAZARD**
- REQUIRED WHERE THERE IS A POTENTIAL FOR FIRES INVOLVING COMBUSTIBLE COOKING MEDIA
 - MAXIMUM TRAVEL DISTANCE TO EXTINGUISHER = 30'
- GENERAL NOTES**
- DESIGN CRITERIA PER APPLICABLE BUILDING/FIRE CODES AND NFPA 10.
 - PROVIDE MINIMUM 2A-10B-C EXTINGUISHERS AS INDICATED ON PLAN OR AS DIRECTED BY AHJ.
 - COORDINATE FINAL QUANTITIES, LOCATIONS AND INSTALLATION w/ AHJ.
 - EXTINGUISHERS SHALL HAVE A GROSS WEIGHT NOT TO EXCEED 40 LBS.
 - EXTINGUISHERS SHALL BE INSTALLED w/ BOTTOM @ 4" AFF MIN.
 - EXTINGUISHERS SHALL BE INSTALLED w/ TOP @ 3'-6" AFF MAX - U.N.O.
 - EXTINGUISHER CABINETS (WHERE OCCUR) SHALL BE INSTALLED w/ TOP OF CABINET @ 4'-0" AFF MAX - U.N.O.


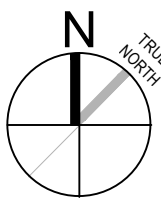
GENERAL NOTES

- REFER TO CODE SUMMARY ON SHEET CS FOR ADDITIONAL INFORMATION.
- REFER TO DOOR SCHEDULE ON SHEET A0.1 FOR EXIT HARDWARE & OPERATION.
- REFER TO ELECTRICAL DRAWINGS FOR EXIT SIGNS & EMERGENCY LIGHT INFORMATION.
- COORDINATE REQUIREMENTS FOR KNOX BOX(S) w/ AHJ.


OCCUPANT LOAD & EGRESS

OCCUPANT LOAD CALCULATIONS (PER AREA)		2023 FLORIDA BUILDING CODE	
SALES	M: 16,001 SQ FT / 60 SQ FT PER OCCUPANT=	267 OCCUPANTS	FBC TABLE 1004.5
	A-2: 259 SQ FT / 15 SQ FT PER OCCUPANT=	17 OCCUPANTS	FBC TABLE 1004.5
	B: 84 SQ FT / 150 SQ FT PER OCCUPANT=	1 OCCUPANTS	FBC TABLE 1004.5
	S-1: N/A SQ FT / 300 SQ FT PER OCCUPANT=	N/A	FBC TABLE 1004.5
	TOTAL SALES OCCUPANTS	285 OCCUPANTS	
STOCK ROOM			
S-1: 4,944 SQ FT / 300 SQ FT PER OCCUPANT=		17 OCCUPANTS	FBC TABLE 1004.5
TOTAL OCCUPANTS		302 OCCUPANTS	
EGRESS REQUIREMENTS (PER AREA)			
SALES			
EGRESS WIDTH REQUIRED (INCLUDING 50% FROM WAREHOUSE) 285 OCCUPANTS x 0.20' PER OCCUPANT =		57" REQUIRED	
EGRESS WIDTH PROVIDED: 1 DOOR x 36" = 36" CLEAR 1 DOOR w/ EMERG. BREAK-OUT (79" CLEAR) = 50% OCC. LOAD = 57" / 2 = 28.5" PERMITTED TOTAL EGRESS WIDTH PROVIDED:		62.5" PROVIDED (COMPLY)	FFPC TABLE 7.3.3.1
EXITS REQUIRED / PROVIDED		2 / 2	FFPC 7.4.1.2 & 36.2.4.1
MAXIMUM EXIT ACCESS TRAVEL DISTANCE 250'-0"		REFER TO LIFE SAFETY PLAN (COMPLY)	FFPC 36.2.6.2
STOCK ROOM			
EGRESS WIDTH REQUIRED (INCLUDING BREAK ROOM & OFFICE) 36 OCCUPANTS x 0.20' PER OCCUPANT =		7.2" REQUIRED	
EGRESS WIDTH PROVIDED: 2 DOORS x 36" = 72" CLEAR TOTAL EGRESS WIDTH PROVIDED:		68" PROVIDED (COMPLY)	FFPC TABLE 7.3.3.1
EXITS REQUIRED / PROVIDED		2 / 2	FFPC 7.4.1.1 (1) & 42.2.4
MAXIMUM EXIT ACCESS TRAVEL DISTANCE 250'-0"		REFER TO LIFE SAFETY PLAN (COMPLY)	FFPC TABLE 42.2.6

LIFE SAFETY PLAN
3/32"=1'-0"



Design and construction documents as instruments of services are given in confidence and remain the property of Onyx Creative. The use of this design and these construction documents for purposes other than the specific project named herein is strictly prohibited without expressed written consent of Onyx Creative.



SCHEDULE I 4-24-2025
SCHEDULE II -

Project No.: 24.0808
Drawn By: CFM
Date: 4-24-2025 Issue: Bid & Permit