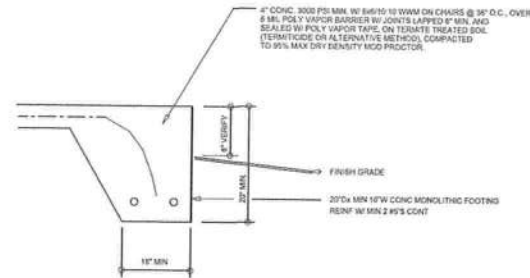
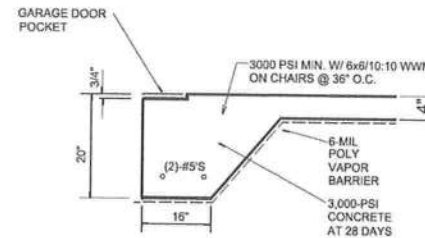


FOUNDATION PLAN
SCALE: 1/4" = 1'-0"

INTERIOR BEARING WALLS:
IT IS THE BUILDING CONTRACTOR'S RESPONSIBILITY TO VERIFY WITH THE TRUSS ENGINEERING ANY AND ALL INTERIOR BEARING WALL LOCATIONS AND FURNISH THE ENGINEER OR ARCHITECT OF RECORD TRUSS INFO SO THICKENED FOOTINGS CAN BE SIZED AND LOCATED ON THE FOUNDATION PLAN.

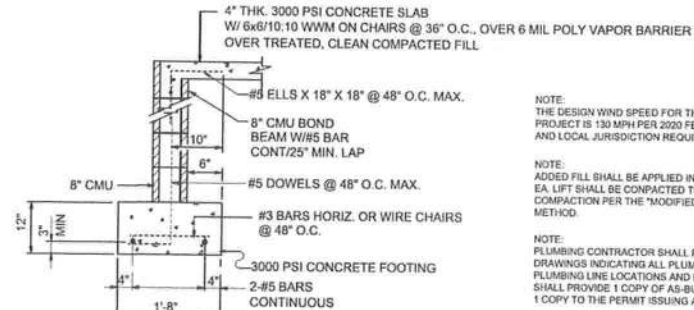


OPTIONAL
SCALE: 3/4" = 1'-0"



SECTION
SCALE: 3/4" = 1'-0"

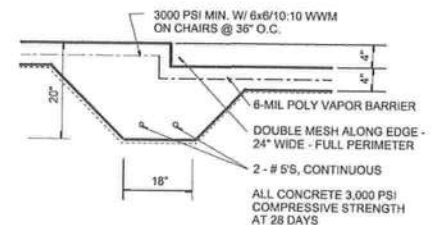
NOTE!
PRIOR TO THE CONSTRUCTION OF THE FOUNDATION, THE CONTRACTOR SHALL COORDINATE ANY INTERIOR BEARING WALL LOCATIONS WITH THE TRUSS ENGINEERED SHOP DRAWINGS WITH THE FOUNDATION PLAN. ANY INTERIOR BEARING WALLS OR ANY POINT LOADS OF 4.0 K OR GREATER SHALL BE SUPPORTED VIA A MODIFIED FOUNDATION PLAN. TAKING THESE LOADS INTO CONSIDERATION, THE CONTRACTOR SHALL MAKE THE ENGINEERED TRUSS SHOP DRAWINGS AVAILABLE TO THE ARCHITECT FOR THE PURPOSE OF RENDERING SUCH MODIFICATIONS PRIOR TO POURING ANY CONCRETE.



SECTION
SCALE: 3/4" = 1'-0"

CONCRETE / MASONRY / METALS GENERAL NOTES:

- DESIGN SOIL BEARING PRESSURE: 1000 PSF.
- EXPANSIVE SOILS: WHERE DIRECTED BY THE SOILS ENGINEER, SOIL AUGMENTATION PER THE SOILS ENGINEER'S SPECIFICATIONS SHALL BE IMPLEMENTED PRIOR TO PLACING ANY FOUNDATIONS - TESTS AS SPECIFIED SHALL BE PERFORMED TO DETERMINE THE SUITABILITY OF THE SUB-GRADE TO SUPPORT THE DESIGN LOADS.
- CLEAN SAND FILL OVER STRIPPED AND COMPACTED EXISTING G.O. SHALL BE PLACED IN 12" LIFTS. BOTH SUB-SOIL AND FILL COMPACTION SHALL BE NOT LESS THAN 95% AS MEASURED BY A MODIFIED PROCTOR TEST AT THE RATE OF ONE TEST FOR EACH 1500 SF OF BUILDING PAD AREA, OR FRACTION THEREOF, FOR EACH 12" LIFT.
- REINFORCING STEEL SHALL BE GRADE 60 AND MEET THE REQUIREMENTS OF ASTM A615. ALL BENDS SHALL BE MADE COLD.
- WELDED WIRE MESH SLAB REINFORCING SHALL MEET THE REQUIREMENTS OF ASTM A185 - MIN. YIELD STRESS = 65 KSI.
- CONCRETE SHALL BE STANDARD MIX Fc = 3000 PSI FOR ALL FTGS. SLABS, COLUMNS AND BEAMS OR SHALL BE STANDARD PUMP MIX Fc = 3000 PSI. STRENGTH SHALL BE ATTAINED WITHIN 28 DAYS OF PLACEMENT. MIXING, PLACING AND FINISHING SHALL BE AS PER ACI STANDARDS.
- CONCRETE BLOCK SHALL BE AS PER MANUFACTURER'S PRODUCT GUIDE FOR ASTM C-90 REQUIREMENTS WITH MEDIUM SURFACE FINISH - Fm = 1500 PSI.
- MORTAR SHALL BE TYPE "M" OR "N" FOR ALL MASONRY UNITS.
- STRUCTURAL STEEL SHALL CONFORM TO ASTM A36 STANDARDS FOR STRENGTH. BOLTS SHALL BE ASTM A307 / GRADE 1 OR A325, AS PER PLAN REQUIREMENTS.
- WELDS SHALL BE AS PER "AMERICAN WELDING SOCIETY" STANDARDS FOR STRUCTURAL STEEL APPLICATIONS.
- 2X4 P.T. WOOD SILL CONT. ALL AROUND W/ 5/8" A.B. W/ 3" SQ. X 1/4" PLATE WASHERS WITHIN 6" FROM EACH CORNER, EA. WAY, & WITHIN 6" FROM ALL WALL OPENINGS / ENDS - 1/2" A.B. W/ 2" SQ. WASHERS ALONG EACH RUN @ 48" O.C. MAX. - ALL ANCHOR BOLTS SHALL HAVE A MINIMUM OF 8" EMBEDMENT INTO THE CONCRETE.



SECTION
SCALE: 3/4" = 1'-0"

NOTE:
THE DESIGN WIND SPEED FOR THIS PROJECT IS 130 MPH PER 2020 FBC (7TH EDITION) AND LOCAL JURISDICTION REQUIREMENTS.

NOTE:
ADDED FILL SHALL BE APPLIED IN 8" LIFTS - EA. LIFT SHALL BE COMPACTED TO 95% DRY COMPACTION PER THE "MODIFIED PROCTOR" METHOD.

NOTE:
PLUMBING CONTRACTOR SHALL PREPARE "AS-BUILT" SHOP DRAWINGS INDICATING ALL PLUMBING WORK, INCLUDING ALL PLUMBING LINE LOCATIONS AND RISER DIAGRAM - CONTR SHALL PROVIDE 1 COPY OF AS-BUILT DWGS TO OWNER AND 1 COPY TO THE PERMIT ISSUING AUTHORITY.

NOTE:
H.V.A.C. CONTRACTOR SHALL PREPARE "AS-BUILT" SHOP DRAWINGS INDICATING ALL H.V.A.C. WORK, INCLUDING ALL DUCTWORK, LOC., SIZES, LINES, EQUIPMENT SCH. & BALANCING REPORT - CONTR SHALL PROVIDE 1 COPY OF AS-BUILT DWGS TO OWNER & 1 COPY TO THE PERMIT ISSUING AUTHORITY.

REVISIONS
April 12, 2022

SOFTPLAN

FOUNDATION PLAN
SCALE: 1/4" = 1'-0"

MODEL 1956 FOR:
LOT 8, CROSSWINDS
PROJECT ADDRESS: COLUMBIA COUNTY, FLORIDA
RHETT SMITHEY
ARCHITECT
LAKE CITY, FLORIDA

ARC000005

NICHOLAS PAUL GEISLER
ARCHITECT
N.C.A.A. Certified
1720 NW Brown Rd.
LAKE CITY, FL 32655
(850) 355-4355

JOB NUMBER
20220401

SHEET NUMBER

S.1

OF 4 SHEETS

NOTE: ALL DRAWINGS NOT TO BE SCALED, WRITTEN DIMENSIONS TAKE PRECEDENCE OVER SCALED DIMENSIONS