



TEST NO. SBC-580-020 ON MAY 24, 2000 INCLUDED CLASS WINDOWS IN THE DOOR BEING USED. THE TEST PRESSURES WERE +49.5 PSF AND -51.9 PSF. BY COMPARISON, EIGHT (8) WINDOWS MAY BE INSTALLED IN (1) ONE SECTION OF THE 16' X 7' AND 16' X 8' MODEL 1500-D DOORS.



BOILING & ZAPPING INSPECTOR UNIT, FL  
 NUT  
 BOLD  
 my foreman  
 Examiner Signature  
 License No. 18001520

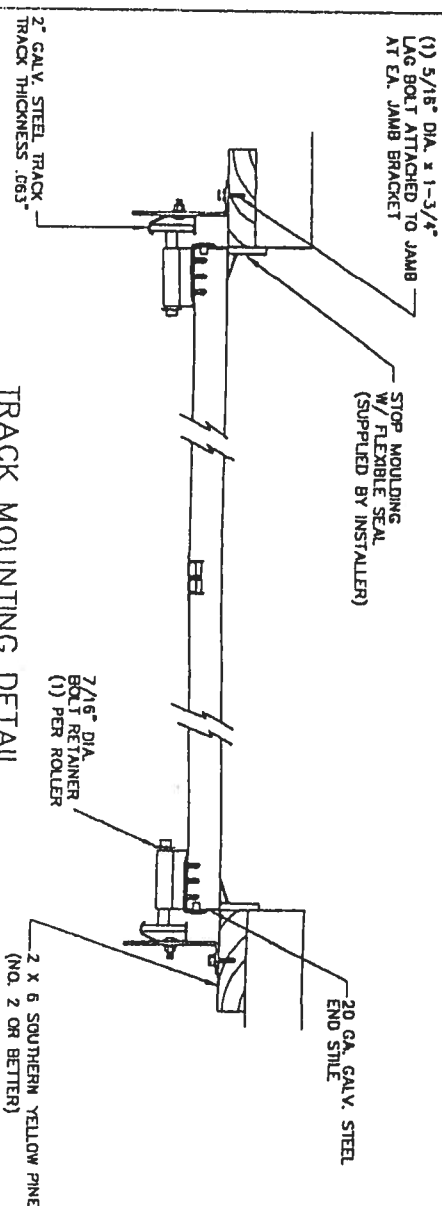
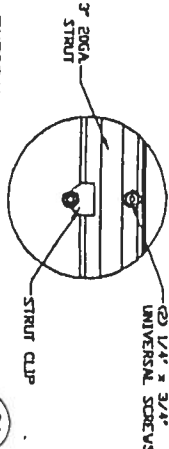
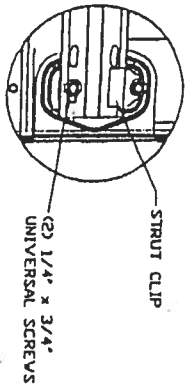
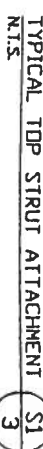
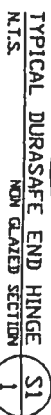
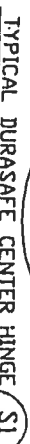


## SPECIFICATIONS AND NOTES

- |     |  |         |
|-----|--|---------|
|     | MAY SIZE<br>16 x 8                     |         |
|     | DESIGN LOADS<br>+28.1 PSY<br>-29.3 PSY |         |
|     | TOTL LOADS<br>+40.3 PSY<br>-40.3 PSY   |         |
| NO. | DESCRIPTION OF FINISHES                |         |
|     |  | DWG. IT |
- 350 SOUTH OCEAK BLVD  
VANDERBILT, NC 27883
- # Amarri

(C)1997 STELL

**RATED FOR 110 MPH FASTEST-MILE BASIC WIND SPEEDS**



### TRACK MOUNTING DETAIL