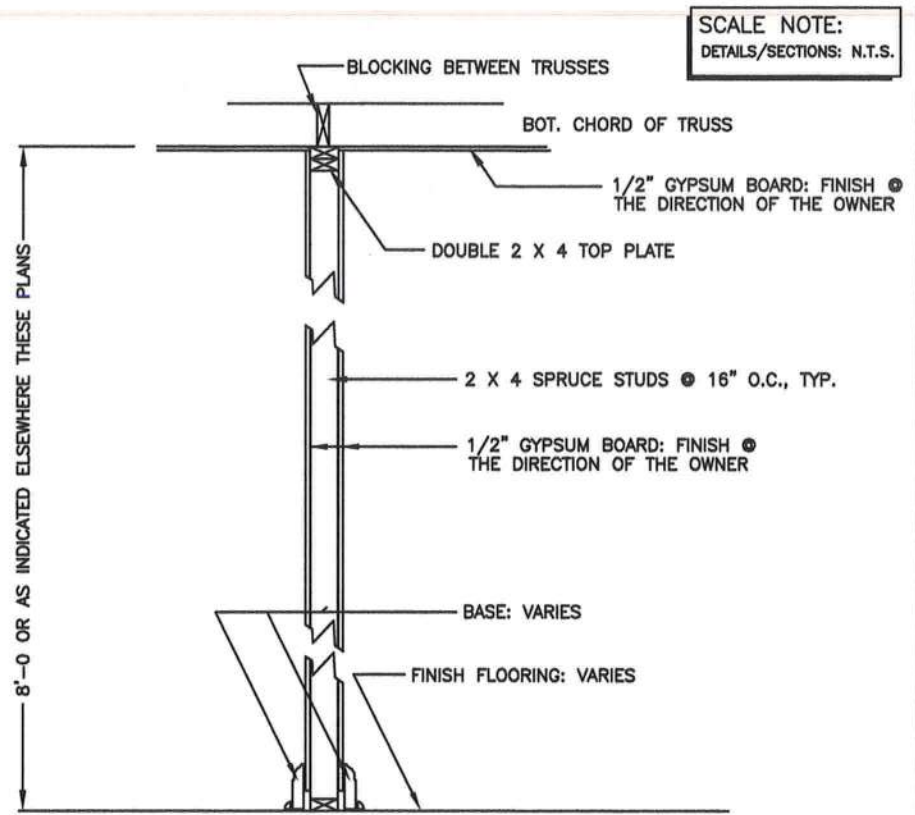
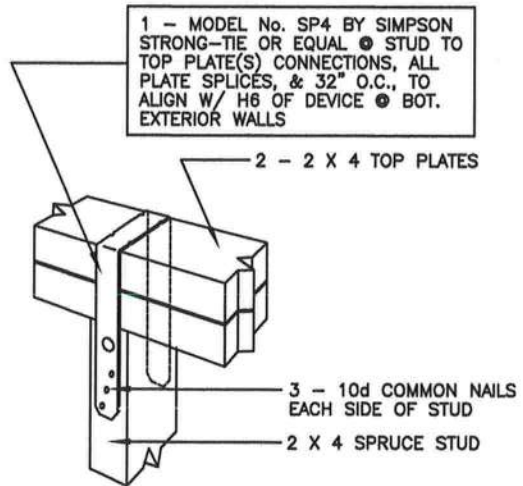


1 SHEATHING DETAIL - ELEVATION VIEW  
S2.1.0 N.T.S.

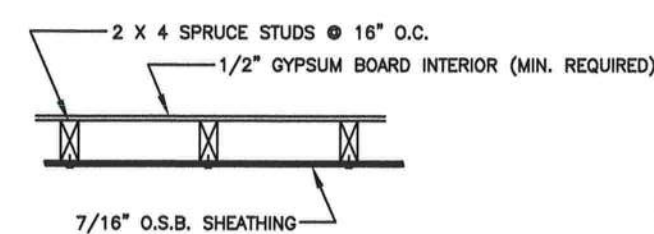


2 SECTION THROUGH NON - BEARING PARTITION WALL(S), TYPICAL  
S2.1.0 N.T.S.

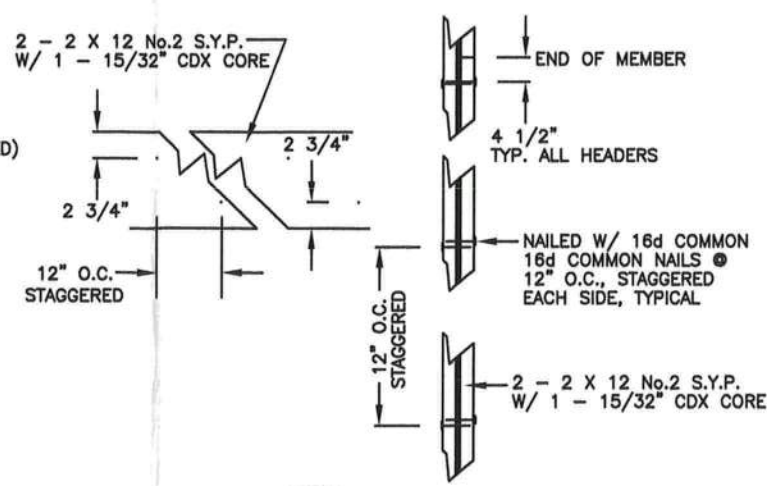


1A DETAIL S1  
S2.1.0 N.T.S.

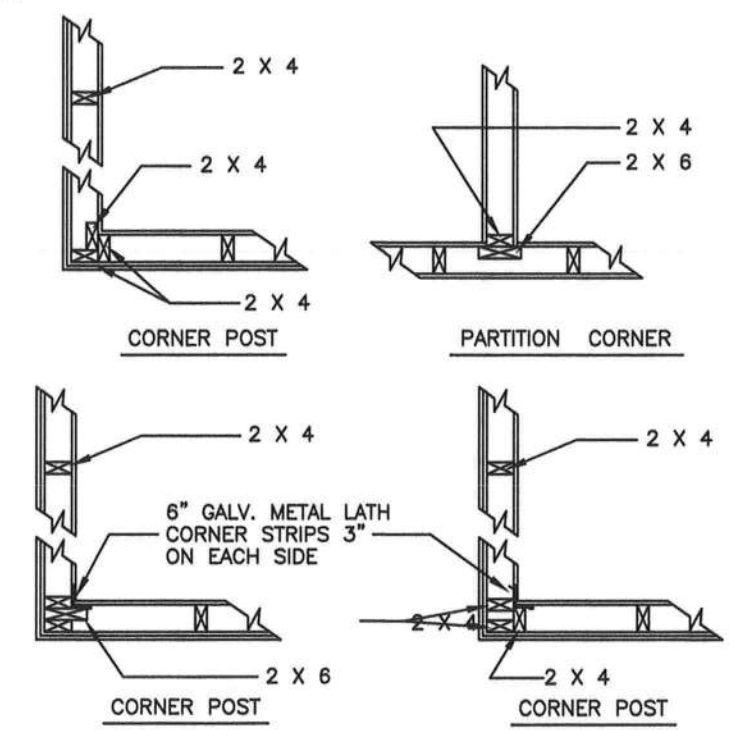
NOTE: GYPSUM BOARD IS TO BE INSTALLED W/ 5d (COOLER) NAILS @ 7\"/>



1B EXTERIOR SHEATHING PLAN VIEW  
S2.1.0 N.T.S.



3 DOOR / WINDOW HEADER  
S2.1.0 SCALE: N.T.S.



4 SUGGESTED FRAMING TECHNIQUES @ CORNERS  
S2.1.0 N.T.S.

PROJECT No.  
MANUEL-S2.1.0.DWG  
SHEET No.  
S2.1.0

DATE  
12/06/11  
REFERENCED SECTIONS & DETAILS  
MISC. NOTES, REFERENCES & INSTRUCTIONS  
© 2011 KEEN ENGINEERING & SURVEYING, INC.

Curtis E. Keen, PE #23836  
Certification of Authorization #3761  
DATE:

MANUEL RESIDENCE ADDITION  
COLUMBIA COUNTY, FLORIDA

KEEN ENGINEERING  
& SURVEYING, INC.

9263 CR 417  
LIVE OAK, FLORIDA 32060  
386-362-4787  
ENG. LIC. EB 3761