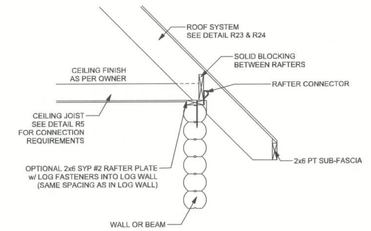

R12 EAVE OVERHANG CONVENTIONALY FRAMED
SCALE: 1/2" = 1'-0"

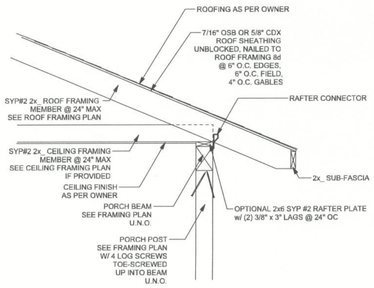

P18 TYPICAL PORCH ROOF / BEAM CONNECTION
SCALE: 1/2" = 1'-0"

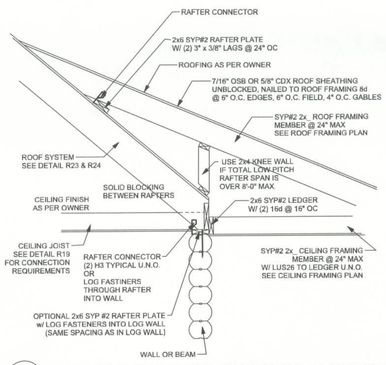

P17 TYP. LOW PITCH ROOF / MAIN ROOF CONNECTION
SCALE: 1/2" = 1'-0"

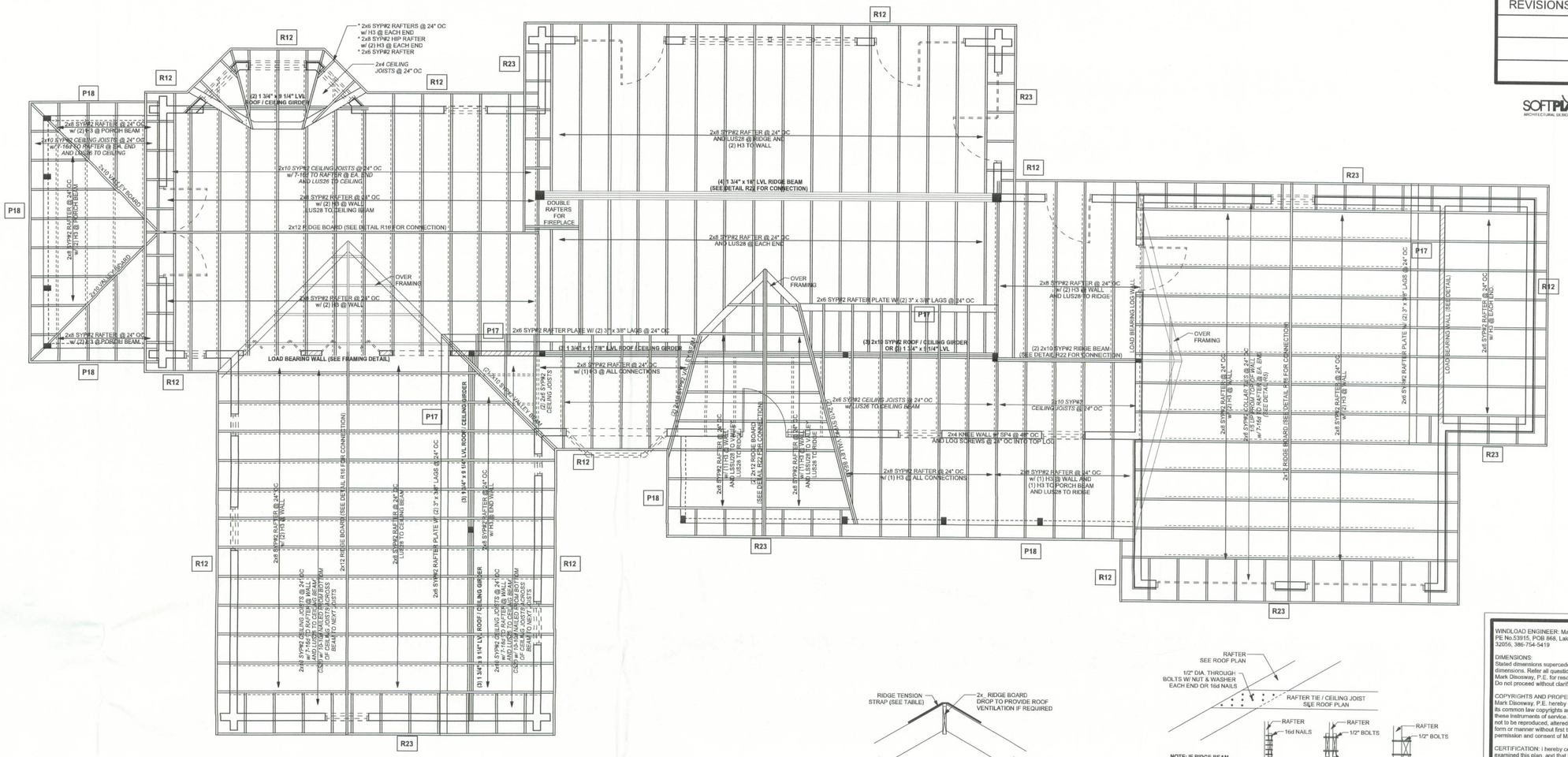
* 2x6 SYP#2 RAFTERS @ 24" OC
w/ H3 @ EACH END
* 2x8 SYP#2 HIP RAFTER
w/ (2) H3 @ EACH END
* 2x6 SYP#2 RAFTER
2x4 CEILING
JOISTS @ 24" OC
(2) 1 3/4" x 9 1/4" LVL
ROOF / CEILING GIRDER
2x8 SYP#2 RAFTER @ 24" OC
w/ (2) H3 @ PORCH BEAM
2x10 SYP#2 CEILING JOISTS @ 24" OC
w/ 7-16d TO RAFTER @ EA. END
AND LUS26 TO CEILING
2x10 VALLEY BOARD
2x10 RIDGE BOARD
2x8 SYP#2 RAFTER @ 24" OC
w/ (2) H3 @ PORCH BEAM
2x8 SYP#2 RAFTER @ 24" OC
AND LUS28 @ RIDGE AND
(2) H3 TO WALL
2x10 SYP#2 CEILING JOISTS @ 24" OC
w/ 7-16d TO RAFTER @ EA. END
AND LUS26 TO CEILING
2x8 SYP#2 RAFTER @ 24" OC
w/ (2) H3 @ WALL
LUS28 TO CEILING BEAM
2x12 RIDGE BOARD (SEE DETAIL R19 FOR CONNECTION)
DOUBLE
RAFTERS
FOR
FIREPLACE
(4) 1 3/4" x 18" LVL RIDGE BEAM
(SEE DETAIL R22 FOR CONNECTION)
2x8 SYP#2 RAFTER @ 24" OC
AND LUS28 @ EACH END
OVER
FRAMING
2x8 SYP#2 RAFTER @ 24" OC
w/ (2) H3 @ WALL
2x6 SYP#2 RAFTER PLATE W/ (2) 3" x 3/8" LAGS @ 24" OC
2x8 SYP#2 RAFTER @ 24" OC
w/ (2) H3 @ WALL
AND LUS28 TO RIDGE
2x8 SYP#2 RAFTER @ 24" OC
w/ (2) H3 @ PORCH BEAM
LOAD BEARING WALL (SEE FRAMING DETAIL)
2x6 SYP#2 RAFTER PLATE W/ (2) 3" x 3/8" LAGS @ 24" OC
(2) 1 3/4" x 11 7/8" LVL ROOF / CEILING GIRDER
2x8 SYP#2 RAFTER @ 24" OC
w/ (1) H3 @ ALL CONNECTIONS
(3) 2x10 SYP#2 ROOF / CEILING GIRDER
OR (3) 1 3/4" x 9 1/4" LVL
(2) 2x10 SYP#2 RIDGE BEAM
(SEE DETAIL R22 FOR CONNECTION)
2x6 SYP#2 CEILING JOISTS @ 24" OC
w/ LUS26 TO CEILING BEAM
2x10 SYP#2
CEILING JOISTS @ 24" OC
2x4 KNEE WALL W/ SP4 @ 48" OC
AND LOG SCREWS @ 24" OC INTO TOP LOG
2x8 SYP#2 RAFTER @ 24" OC
w/ (1) H3 @ ALL CONNECTIONS
2x8 SYP#2 RAFTER @ 24" OC
w/ (1) H3 @ WALL AND
(1) H3 TO PORCH BEAM
AND LUS28 TO RIDGE
2x6 SYP#2 RAFTER @ 24" OC
w/ H3 @ END WALL
2x6 SYP#2 RAFTER @ 24" OC
w/ H3 @ WALL
2x6 SYP#2 RAFTER PLATE W/ (2) 3" x 3/8" LAGS @ 24" OC
LOAD BEARING WALL (SEE DETAIL)
2x6 SYP#2 RAFTER @ 24" OC
w/ H3 @ EACH END
2x12 RIDGE BOARD (SEE DETAIL R19 FOR CONNECTION)
(3) 1 3/4" x 9 1/4" LVL ROOF / CEILING GIRDER
2x6 SYP#2 RAFTER @ 24" OC
AND LUS28 TO RIDGE
2x6 SYP#2 RAFTER @ 24" OC
AND LUS28 TO CEILING BEAM
2x6 SYP#2 RAFTER PLATE W/ (2) 3" x 3/8" LAGS @ 24" OC
2x6 SYP#2 RAFTER @ 24" OC
w/ H3 @ END WALL
2x6 SYP#2 CEILING JOISTS @ 24" OC
w/ 7-16d TO RAFTER @ EA. END
AND LUS26 TO CEILING BEAM
CEILING JOISTS LAPPED OVER
BEAM TO NEXT JOISTS
2x6 SYP#2 CEILING JOISTS @ 24" OC
w/ 7-16d TO RAFTER @ EA. END
AND LUS26 TO CEILING BEAM
CEILING JOISTS LAPPED OVER
BEAM TO NEXT JOISTS
2x6 SYP#2 RAFTER PLATE W/ (2) 3" x 3/8" LAGS @ 24" OC
2x6 SYP#2 RAFTER @ 24" OC
AND LUS28 TO RIDGE
2x6 SYP#2 RAFTER @ 24" OC
AND LUS28 TO VALLEY