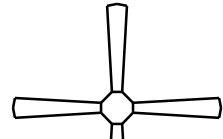















REVISIONS SCHEDULE	
PROPOSAL	Mar. 10th, 2022
REVISIONS	May 5th, 2022
REVISIONS	JUNE 1st, 2022

CUSTOM HOME FOR:
THOMAS RESIDENCE
COLUMBIA COUNTY, FLORIDA

RIDGEPOINT DESIGN
566 SW ARLINGTON BLVD. STE 101, LAKE CITY, FL 32025
P: 386-288-1188
E: RIDGEPOINTDESIGN@GMAIL.COM

ELECTRICAL LEGEND		
ELECTRICAL	COUNT	SYMBOL
CEILING FAN	4	
CAN LIGHT 6inch	20	
EXHAUST FAN	2	
OUTLET	20	
OUTLET 220v	4	
OUTLET GFI	8	
OUTLET WP	3	
SMOKE DETECTOR	4	
STANDARD LIGHT	7	
SWITCH	17	
SWITCH 3 WAY	12	
VANITY BAR LIGHT - SMALL	3	
MOTION SECURITY LIGHT	4	
CARBON DETECTOR	1	

ELECTRICAL PLAN NOTES:

INSTALLATION SHALL BE PER LATEST NAT'L ELECTRIC CODE.

WIRE ALL APPLIANCES, HVAC UNITS AND OTHER EQUIPMENT PER MANUF. SPECIFICATIONS

CONSULT WITH THE OWNER FOR THE NUMBER OF SEPERATE TELEPHONE LINES TO BE INSTALLED

ALL SMOKE DETECTORS SHALL BE 120v W/ BATTERY BACKUP OF THE PHOTOELECTRIC TYPE, AND SHALL BE INTERLOCKED TOGETHER. INSTALL INSIDE AND NEAR ALL BEDROOMS

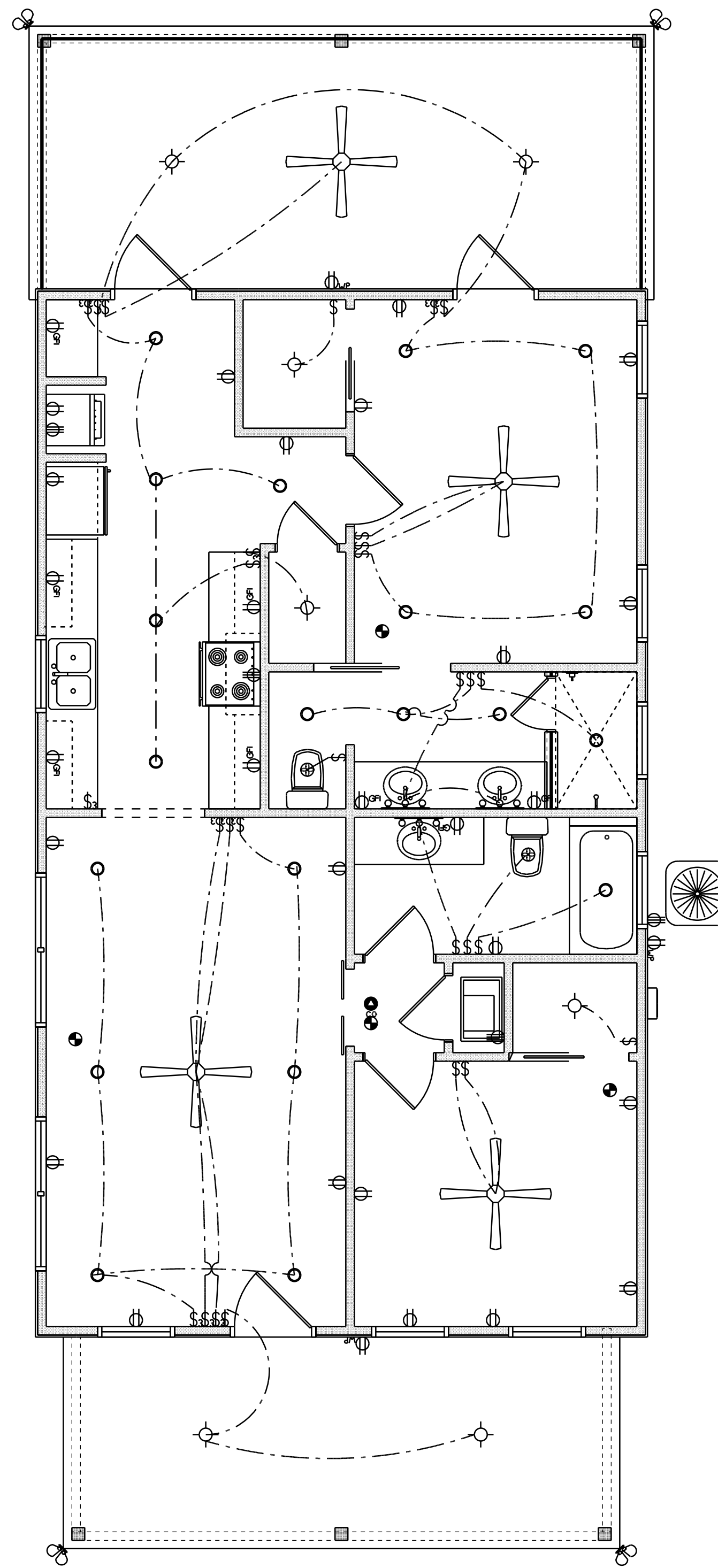
TELEPHONE, TELEVISION AND OTHER LOW VOLTAGE DEVICES OR OUTLETS SHALL BE AS PER THE OWNER'S DIRECTIONS, & IN ACCORDANCE W/ APPLICABLE SECTIONS OF NEC-LATEST EDITION.

ALL RECEPTICALS, NOT OTHERWISE NOTED, SHALL BE ARC FAULT INTERRUPTER TYPE, EXCEPT DEDICATED OUTLETS

ALL RECEPTICALS IN WET AREAS SHALL BE GROUND FAULT INTERRUPTER TYPE (GFI)

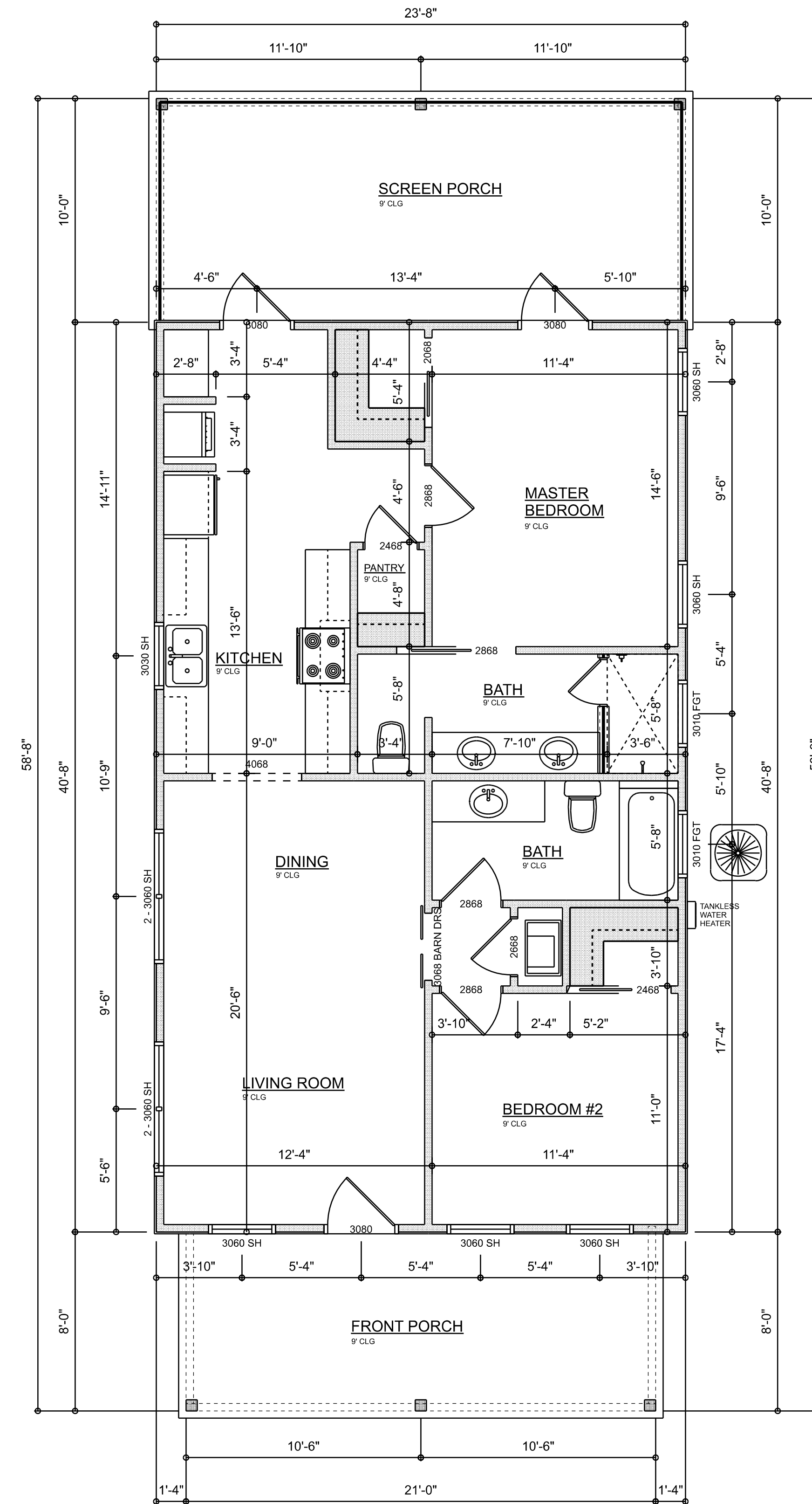
ALL EXTERIOR RECEPTICALS SHALL BE WEATHERPROOF GROUND FAULT INTERRUPTER TYPE (WP/GFI)

NOTE:
ELECTRICAL CONTR SHALL PREPARE "AS-BUILT" SHOP DWGS INDICATING ALL ELECTRICAL WORK, INCLUDING ANY CHANGES TO THE ELEC. PLAN, ADDNS TO THE ELEC. PLAN, RISER DIAGRAM, AS-BUILT PANEL SCHEDULE W/ ALL CKTS IDENTIFIED W/ CKT Nr. DESCRIPTION & BRKR. SERVICE ENT. & ALL UNDERGROUND WIRE LOCATIONS/ROUTING / DEPTH. RISER DIA. SHALL INCLUDE WIRE SIZES/TYPE & EQUIPMENT TYPE W/ RATINGS & LOADS.
CONTRACTOR SHALL PROVIDE 1 COPY OF AS-BUILT DWGS TO OWNER & 1 COPY TO THE PERMIT ISSUING AUTHORITY



ELECTRICAL FLOOR PLAN

SCALE: 1/4" = 1'-0"



DIMENSIONED FLOOR PLAN

SCALE: 1/4" = 1'-0"

AREA SUMMARY

LIVING	962	S.F.
ENTRY PORCH	168	S.F.
SCREEN PORCH	237	S.F.
TOTAL AREA	1,367	S.F.

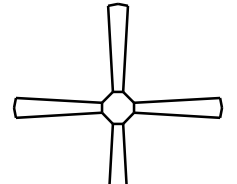

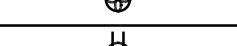

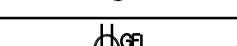
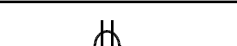

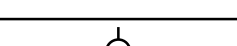
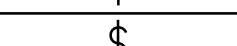





TOTAL CUBIC FOOTAGE OF CONDITIONED SPACE IS: 8,658

REVISIONS SCHEDULE	
PROPOSAL	Mar. 10th, 2022
REVISIONS	May 5th, 2022
REVISIONS	JUNE 1st, 2022

CUSTOM HOME FOR:
THOMAS RESIDENCE
COLUMBIA COUNTY, FLORIDA

RIDGEPOINT DESIGN
566 SW ARLINGTON BLVD. STE 101, LAKE CITY, FL 32025
P: 386-288-1188
E: RIDGEPOINTDESIGN@GMAIL.COM

SHEET NUMBER
A.2
OF 8 SHEETS

ELECTRICAL LEGEND		
ELECTRICAL	COUNT	SYMBOL
CEILING FAN	4	
CAN LIGHT 6inch	20	
EXHAUST FAN	2	
OUTLET	20	
OUTLET 220v	4	
OUTLET GFI	8	
OUTLET WP	3	
SMOKE DETECTOR	4	
STANDARD LIGHT	7	
SWITCH	17	
SWITCH 3 WAY	12	
VANITY BAR LIGHT - SMALL	3	
MOTION SECURITY LIGHT	4	
CARBON DETECTOR	1	

ELECTRICAL PLAN NOTES:

INSTALLATION SHALL BE PER LATEST NAT'L ELECTRIC CODE.

WIRE ALL APPLIANCES, HVAC UNITS AND OTHER EQUIPMENT PER MANUF. SPECIFICATIONS

CONSULT WITH THE OWNER FOR THE NUMBER OF SEPERATE TELEPHONE LINES TO BE INSTALLED

ALL SMOKE DETECTORS SHALL BE 120v W/ BATTERY BACKUP OF THE PHOTOELECTRIC TYPE, AND SHALL BE INTERLOCKED TOGETHER. INSTALL INSIDE AND NEAR ALL BEDROOMS

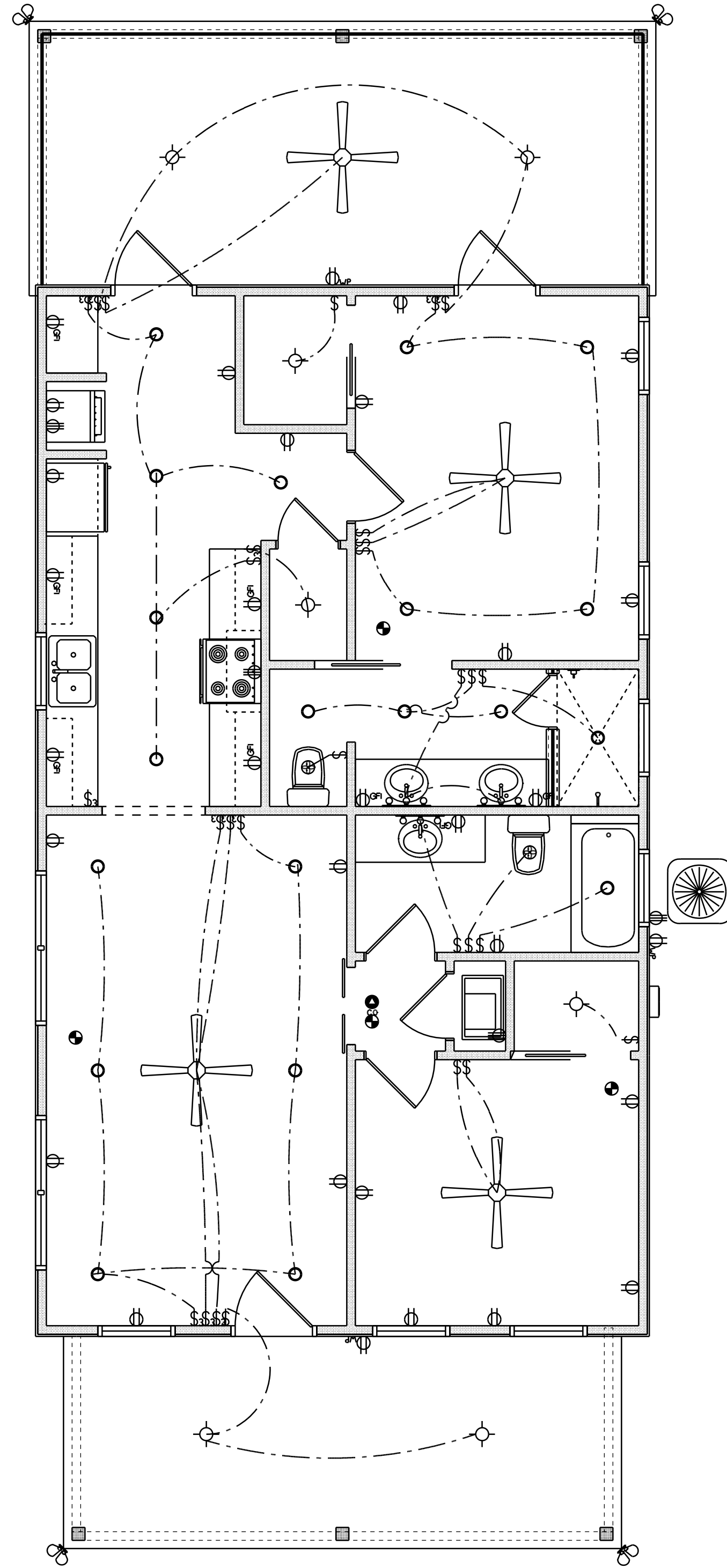
TELEPHONE, TELEVISION AND OTHER LOW VOLTAGE DEVICES OR OUTLETS SHALL BE AS PER THE OWNERS DIRECTIONS, & IN ACCORDANCE W/ APPLICABLE SECTIONS OF NEC-LATEST EDITION.

ALL RECEPTICALS, NOT OTHERWISE NOTED, SHALL BE ARC FAULT INTERRUPTER TYPE, EXCEPT DEDICATED OUTLETS

ALL RECEPTICALS IN WET AREAS SHALL BE GROUND FAULT INTERRUPTER TYPE (GFI)

ALL EXTERIOR RECEPTICALS SHALL BE WEATHERPROOF GROUD FAULT INTERRUPTER TYPE (WP/GFI)

NOTE:
ELECTRICAL CONTR SHALL PREPARE "AS-BUILT" SHOP DWGS INDICATING ALL ELECTRICAL WORK, INCLUDING ANY CHANGES TO THE ELEC. PLAN, ADD'NS TO THE ELEC. PLAN, RISER DIAGRAM, AS-BUILT PANEL SCHEDULE W/ ALL CKTS IDENTIFIED W/ CKT Nr. DESCRIPTION & BRKR. SERVICE ENT. & ALL UNDERGROUND WIRE LOCATIONS/ROUTING / DEPTH. RISER DIA. SHALL INCLUDE WIRE SIZES/TYPE & EQUIPMENT TYPE W/ RATINGS & LOADS.
CONTRACTOR SHALL PROVIDE 1 COPY OF AS-BUILT DWGS TO OWNER & 1 COPY TO THE PERMIT ISSUING AUTHORITY



ELECTRICAL FLOOR PLAN

SCALE: 1/4" = 1'-0"

REVISIONS SCHEDULE	
PROPOSAL	Mar. 10th, 2022
REVISIONS	May 5th, 2022
REVISIONS	JUNE 1st, 2022

CUSTOM HOME FOR:
THOMAS RESIDENCE
COLUMBIA COUNTY, FLORIDA

RIDGEPOINT DESIGN
566 SW ARLINGTON BLVD. STE. 101, LAKE CITY, FL 32025
P: 386-288-1188
E: RIDGEPOINTDESIGN@GMAIL.COM

SHEET NUMBER
OF 8 SHEETS