DESIGN SPECIFICATIONS

- DESIGN CODES:
  - 2017 FLORIDA BUILDING CODE (FBC) - RESIDENTIAL
  - ASCE 7-10, 2005
  - NDS, AC1, ATIC, AWPA, APA, ICC 600.08
- OCCUPANCY: RESIDENTIAL GROUP R-3 (ONE- AND TWO-FAMILY DWELLINGS
- DESIGN LOADS:

  ROOF TRUSS:
  LL 20 PSF TOP CHORD
  LL 0 PSF BOTTOM CHORD
  DL 7 PSF TOP CHORD
  DL 5 PSF BOTTOM CHORD

  ROOF CONVENTIONAL FRAMING:
  LL 20 PSF RAFTERS
  LL 20 PSF CEILING JOISTS
  DL 10 PSF RAFTERS
  DL 10 PSF CEILING JOISTS
  DL 30 PSF ATTICS WITH STORAGE
  DL 10 PSF ATTICS W/O STORAGE

  FLOORS:
  LL 40 PSF TOP CHORD
  LL 0 PSF BOTTOM CHORD
  DL 10 PSF TOP CHORD
  DL 5 PSF BOTTOM CHORD
- MAXIMUM HEIGHT OF STRUCTURE:
- NUMBER OF STORIES: 1
- TYPE OF CONSTRUCTION: TYPE V-B, UNPROTECTED, UNSPRINKLERED
- WIND ZONE INFORMATION
  BUILDING: ENCLOSED STRUCTURE
  ULTIMATE DESIGN WIND SPEED: 130 MPH
  NOMINAL DESIGN WIND SPEED: 110 MPH
  BUILDING RISK CATEGORY: II
  WIND EXPOSURE CATEGORY: C
  INTERNAL PRESSURE COEFFICIENT: 0.18 (Cgi ±

NOTE

Simpson Strong-Tie Co. Strong-Drive SDWC TRUSS Screws may be used for uplift connection in lieu of straps. Strong-Drive SDWC TRUSS Screws to be installed per manufacturer's specifications.

Simpson Strong-Tie Co. Titen HD Heavy-Duty Screw Anchors 3/8" x 3", minimum spacing of 42" o.c., may be used in lieu of 3/8"x10" anchor bolts with 3"x3"x1/8" washer. Titen HD Heavy-Duty Screw Anchors shall be installed per manufacturer's specifications.

ROOF SHEATHING FASTENING

- 4" O.C. GABLE END
- 6" O.C. EDGES (ALL ZONES)
- 6" O.C. INTERMEDIATE FRAMING (ZONE 3)
- 12" O.C. INTERMEDIATE FRAMING (ZONES 1 & 2)

SEE FIGURE R609.2.3.1, SECTION R803.1, 2017 FLORIDA BUILDING CODE - RESIDENTIAL, SIXTH EDITION FOR ROOF SHEATHING NAILING ZONES

ROOF NOTES

ROOF PITCH LESS THEN 4:12 ONE LAYER OF UNDERLAYMENT IS REQUIRED

OVERLAP ROOFING UNDERLAYMENT: KNIKE OVER HIPS AND RIDGES

BUTTON CAP NAILS ARE USED TO FASTEN UNDERLAYMENT TO ROOF DECK WHEN SHINGLES NOT INSTALLED SAME DAY

DRIP EDGE INSTALLED OVER THE UNDERLAYMENT AT RAKES AND UNDER THE UNDERLAYMENT AT EAVES

ALL ROOF PENETRATIONS ARE PROPERLY FLASHED W/ FLASHING OF THE CORRECT SIZE FOR THE PENETRATION

METAL ROOFING ATTACHED W/ CORRECT FASTENERS PER CODE AND MANUFACTURER SPECS

1" SPACE IS MAINTAINED BETWEEN THE END OF THE GUTTER AND THE WALL CLADDING

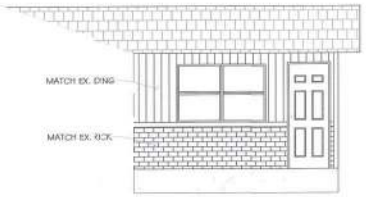

FRONT ELEVATION
SCALE: 1/4"=1'

FRONT ELEVATION
SCALE: 1/4"=1'

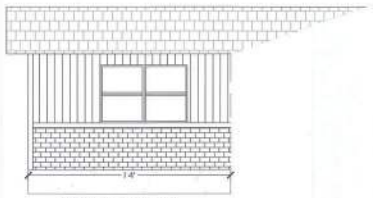

RIGHT ELEVATION
SCALE: 1/4"=1'

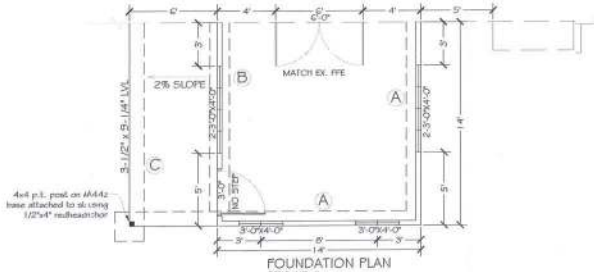

FOUNDATION PLAN
SCALE: 1/4"=1'

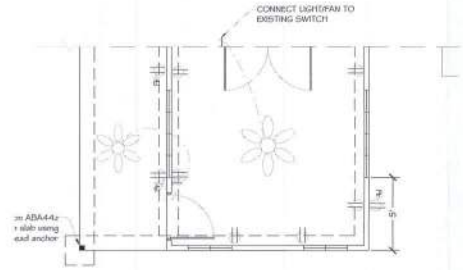

ELECTRIC PLAN
SCALE: 1/4"=1'

ALL ELECTRICAL TO BE INSTALLED CURRENT NEC CODE.

1. PROVIDE INTERIOR SWITCH AND EXTERIOR LIGHT IN THE VICINITY OF DOORS.
2. PROVIDE RECEPTACLE OUTLET 6' FROM OPENINGS, ENDS OF WALL, AND 6' ON CENTER
3. PROVIDE AN OUTSIDE GFI, WATER PROTECTED RECEPTACLE OUTLET NEAR BARBEQ DOORS AT AIR CONDENSER UNIT, AND NEAR GARAGE DOOR OPENING.
4. BATHROOM OUTLETS TO BE GFCI WITH A SEPARATE 20 AMPS CIRCUIT.
5. PROVIDE SMOKE DETECTOR AS PER BLDG CODE IN THE BEDROOMS AND HALLWAYS WITHIN 10' SERVING SUCH ROOMS.
6. ALL BRANCH CIRCUITS THAT SUPPLY 125-VOLT, SINGLE PHASE 15 AND 20 AMPERE OUTLETS INSTALLED IN DWELLING UNIT SHALL BE PROTECTED BY AN ARC-FAULT CIRCUIT INTERRUPTER LISTED TO PROVIDE PROTECTION OF THE ENTIRE BRANCH CIRCUIT.
7. LIGHT FIXTURE IN CLOTHES CLOSET SHALL BE SURFACE-MOUNTED INCANDESCENT FIXTURE WITH COMPLETELY ENCLOSED LAMP ON THE WALL ABOVE DOOR OR ON CEILING WITH MIN 2' CLEAR TO STORAGE AREA.
8. FLUORESCENT GENERAL LIGHTING IS REQUIRED IN BATHROOM AND KITCHEN. A 40 LUMENS PER WATT EFFICIENCY LAMP IS REQUIRED.
9. LIGHT FIXTURES IN TUB OR SHOWER ENCLOSURES TUST HAVE LABEL STATING "SUITABLE FOR DAMP LOCATIONS"
10. RECESSED CEILING FIXTURES MUST BE IC RATED
11. ALL RECEPTACLES AT KITCHEN COUNTER SHALL BE GFCI. PROVIDE TWO MINIMUM SEPARATE 20-AMPS CIRCUITS TO KITCHEN APPLIANCES
12. EACH SEPARATE KITCHEN COUNTER SPACE 12" OR WIDER SHALL HAVE A RECEPTACLE OUTLET
13. KITCHEN RECEPTACLE OUTLET SHALL BE INSTALLED SO THAT NO POINT ALONG THE WALL IS MORE THAN 24" FROM A RECEPTACLE OUTLET
14. ISLAND AND PENINSULA COUNTER TOPS 12" OR WIDER SHALL HAVE AT LEAST ONE RECEPTACLE OUTLET ROM EACH 4' OF COUNTER TOP.
15. NOT LESS THAN 15% OF THE LAMPS IN PERMANENTLY INSTALLED LIGHTING FIXTURES SHALL BE HIGH-EFFICACY LAMPS OR NOT LESS THAN 75% OF THE PERMANENTLY INSTALLED LIGHTING FIXTURES SHALL CONTAIN ONLY HIGH-EFFICACY LAMPS.
16. ALL CIRCUITS IN GARAGE AREA TO BE GFI RATED 125 VOLT SINGLE PHASE 20 AMPERE

LEGEND

- DUPLEX WALL RECEPTACLE
- SPST WALL SWITCH
- LIGHT
- CEILING FIXTURE



A Monolyte slab detail w/brick ledge

FOOTING AT POSTS:
2'-0" x 2'-0" x 1'-0" depth with 3 - #5 bars each way at bottom w/ 6x6 p.t. post on ABA66z base attached to slab using 1/2"x4" redhead anchor

C Monolythic slab detail at porch

B Load bearing w/bold foundation

FOUNDATION NOTES

1. REFER TO ARCHITECTURAL & BUILDING PLANS FOR STAIRS, STEPS DOWNS, ETC.
2. CONTRACTOR SHALL VERIFY ALL FOUNDATION PLUMBING LOCATIONS WITH OWNER PRIOR TO POURING SLAB
3. THE SLAB SHALL BE 4" CONCRETE SLAB REINFORCED w/ 6x6-1.4X1.4 WIRE MESH PLACED ON CHAIRS 1/3 DEPTH OR FIBER MESH CONCRETE, 6-MIL POLY VAPOR BARRIER OVER 4" 6" LAPS SEALED w/ POLY TAPE OVER TERMITE-TREATED & COMPACTED FILL
4. BOTTOM OF EXTERIOR FOOTINGS SHALL BE A MINIMUM OF 12" BELOW UNDISTURBED SOIL OR ENGINEERED FILL PER FBC-RES. SECTION R403.1.4

GABLE END BRACING
NOT TO SCALE

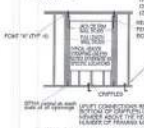

TYPICAL HEADER STRAPPING
NOT TO SCALE

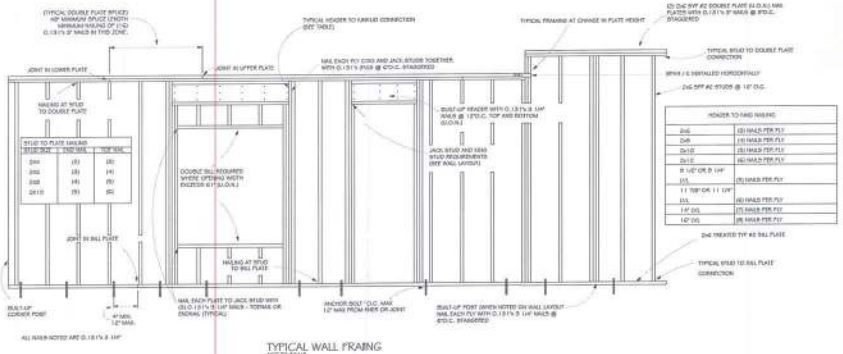

TYPICAL WALL FRAMING
NOT TO SCALE

HEADER TO NAIL NAILING	
2x6	(3) NAILS PER PLY
2x8	(4) NAILS PER PLY
2x10	(5) NAILS PER PLY
2x12	(6) NAILS PER PLY
8 1/2" OR 9 1/4" LVL	(5) NAILS PER PLY
11 7/8" OR 11 1/8" LVL	(6) NAILS PER PLY
14" LVL	(7) NAILS PER PLY
16" LVL	(8) NAILS PER PLY

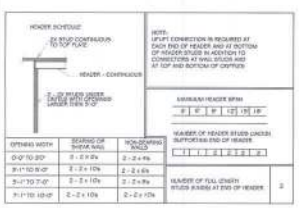

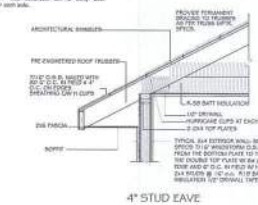

4" STUD EAVE

NOTE

7/16" O.S.B. NAILED WITH 8D 6" O.C. IN FIELD & 4" O.C. ON EDGES

Digitally signed by Carol Chadwick
DN: c=US, o=Unaffiliated, ou=A01410D0000017113490A4A700 01621F, cn=Carol Chadwick
Date: 2021.09.22 14:56:13 -04'00'

CAROL CHADWICK, P.E.
LICENSE NO. 62621
STATE OF FLORIDA
PROFESSIONAL ENGINEER

NEW WOOD FOUNDATION
WALLS-PIER & GRADE BEAM

WEATHERSPOON ADDITION
PLAN & DETAILS

DATE: 9-12-21
SCALE: 1/4"=1'
DRAWN BY: CAROL
JOB NO.: 2021-22
DRAWING NO.: S-1