


**EVALUATION REPORT OF
METAL SALES MANUFACTURING CORPORATION
'29 GA. CLASSIC RIB PANEL'**

**FLORIDA PRODUCT APPROVAL
FL 9482.3-R3
PANEL WALLS
SIDING**


**Prepared For:
Metal Sales Manufacturing Corporation
545 South 3rd Street, Suite 200
Louisville, KY 40202
Telephone: (502) 855-4300
Fax: (502) 855-4290**



**Prepared By:
Bala Sockalingam, Ph.D., P.E.
Florida Professional Engineer #62240
1216 N Lansing Ave., Suite C
Tulsa, OK 74106
Telephone: (918) 492-5992
FAX: (866) 366-1543**

**This report consists of
Evaluation Report (2 Pages including cover)
Installation Details (1 Page)**

**Report No. C1800-12
Date: 12.9.11**



12.9.11

Manufacturer: Metal Sales Manufacturing Corporation

Product Name: Classic Rib

Panel Description: 36" wide coverage with (5) 0.75" high ribs

Materials: Min. 29 ga., 80 ksi steel or min. 26 ga., 50 ksi steel. Galvanized coated steel (ASTM A653) or Galvalume coated steel (ASTM A792) or painted steel (ASTM A755)

Support Description: Nom. 2" x 4" (min) lumber (Must be designed by others)

Design Pressure: ± 120 psf @ support spacing of 24" o.c. (4 span condition)

Panel Attachment:
Type: #9-16 or #10-14 x 1.5" long hex head wood screw with sealed washer.
At field and panel ends: @ 9" o.c. across panel width with two fasteners at each sidelap.

Test Standards: Wall assembly tested in accordance with ASTM E330-02 'Standard Test Method for Structural Performance of Exterior Windows, Doors, Skylights and Curtain Walls by Uniform Static Air Pressure Difference.'

Code Compliance: The product described herein has demonstrated compliance with FBC 2010 Section 1404.5.

Product Limitations: Design wind loads shall be determined for each project in accordance with FBC 2010 Section 1609 or ASCE 7-10 using allowable stress design. The maximum support spacing listed herein shall not be exceeded. The design pressure for reduced support spacing may be computed using rational analysis prepared by a Florida Professional Engineer. This evaluation report is not applicable in High Velocity Hurricane Zone.


Supporting Documents: ASTM E330 Test Reports
Farabaugh Engineering and Testing Inc
Project No. T156-07, Reporting Date 4/4/07



PANEL FASTENERS SPACING ALONG RIB	PRESSURE (PSF)
24"	128.3



1. STRUCTURAL ROOF PANEL HAS BEEN DESIGNED IN ACCORDANCE WITH THE FLORIDA BUILDING CODE (FBC)
2. ALL ROOF PANELS ARE TO BE 29 GA. (t = 0.013"). EFFECTIVE COVERING WIDTH OF PANEL = 36"
3. THE ROOF PANELS SHALL BE INSTALLED OVER SHEATHING & STRUCTURE AS SPECIFIED ON THIS DRAWING.
4. REQUIRED DESIGN WIND LOADS SHALL BE DETERMINED FOR EACH PROJECT. THIS PANEL SYSTEM MAY NOT BE INSTALLED WHEN THE REQUIRED DESIGN WIND LOADS ARE GREATER THAN THE ALLOWABLE WIND LOADS SPECIFIED ON THIS DRAWING.
5. ALL FASTENERS MUST BE IN ACCORDANCE WITH THIS DRAWING & THE FLORIDA BUILDING CODE. IF A DIFFERENCE OCCURS BETWEEN THE MINIMUM REQUIREMENTS OF THIS DRAWING & THE CODE, THE CODE SHALL CONTROL.
6. RAFTERS/JOISTS/TRUSSES MUST BE DESIGNED TO WITHSTAND WIND LOADS AS REQUIRED FOR EACH APPLICATION AND ARE THE RESPONSIBILITY OF OTHERS.



Customer Information

Name: JOEL DOROSHENKO
Address: 20 REBEKAH CT
NEWNAN, GA 30265-1362
Home Phone: 6122818621
Work Phone: 6122818621

Store Information

LAKE CITY
215 SW HOME DEPOT DRIVE
LAKE CITY, FL 32055
Store Number: 6864
Customer Agreement # : 62978
Associate: ROBERT

Product #	Product Description	Qty	Unit Price	Total Price
100-1	*** Product *** 310F & 350F Single Slider OX 35 25 x 11 25	1	\$43 29	\$43 29

PLY GEM

*** Dimensions ***
Call Width = 3-0, Call Height = 1-0, Frame Width =
35 25, Frame Height = 11 25, Sash Split = Equal
*** Unit Type ***
Unit Type = Complete Unit, Operation / Venting = OX,
Frame Type = Nailing Fin
*** Performance ***
Rating Required = Florida, Required Thermal
Performance = None, Positive DP Rating = 20, Negative
DP Rating = 25, Performance Rating = HS-R30, DP
+30/-50, Florida Approval # 14250.1

*** Color ***

Color / Finish = White

*** Screen ***

Screen Option = Half Screen, Screen Mesh Type =
Charcoal Fiberglass, Screen Shipping Method =
Installed

*** Calculated NFRC ***

U-Factor = 0 68, Solar Heat Gain Coefficient = 0 67,
Visible Light Transmittance = 0 68

*** SKU ***

SKU = 752649, MVendorNumber = 60460605,
Customer Service = (888) 759-4363, Catalog Version
Date = 2/6/2014


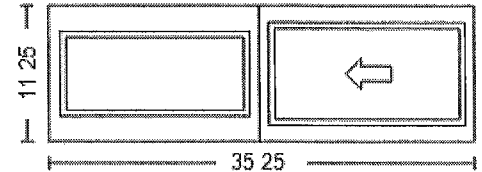
*** Glass ***

Unit 1. Glass Package = None, Sound Control Package
= No, Glazing Type = Double Glazed, Gas Filled = Air,
Spacer Package = Warm Edge (WE), Common Glass
Options = Match All Glass Panes

Unit 1 Left, 1 Right Glass Strength = Annealed, Pattern
Glass = Obscure

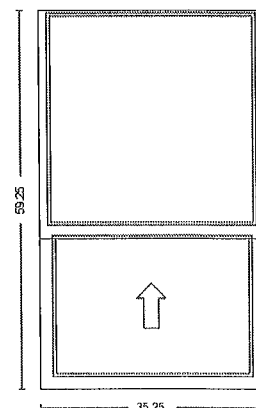
*** Wrapping - Frame Options ***

Nail Fin Setback = 7/8", Frame Depth = 2", Frame
Pre-Set Combos = 350F, Fin Removal = None



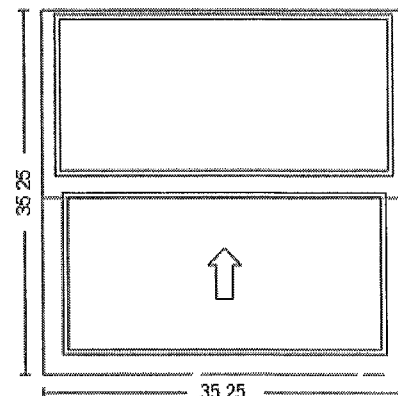
Product #	Product Description	Qty	Unit Price	Total Price
200-1	<p>*** Product ***</p> <p>310F & 350F Single Hung 35.25 x 59.25</p> <p>*** Dimensions ***</p> <p>Call Width = 3-0, Call Height = 5-0, Frame Width = 35.25, Frame Height = 59.25, Sash Split = 4-0</p> <p>*** Unit Type ***</p> <p>Sash Type = Tilt, Unit Type = Complete Unit, Thermally Broken Frame = No, Frame Type = Nailing Fin</p> <p>*** Performance ***</p> <p>Rating Required = Florida, Required Thermal Performance = None, Positive DP Rating = 20, Negative DP Rating = 25, Performance Rating = H-R35, DP +35/-47.2, Florida Approval # 14743.1</p> <p>*** Color ***</p> <p>Color / Finish = White</p> <p>*** Hardware ***</p> <p>Safety Vent Latch = None</p> <p>*** Screen ***</p> <p>Screen Option = Half Screen, Screen Mesh Type = Charcoal Fiberglass, Screen Shipping Method = Installed</p> <p>*** Calculated NFRC ***</p> <p>U-Factor = 0.67, Solar Heat Gain Coefficient = 0.69, Visible Light Transmittance = 0.7</p> <p>*** SKU ***</p> <p>SKU = 752649, MVendorNumber = 60460605, Customer Service = (888) 759-4363, Catalog Version Date = 2/6/2014</p> <p>*** Glass ***</p> <p>Unit 1. Glass Package = None, Glazing Type = Double Glazed, Gas Filled = Air, Spacer Package = Warm Edge (WE), Common Glass Options = Match All Glass Panes</p> <p>Unit 1 Lower, 1 Upper. Glass Strength = Annealed, Pattern Glass = No</p> <p>*** Wrapping - Frame Options ***</p> <p>Nail Fin Setback = 7/8", Frame Depth = 2", Frame Pre-Set Combos = 350F, Fin Removal = None</p>	6	\$84.57	\$507.42

PLY GEM



Product #	Product Description	Qty	Unit Price	Total Price
300-1	<p>*** Product ***</p> <p>310F & 350F Single Hung 35 25 x 35 25</p> <p>*** Dimensions ***</p> <p>Call Width = 3-0, Call Height = 3-0, Frame Width = 35.25, Frame Height = 35 25, Sash Split = Equal</p> <p>*** Unit Type ***</p> <p>Sash Type = Tilt, Unit Type = Complete Unit, Thermally Broken Frame = No, Frame Type = Nailing Fin</p> <p>*** Performance ***</p> <p>Rating Required = Florida, Required Thermal Performance = None, Positive DP Rating = 20, Negative DP Rating = 25, Performance Rating = H-R35, DP +35/-47.2, Florida Approval # 14743</p> <p>*** Color ***</p> <p>Color / Finish = White</p> <p>*** Hardware ***</p> <p>Safety Vent Latch = None</p> <p>*** Screen ***</p> <p>Screen Option = Half Screen, Screen Mesh Type = Charcoal Fiberglass, Screen Shipping Method = Installed</p> <p>*** Calculated NFRC ***</p> <p>U-Factor = 0 67, Solar Heat Gain Coefficient = 0 69, Visible Light Transmittance = 0 7</p> <p>*** SKU ***</p> <p>SKU = 752649, MVendorNumber = 60460605, Customer Service = (888) 759-4363, Catalog Version Date = 2/6/2014</p> <p>*** Glass ***</p> <p>Unit 1. Glass Package = None, Glazing Type = Double Glazed, Gas Filled = Air, Spacer Package = Warm Edge (WE), Common Glass Options = Match All Glass Panes</p> <p>Unit 1 Lower, 1 Upper: Glass Strength = Annealed, Pattern Glass = No</p> <p>*** Wrapping - Frame Options ***</p> <p>Nail Fin Setback = 7/8", Frame Depth = 2", Frame Pre-Set Combos = 350F, Fin Removal = None</p>	1	\$66.51	\$66 51

PLY GEM



FREE SHIP TO STORE OR HOME ON OVER 400,000 ITEMS. NEED IT NOW? BUY ONLINE AND PICK UP IN STORE.

More saving.
More doing.Your Store
Lake City #6864 (Change)

PRO Site Tool & Truck Rental Installation Services and Repair Gift Cards Help

JELD-WEN Flush Primed White Steel Entry Door

Model # 710586 Internet # 202036369 Store SKU # 663624

★★★★★ (5) Write a Review +

\$124.00 / each**7 in Stock at Lake City #6864**
(change pick up store)PRODUCT SOLD . Online & In Store
Item cannot be shipped to the following state(s) GU,PR,VI

FLA 14111,2

PRODUCT OVERVIEW

The JELD-WEN 36 in x 80 in Steel White Prehung Right-Hand Inswing Entry Door helps add energy efficiency and durability to your home. This white entry door is made from rust-resistant galvanized steel and features a 1-piece polystyrene core that provides reliable insulation. This inswing entry door is Energy Star compliant and also Prehung to help make installation easier. This right-hand entry door also features a light-brass hinge finish for an elegant touch.

California residents see Proposition 65 information.

- Consult your local building code official for applicable codes and regulations
- Not all products are suitable for locations that experience severe weather
- Consult your local building code official for applicable codes and regulations
- Not all products are suitable for locations that experience severe weather
- 1-Piece polystyrene core provides long-lasting insulation
- Made of rust-resistant galvanized steel
- Weather stripping for added draft protection
- Flush design for a minimalist look
- 2-Coat primer enables easier finishing
- Light-brass hinge finish adds an elegant touch
- Requires a 36-1/2 in x 82-1/2 in rough opening for a secure fit
- Prehung door includes frame for easier installation
- Energy Star Compliant
- From outside, opens toward the inside of the home with the hinges on the right
- Note: Product may vary by store

SPECIFICATIONS

Assembled Depth (in)	4 5625 in	Assembled Height (in)	81 75 in
Assembled Width (in)	37 5 in	Brickmould	No
Color/Finish	White Primer	Commercial	No
Design Pattern	Other	Door Configuration	Single Door
Door Handling	Right-Hand/inswing	Door Size	36 in X 80 in
Door Thickness (in)	1 75 in	Door Type	Exterior Prehung
Door Width (in)	36	ENERGY STAR Certified	Yes
Finish Type	Primed	Finished Opening Height (in)	81 75
Finished Opening Width (in)	37 5	Fire rating	None
Hinge Finish	Bronze	Hurricane rated	No
Manufacturer Warranty	10-Year Limited Warranty	Material	Steel
Number of Hinges	3	Number of panels	0
Paintable/Stainable	Yes	Product Weight (lb)	85

FREE SHIP TO STORE OR HOME ON OVER 400,000 ITEMS. NEED IT NOW? BUY ONLINE AND PICK UP IN STORE.



More saving.
More doing.

Your Store
Lake City #6864 (Change)

PRO Site Tool & Truck Rental Installation Services and Repair Gift Cards Help

Premium 1/2 Lite Tilt and Raise Mini-Blind Primed White Steel Entry Door

Model # THDJW184700048 Store SKU # 531106

Write the First Review

\$296.00 / each

3 In Stock at Lake City #6864
(change pick up store)

PRODUCT SOLD In Store Only
Item cannot be shipped to the following state(s) GU,PR,VI

FL, 12769.1

PRODUCT OVERVIEW



The JELD-WEN 36 in x 80 in White Prehung Right-Hand Inswing Steel Half Lite Entry Door with Tilt & Raise Miniblind features a clear glass insert with an adjustable blind for privacy. The polystyrene core provides durable insulation while a galvanized steel surface prevents mold and rot. 2 coats of neutral low-sheen baked-on enamel primer enable easy finishing. Installation is convenient thanks to the Prehung design.

California residents see Proposition 65 information.

- Galvanized steel resists rust and corrosion
- 1 Piece polystyrene core provides long-lasting insulation
- Prehung and ready to install with a white wood frame
- Adjustable sills provide protection against the elements
- Tilt & Raise Miniblind allows customizable privacy
- Clear glass insert with tempered insulation
- Aluminum-finished sills and brass-finished hinges
- 2 Panel design creates classic style
- 2-Coats of white, low sheen baked-on enamel primer allow even finishing
- Requires a 38-1/2 in x 81-3/4 in rough opening for a secure fit
- Energy Star Compliant, making this item eligible for a tax credit

SPECIFICATIONS

Assembled Depth (in)	4 5/8 in	Assembled Height (in)	81 7/8 in
Assembled Width (in)	37.5 in	Blinds Between the Glass	Yes
Brickmould	No	Color/Finish	Primed White
Commercial	No	Design Pattern	Other
Door Configuration	Single Door	Door Glass Type	Double Pane With Mini Blind
Door Handling	Right-Hand/Inswing	Door Material	Steel
Door Size	36 in X 80 in	Door Thickness (in)	1 7/8 in
Door Type	Exterior Prehung	Door Width (in)	36
ENERGY STAR Certified	No	Finish Type	Primed
Finished Opening Height (in)	81 7/8	Finished Opening Width (in)	37.5
Fire rating	None	Glass Caming	No
Hinge Finish	Nickel	Hurricane rated	No
Manufacturer Warranty	10-Year Limited Warranty	Material	Steel
Number of Hinges	3	Number of panels	2

Product #	Product Description	Qty	Unit Price	Total Price
400-1	Masonite Fire Rated Single Prehung 36.5 x 80.875	1	\$334.41	\$334.41
	RO Width = 37.25 RO Height = 81.375 Call Width = 36" Call Height = 80" Width = 36.5 Height = 80.875 Fire Rating = 90-Minute Handing/Swing = Single Right Hand Inswing Panel Thickness = 1 3/4" Glass Type = No Glass Glass Shape = None Panel Style = Flush Grain Texture = No Texture (Smooth) Material = Fire Rated Steel Glass Size = None Glass Style = None Glass Caming = No Caming Door Finish Type = Unfinished Exterior Color = Unfinished Interior Color = Unfinished Jamb Width = 4 1/2" - 5 1/2" Jamb Type = Metal Frame Matching Brickmould = No Jamb Finish Type = Unfinished Jamb/Brickmould Color = Unfinished Lock Prep Active Panel = 5 1/2" Double Bore Hinge Type = Spring Hinge Hinge Finish = Brass Sill Type = Fixed Thermal Sill Finish = Mill Finish Additional Services = None Re-Order = No Room Location (Optional) = front SKU = 443058 Vendor Number = 60028777 Customer Service = 1-877-431-3667 Catalog Version Date = 12/27/2013			
				
	14111.2			

Quote Summary:

Line #	Item Summary	Price	Qty	Total Price
100-1	300 Series Single Slider Rectangle OX 35.25 x 11.25 White	\$43.29	1	\$43.29
200-1	300 Series Single Hung Rectangle 35.25 x 59.25 White	\$84.57	6	\$507.42
300-1	300 Series Single Hung Rectangle 35.25 x 35.25 White	\$66.51	1	\$66.51
400-1	36.5 x 80.875 Fire Rated Steel Unfinished	\$334.41	1	\$334.41
Pretax Total Price:				\$951.63