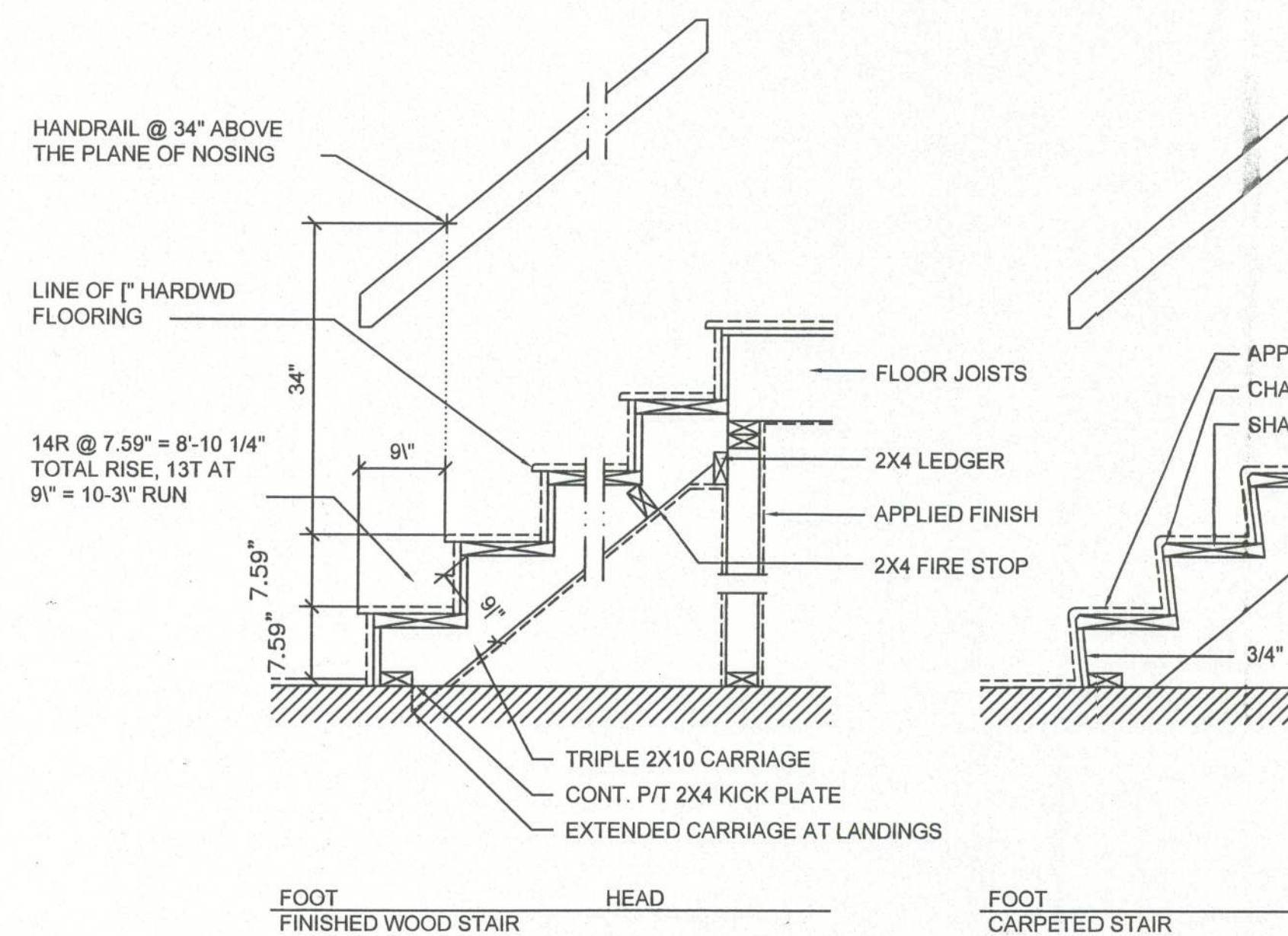


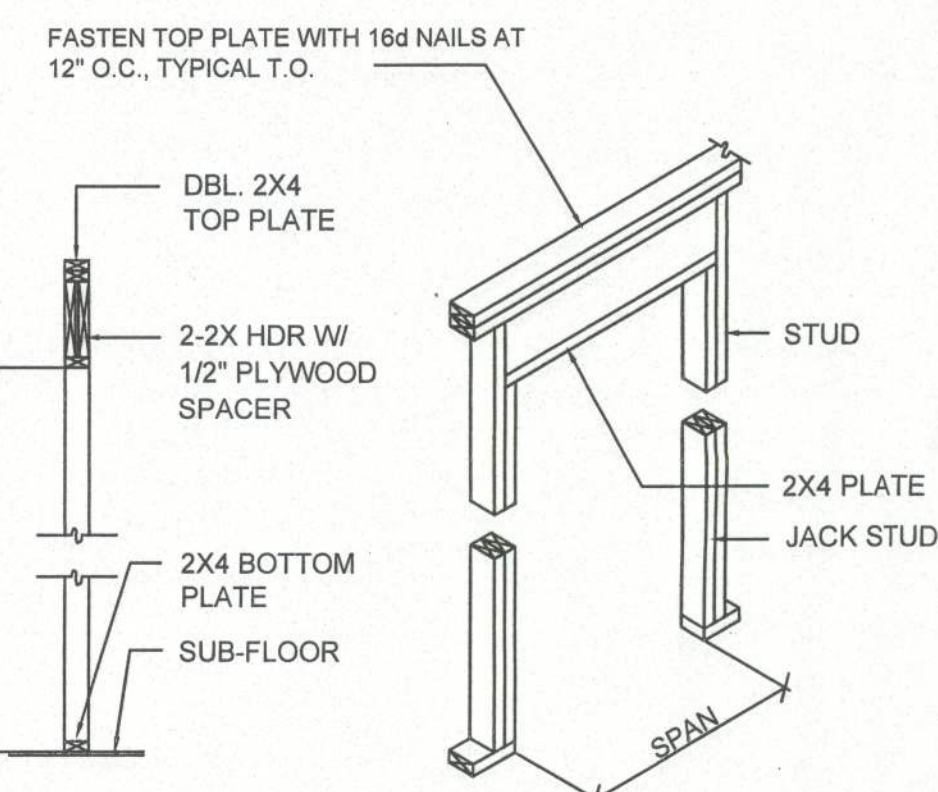
1st Floor PLAN

SCALE: 1/4" = 1'-0"

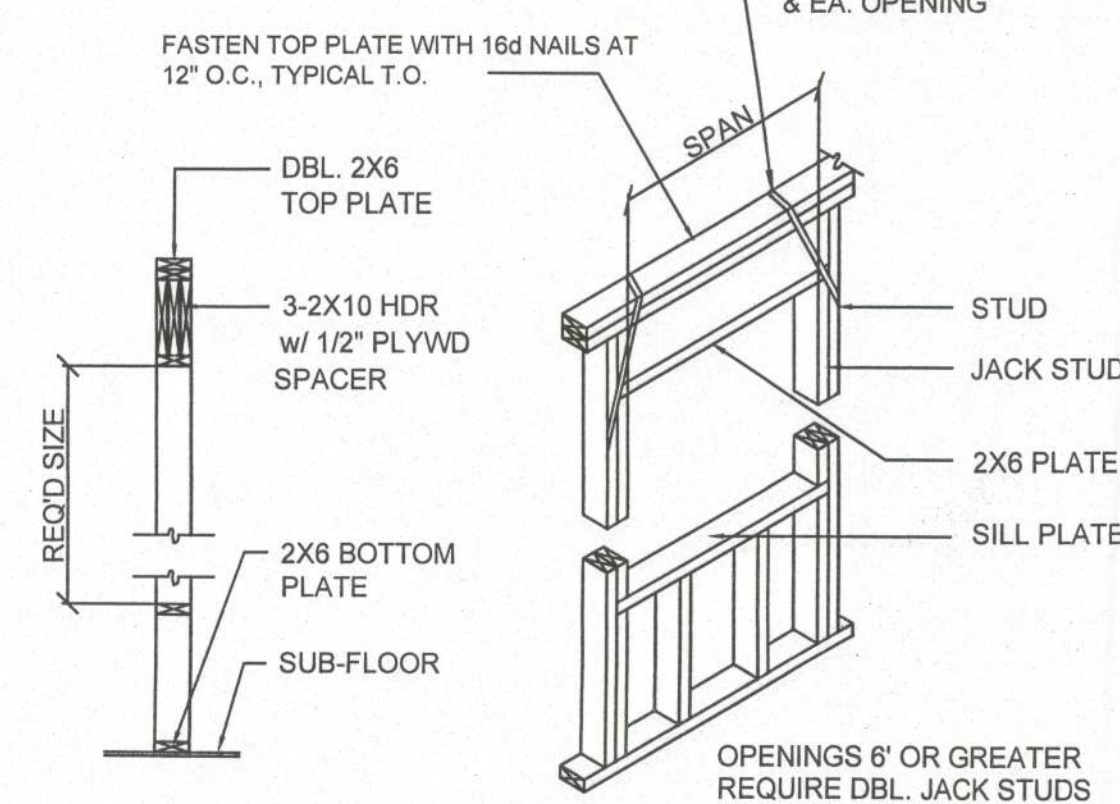


Typical Stair DETAIL

SCALE: 3/4" = 1'-0"



BEARING WALL HEADER



TYPICAL WINDOW HEADER

ELECTRICAL PLAN NOTES

WIRE ALL APPLIANCES, HVAC UNITS AND OTHER EQUIPMENT PER MANUF. SPECIFICATIONS.

CONSULT THE OWNER FOR THE NUMBER OF SEPERATE TELEPHONE LINES TO BE INSTALLED.

INSTALLATION SHALL BE PER NAT'L. ELECTRIC CODE.

ALL SMOKE DETECTORS SHALL BE 120V W/ BATTERY BACKUP OF THE PHOTOELECTRIC TYPE, AND SHALL BE INTERLOCKED TOGETHER. INSTALL INSIDE AND NEAR ALL BEDROOMS.

TELEPHONE, TELEVISION AND OTHER LOW VOLTAGE DEVICES OR OUTLETS SHALL BE AS PER THE OWNER'S DIRECTIONS, & IN ACCORDANCE W/ APPLICABLE SECTIONS OF NEC-LATEST EDITION.

ELECTRICAL CONTR SHALL PREPARE 'AS-BUILT' SHOP DWGS INDICATING ALL ELECTRICAL WORK, INCLUDING ANY CHANGES TO THE ELEC. PLAN, ADD'NS TO THE ELEC. PLAN, RISER DIAGRAM, AS-BUILT PANEL SCHEDULE W/ ALL CKTS IDENTIFIED W/ CKT Nr., DESCRIPTION & BRKR, SERVICE ENT. & ALL UNDERGROUND WIRE LOCATIONS/ROUTING/DEPTH. RISER DIA. SHALL INCLUDE WIRE SIZES/TYPE & EQUIPMENT TYPE W/ RATINGS & LOADS. CONTRACTOR SHALL PROVIDE 1 COPY OF AS-BUILT DWGS TO OWNER & 1 COPY TO THE PERMIT ISSUING AUTHORITY.

ALL BEDROOM RECEPTALS SHALL BE ON AFCI PROTECTED CIRCUITS

AREA CALCULATION

1ST FLOOR AREA:	1,868.00 SF
2ND FLOOR AREA:	1,219.12 SF
GROSS LIVING AREA:	2,887.12 SF
COVERED PORCH AREA:	400.00 SF
TOTAL AREA:	3,287.12 SF

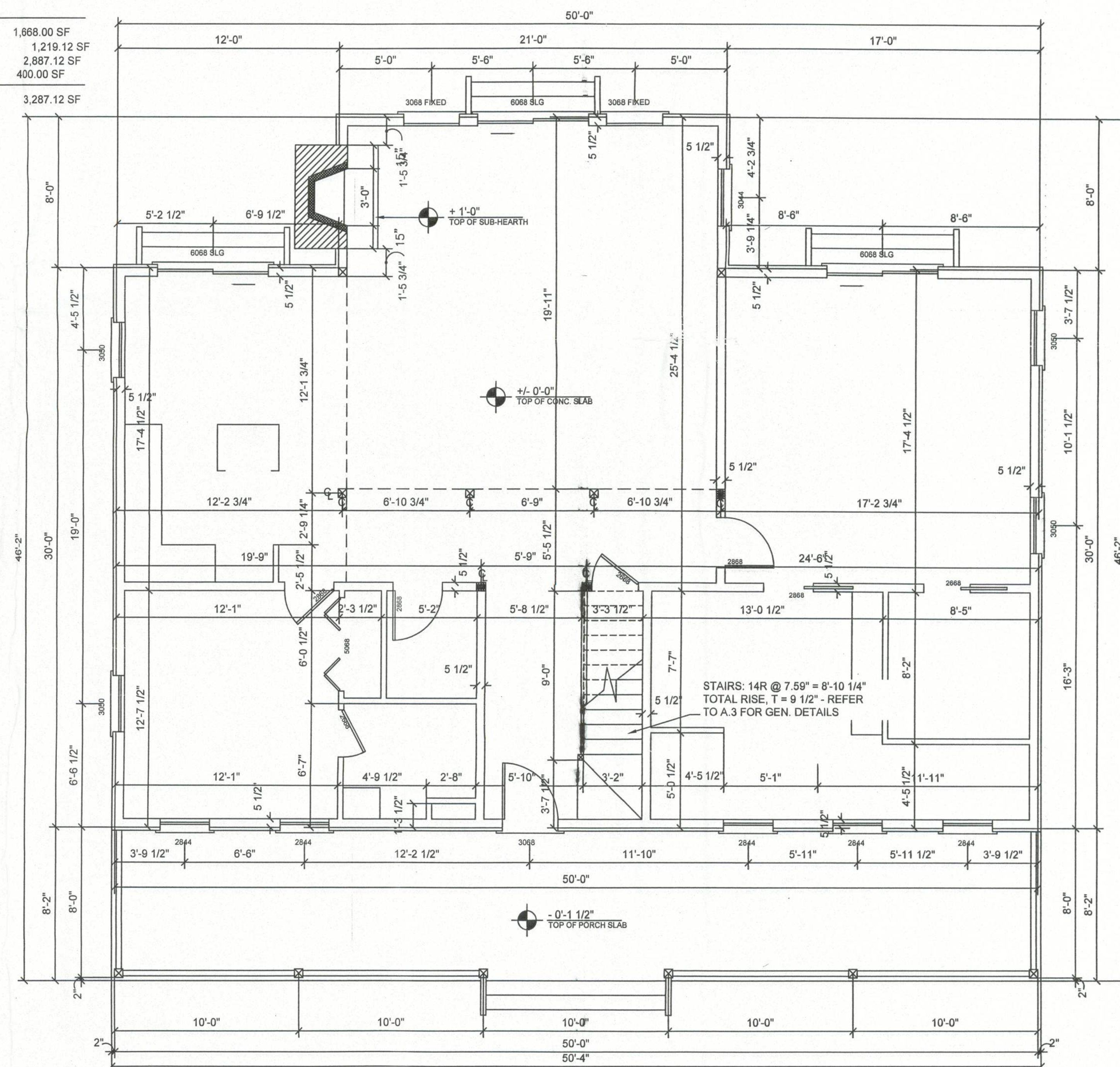
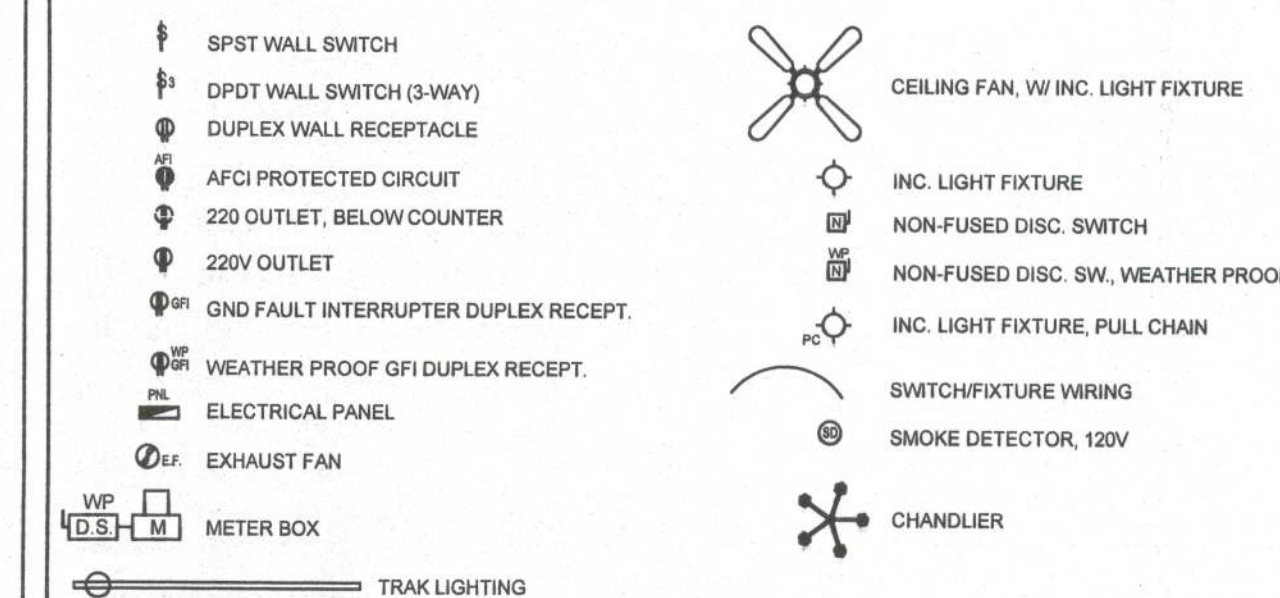
NOTE!
CABINETS, COUNTERS, SHELVES AND THE LIKE, SHOWN ON THIS PLAN SHALL BE CONSTRUCTED IN ACCORDANCE WITH THE STANDARDS OF QUALITY AS OUTLINED IN THE NOTES TITLED "GENERAL MILLWORK NOTES", AND SHALL INCLUDE SUCH FEATURES, HARDWARE AND FINISHES AS DIRECTED BY THE OWNER. THE PLAN VIEWS INDICATED ARE FOR GENERAL LOCATION AND EXTENT OF THE WORK - UNLESS DETAILED CABINET PLANS ARE INCLUDED WITH THIS PLANS PACKAGE ALL OTHER PHYSICAL CHARACTERISTICS SHALL BE AS DIRECTED BY THE OWNER.

NOTE!
PROVIDE 2X6 BACKING AT ALL OVERHEAD CABINET LOCATIONS. FLUSH WITH FACE OF FRAMING - TOP OF BACKING TO BE 7'-0" A.F.F.

NOTE!
ALL GLASS IN BATHROOM WINDOWS, DOOR

NOTE !!!
PROVIDE ROD & SHELF IN ALL CLOSETS.

Electrical SYMBOLS



1st Fl. Dimension PLAN

SCALE: 1/4" = 1'-0"

REVISION NOTES	DATE	REV #
	4/14/04	0

P.O. Box 187
130 West Howard Street
Live Oak FL 32064
Phone: (386) 362-3678
Fax: (386) 362-6133
Auth: # 9461



EMMA HAVIARAS
NEW RESIDENCE
COLUMBIA COUNTY

MAIN FLOOR

PROJECT NUMBER
PF05-024

DRAWN BY

CHECKED BY

SHEET NUMBER

A-2