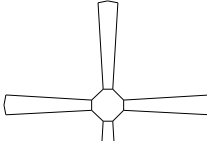


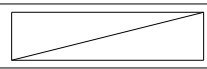


















ELECTRICAL LEGEND		
ELECTRICAL	COUNT	SYMBOL
CEILING FAN	7	
CAN LIGHT 6inch	41	
CHANDELIER	2	
LED CEILING LIGHT 1x4	5	
PENDANT LIGHT	3	
EXTERIOR SCNCE	6	
MOTION SECURITY LIGHT	5	
CABLE TV OUTLET	6	
EXHAUST FAN	4	
FLOOR OULET DUPLEX	2	
OUTLET	59	
OUTLET 220v	6	
OUTLET GFI	21	
OUTLET WP	10	
SMOKE DETECTOR	6	
STANDARD LIGHT	10	
SWITCH	41	
SWITCH 3 WAY	28	
VANITY BAR LIGHT - SMALL	6	
wall mounted savoy	5	

ELECTRICAL PLAN NOTES:

INSTALLATION SHALL BE PER 2017 NAT'L ELECTRIC CODE.

WIRE ALL APPLIANCES, HVAC UNITS AND OTHER EQUIPMENT PER MANUF. SPECIFICATIONS

CONSULT WITH THE OWNER FOR THE NUMBER OF SEPERATE TELEPHONE LINES TO BE INSTALLED

ALL SMOKE DETECTORS SHALL BE 120v W/ BATTERY BACKUP OF THE PHOTOELECTRIC TYPE, AND SHALL BE INTERLOCKED TOGETHER. INSTALL INSIDE AND NEAR ALL BEDROOMS

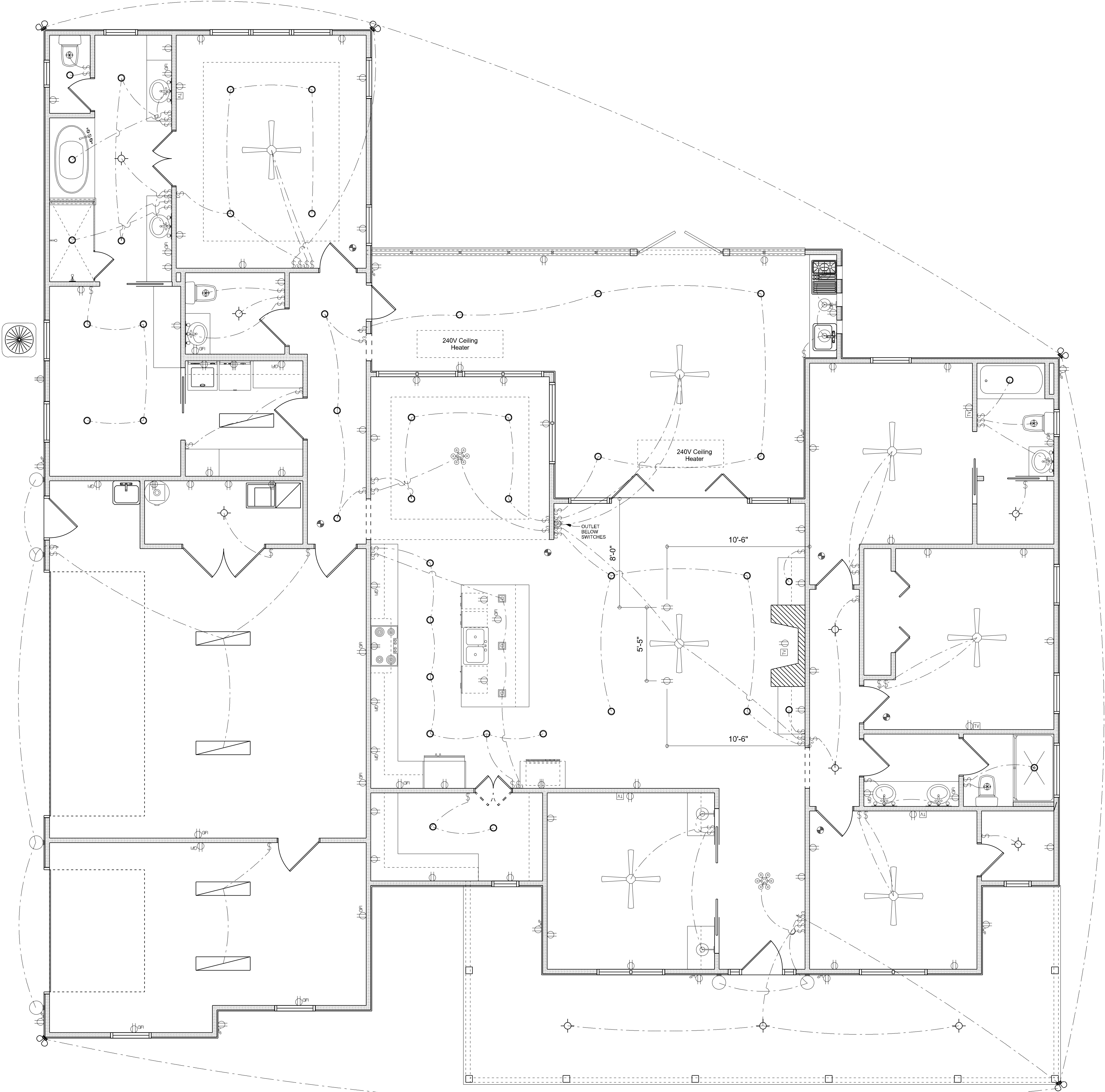
TELEPHONE, TELEVISION AND OTHER LOW VOLTAGE DEVICES OR OUTLETS SHALL BE AS PER THE OWNER'S DIRECTIONS, & IN ACCORDANCE W/ APPLICABLE SECTIONS OF NEC-LATEST EDITION.

ALL RECEPTICALS, NOT OTHERWISE NOTED, SHALL BE ARC FAULT INTERRUPTER TYPE, EXCEPT DEDICATED OUTLETS

ALL RECEPTICALS IN WET AREAS SHALL BE GROUND FAULT INTERRUPTER TYPE (GFI)


ALL EXTERIOR RECEPTICALS SHALL BE WEATHERPROOF GROUD FAULT INTERRUPTER TYPE (WP/GFI)

NOTE:
ELECTRICAL CONTR SHALL PREPARE "AS-BUILT" SHOP DWGS INDICATING ALL ELECTRICAL WORK, INCLUDING ANY CHANGES TO THE ELEC. PLAN, ADD'NS TO THE ELEC. PLAN, RISER DIAGRAM, AS-BUILT PANEL SCHEDULE W/ ALL CKTS IDENTIFIED W/ CKT N°. DESCRIPTION & BRKR, SERVICE ENT. & ALL UNDERGROUND WIRE LOCATIONS/ROUTING / DEPTH. RISER DIA. SHALL INCLUDE WIRE SIZES/TYPE & EQUIPMENT TYPE W/ RATINGS & LOADS.
CONTRACTOR SHALL PROVIDE 1 COPY OF AS-BUILT DWGS TO OWNER & 1 COPY TO THE PERMIT ISSUING AUTHORITY



REVISIONS SCHEDULE			
April 1st, 2020	PROPOSAL		
April 22nd, 2020	REVISIONS		
May 5th, 2020	PERMIT DRAWINGS		

NEW PROPOSAL FOR:
SUZIE HALL
LAKE CITY, FLORIDA 32055

**RIDGEPOINT
DESIGN**
566 NW ARINGTON BLVD, STE 101, LAKE CITY, FL 32025
P: 386-288-1188
E: RIDGEPOINTDESIGN@GMAIL.COM