CAMPUS USA
1678 W. US Highway 90
LAKE CITY, Florida

-"SCHERER"
31152



INDEX TO DRAWINGS

ARCHITECTURAL

STRUCTURAL

MECHANICAL

PLUMBING

ELECTRICAL

APPLICABLE CODES AND STANDARDS

CODE RESOURCES

PROJECT HAS BEEN DESIGNED IN ACCORDANCE WITH 2010 F.B.C. SECTION 1603.1.4 FOR DESIGN PRESSURES GENERATED BY A DESIGN WIND VELOCITY OF 130 MPH.

FLORIDA BUILDING CODE, 2010 - BUILDING (with amendments)
FLORIDA BUILDING CODE, 2010 - MECHANICAL(with amendments)
FLORIDA BUILDING CODE, 2010 - PLUMBING (with amendments)
FLORIDA BUILDING CODE, 2010 - FUEL GAS (with amendments)
FLORIDA ACCESSIBILITY CODE FOR BUILDING CONSTRUCTION (CHAPTER 11, FBC-201O)(with amendments)
LIFE SAFETY CODE, NFPA 101, Latest Edition
NATIONAL FIRE ALARM CODE, NFPA 72, Latest Edition
FLORIDA FIRE PREVENTION CODE, Latest Edition
NATIONAL ELECTRICAL CODE, Latest Edition
STANDARD FOR THE INSTALLATION OF AIR CONDITIONING AND VENTILATING SYSTEMS, NFPA 90A, Latest Edition
SMACNA, FIRE, SMOKE AND RADIATION DAMPER INSTALLATION GUIDE FOR HVAC SYSTEMS, Latest Edition

BUILDING INFORMATION

BUILDING INFORMATION

DESCRIPTION:	BRANCH BANK WITH ATTACHED (3) LANE DRIVE-THRU
EXISTING HEIGHT & FLOORS:	22'-8" TALL TO ROOF RIDGE, ONE (1) STORY
CONSTRUCTION TYPE:	TYPE III B
OCCUPANCY CLASS:	BUSINESS (B), NON-SEPARATED
SPRINKLERED:	NO
MAX. BUILDING AREA:	19,000 S.F.
MAX. BUILDING HEIGHT:	4 STORIES (55')

BUILDING AREA (S.F.)

GROSS UNDER-ROOF AREA:	8,001 S.F. (INCLUDES DRIVE-THRU CANOPY)
GROSS ENCLOSED AREA:	4,720 S.F.
GROSS USEABLE AREA:	4,359 S.F.
OCCUPANT LOAD:	47 (1 OCC. / 100 ENCLOSED GSF)

MEANS OF EGRESS

OCCUPANT LOAD:	47
MAX. TRAVEL DISTANCE:	200'
MIN. NUMBER OF EXITS:	2
MIN. EXIT SEPARATION:	48'-6.5" REQUIRED - 49'-1" PROVIDED
MIN. EGRESS CORRIDOR WIDTH:	44" CLEAR
MIN. EGRESS DOOR WIDTH:	32" CLEAR - 34" PROVIDED
MAX. DEAD END CORRIDOR:	20'

FIRE SEPARATION:	NOT REQUIRED
EMERGENCY ILLUMINATION:	REQUIRED - PROVIDED
FIRE ALARM:	REQUIRED - PROVIDED
FIRE PROTECTION SYSTEM:	NOT REQUIRED

COLUMBIA COUNTY BUILDING DEPARTMENT
Received for
FILE COPY
Code Compliance
PLANS EXAMINER

PORTABLE FIRE EXTINGUISHERS (F.E.)

MAX. TRAVEL DISTANCE TO F.E.:	75'
MIN. NUMBER OF F.E.:	1 REQUIRED / 11,250 S.F. 3 PROVIDED (LOCATED NEAR EGRESS DOORS)

PLUMBING FIXTURES

WATER CLOSETS:	2 REQUIRED - 3 PROVIDED
LAVATORIES:	2 REQUIRED - 3 PROVIDED
DRINKING FOUNTAINS:	1 REQUIRED - 2 PROVIDED
SERVICE SINKS:	1 REQUIRED - 1 PROVIDED

Robert S Taylor Sr
ROBERT S. TAYLOR, SR., ARCHITECT
FLORIDA REGISTRATION AR-0007526
2504 NW 71st Place, Gainesville, Fl 32652
Phone 352-371-1417

CAMPUS USA
1678 W. US Highway 90
LAKE CITY, Florida

NO.	DATE	REVISION

SCHERER CONSTRUCTION OF NORTH FLORIDA, LLC.
GAINESVILLE, FL 352-371-1417
ADDITIONAL OFFICES IN:
ST. PETERSBURG / ORLANDO /JACKSONVILLE
800-741-3188

JOB NO.	13-621A
DRAWN	rt
DATE	5.02.2013
SCALE	3/16"=1'-0"
SHT.	A 0.01 (N.E.Ext.Elev.)

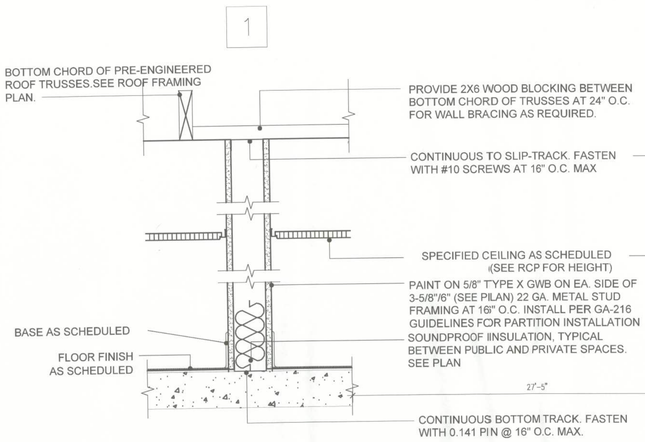

1 STANDARD PARTITION
SCALE: 1 1/2"=1'-0"

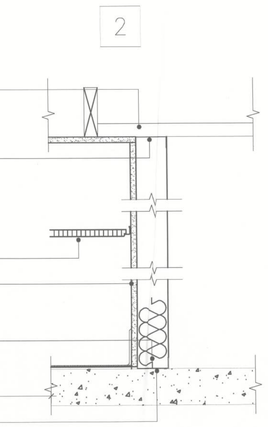

2 ENCLOSURE PARTITION
SCALE: 1 1/2"=1'-0"

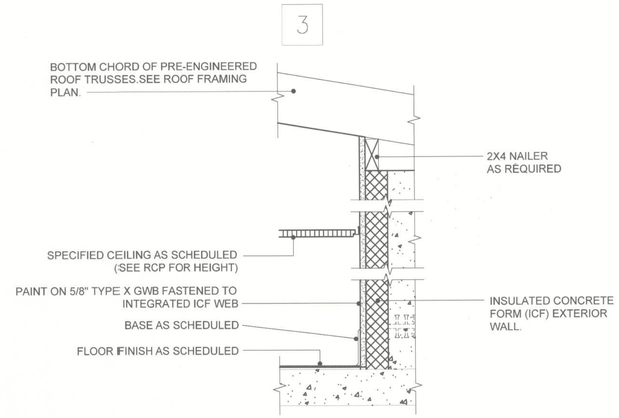

3 CAVITY PARTITION
SCALE: 1 1/2"=1'-0"

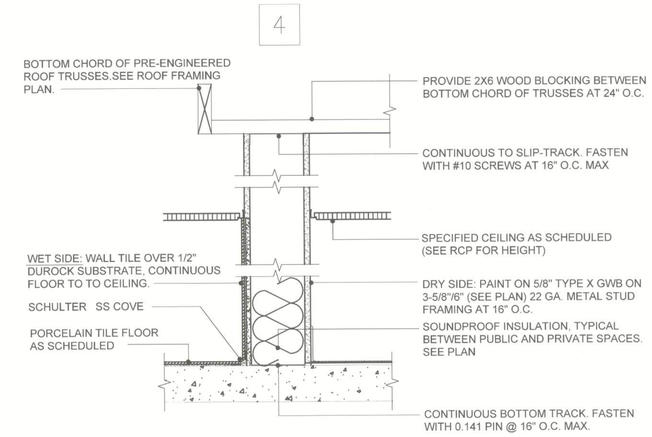

4 WET WALL PARTITION
SCALE: 1 1/2"=1'-0"

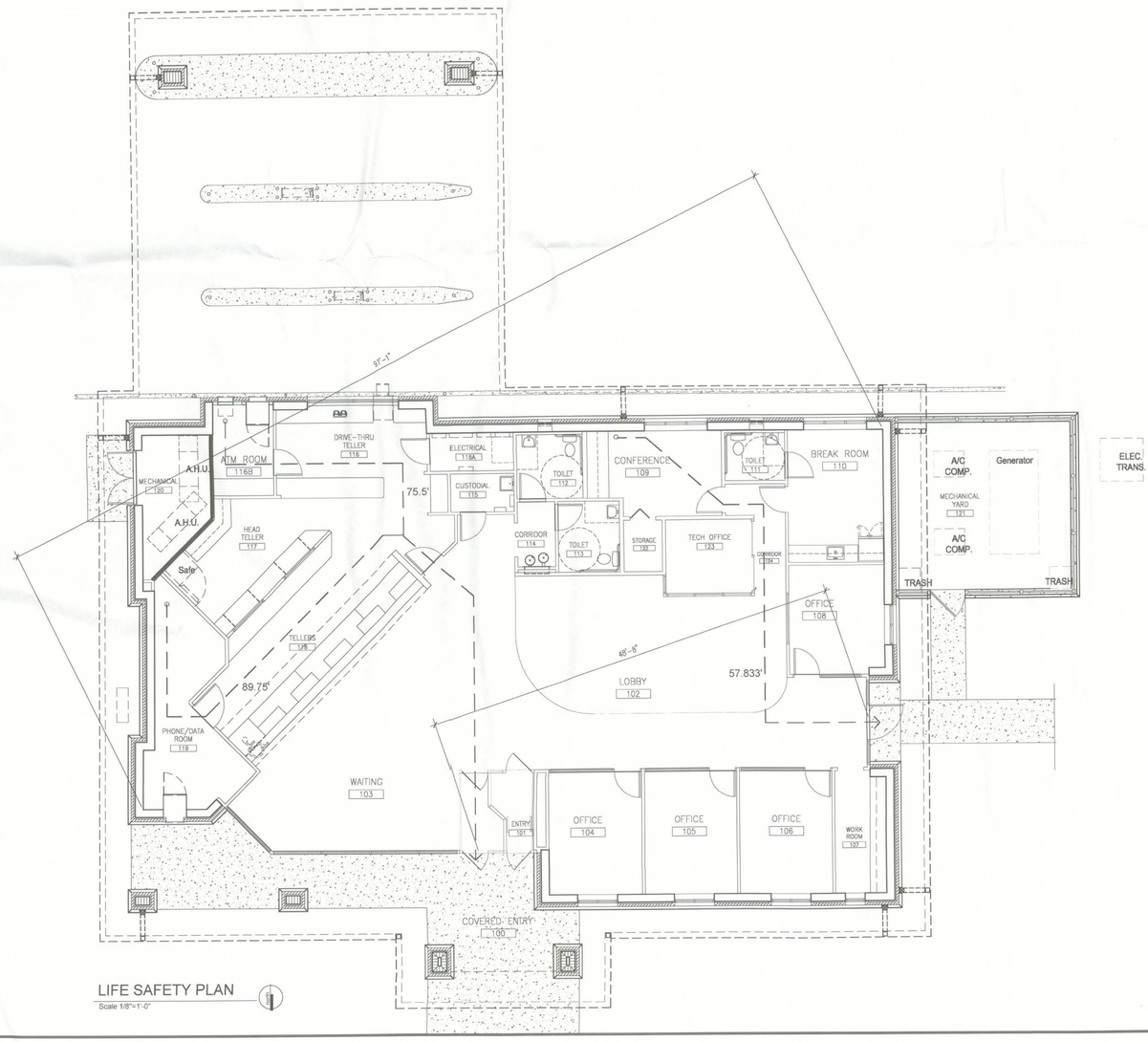

LIFE SAFETY PLAN
Scale 1/8"=1'-0"

LIFESAFETY LEGEND

- SMOKE RATED WALL
- ONE (1) HOUR RATED ASSEMBLY
- TWO (2) HOUR RATED ASSEMBLY
- EXIT PATH
- FEC — FIRE EXTINGUISHER CABINET
- ILLUMINATED EXIT SIGN

NOTES:

1. ALL PENETRATIONS THROUGH RATED ASSEMBLIES SHALL BE IN ACCORDANCE WITH APPROVED UL RATED DETAIL FOR PENETRATION TYPE
2. ALL NEW FIRE EXTINGUISHERS SHALL BE APPROVED FOR INSTALLATION BY THE AUTHORITY HAVING JURISDICTION.

APPLICABLE CODES AND STANDARDS

CODE RESOURCES

PROJECT HAS BEEN DESIGNED IN ACCORDANCE WITH 2010 F.B.C. SECTION 1603.1.4 FOR DESIGN PRESSURES GENERATED BY A DESIGN WIND VELOCITY OF 130 MPH.

FLORIDA BUILDING CODE, 2010 - BUILDING (with amendments)
FLORIDA BUILDING CODE, 2010 - MECHANICAL(with amendments)
FLORIDA BUILDING CODE, 2010 - PLUMBING (with amendments)
FLORIDA BUILDING CODE, 2010 - FUEL GAS (with amendments)
FLORIDA ACCESSIBILITY CODE FOR BUILDING CONSTRUCTION (CHAPTER 11, FBC-201O)(with amendments)
LIFE SAFETY CODE, NFPA 101, Latest Edition
NATIONAL FIRE ALARM CODE, NFPA 72, Latest Edition
FLORIDA FIRE PREVENTION CODE, Latest Edition
NATIONAL ELECTRICAL CODE, Latest Edition
STANDARD FOR THE INSTALLATION OF AIR CONDITIONING AND VENTILATING SYSTEMS, NFPA 90A, Latest Edition
SMACNA, FIRE, SMOKE AND RADIATION DAMPER INSTALLATION GUIDE FOR HVAC SYSTEMS, Latest Edition

BUILDING INFORMATION

BUILDING INFORMATION

DESCRIPTION:	BRANCH BANK WITH ATTACHED (3) LANE DRIVE-THRU
EXISTING HEIGHT & FLOORS:	22'-8" TALL TO ROOF RIDGE, ONE (1) STORY
CONSTRUCTION TYPE:	TYPE III B
OCCUPANCY CLASS:	BUSINESS (B), NON-SEPARATED
SPRINKLERED:	NO
MAX. BUILDING AREA:	19,000 S.F.
MAX. BUILDING HEIGHT:	4 STORIES (55')

BUILDING AREA (S.F.)

GROSS UNDER-ROOF AREA:	8,001 S.F. (INCLUDES DRIVE-THRU CANOPY)
GROSS ENCLOSED AREA:	4,720 S.F.
GROSS USEABLE AREA:	4,359 S.F.
OCCUPANT LOAD:	47 (1 OCC. / 100 ENCLOSED GSF)

MEANS OF EGRESS

OCCUPANT LOAD:	47
MAX. TRAVEL DISTANCE:	200'
MIN. NUMBER OF EXITS:	2
MIN. EXIT SEPARATION:	48'-6" REQUIRED - 48'-8" PROVIDED
MIN. EGRESS CORRIDOR WIDTH:	44" CLEAR
MIN. EGRESS DOOR WIDTH:	32" CLEAR - 34" PROVIDED
MAX. DEAD END CORRIDOR:	20'
FIRE SEPARATION:	NOT REQUIRED
EMERGENCY ILLUMINATION:	REQUIRED - PROVIDED
FIRE ALARM:	REQUIRED - PROVIDED
FIRE PROTECTION SYSTEM:	NOT REQUIRED

PORTABLE FIRE EXTINGUISHERS (F.E.)

MAX. TRAVEL DISTANCE TO F.E.:	75'
MIN. NUMBER OF F.E.:	1 REQUIRED / 11,250 S.F. 3 PROVIDED (LOCATED NEAR EGRESS DOORS)

PLUMBING FIXTURES

WATER CLOSETS:	2 REQUIRED - 3 PROVIDED
LAVATORIES:	2 REQUIRED - 3 PROVIDED
DRINKING FOUNTAINS:	1 REQUIRED - 2 PROVIDED
SERVICE SINKS:	1 REQUIRED - 1 PROVIDED

ROBERT S. TAYLOR, SR., ARCHITECT
FLORIDA REGISTRATION AR-0007526
2504 NW 71st Place, Gainesville, Fl 32652
Phone 352-371-1417

CAMPUS USA
1678 W. US Highway 90
LAKE CITY, Florida

NO.	DATE	REVISION

SCHERER CONSTRUCTION OF NORTH FLORIDA, LLC.
GAINESVILLE, FL 352-371-1417

ADDITIONAL OFFICES IN:
ST. PETERSBURG / ORLANDO / JACKSONVILLE
800-741-3188

JOB NO.	13-621A
DRAWN	rt
DATE	5.14.2013
SCALE	VARIES
SHT.	LS 1.11 (Life Safety Plan)

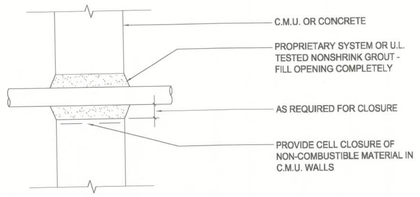

CONCRETE MASONRY UNITS OR SOLID CONCRETE WALLS

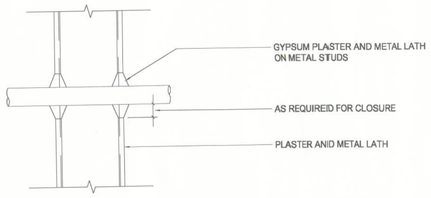

GYPSUM PLASTER, METAL LATH AND METAL STUD PARTITIONS

1 WALL PENETRATIONS

SCALE: 1 1/2"=1'-0"

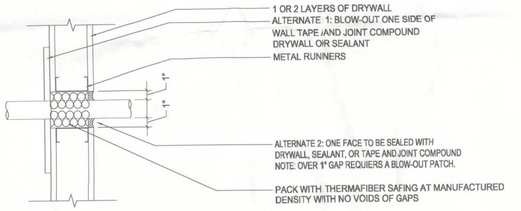

SECTION

ALTERNATE 1 OR 2 MAY BE USED ON EITHER SIDE OF WALL. ONE SIDE OF PENETRATION MAY REMAIN OPEN.

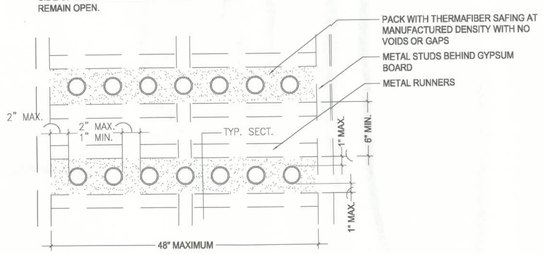

2 MULTIPLE CONDUIT/PIPE PENETRATIONS

SCALE: 1 1/2"=1'-0"

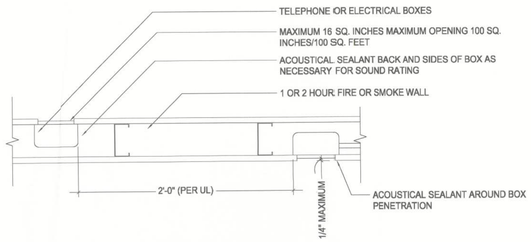

ADJACENT ELECTRICAL BOXES



SHALLOW FIVE SIDED BOX

REQUIRED WHERE BOX EXCEEDS 16 SQ. INCHES OR AGGREGATE OF BOXES EXCEEDS 100 SQ. INCHES/100 SQ. FEET OF WALL AREA

ELECTRICAL JUNCTION BOXES

WHEN A METALLIC JUNCTION BOX FOR ELECTRICAL RECEPTACLES OR SWITCHES IS CONTAINED WITHIN A RATED WALL OF GYPSUM DRYWALL CONSTRUCTION AND AN OPENING IS PROVIDED FOR THE BOX IN THE SURFACE OF THAT WALL, THE AREA OF THE OPENING MAY NOT EXCEED 16 SQUARE INCHES, UNLESS THE JUNCTION BOX IS ENCLOSED BY A "FIVE SIDED BOX" (SEE APPROVED DETAILS).

THE AGGREGATE AREA OF ALL SUCH JUNCTION BOXES IN A RATED WALL NOT ENCLOSED BY "FIVE SIDED BOXES" DESCRIBED ABOVE SHALL NOT EXCEED 100 SQUARE INCHES IN 100 SQUARE FEET OF WALL AREA AS MEASURED FROM FLOOR TO STRUCTURAL DECK OR RATED MEMBRANE.

JUNCTION BOXES WITH OPENINGS ON OPPOSITE FACES OF RATED WALLS SHALL HAVE A HORIZONTAL SEPARATION OF 24 INCHES AS A MINIMUM, REGARDLESS OF BOX SIZE, UNLESS ENCLOSED BY "FIVE SIDED BOXES."

LOCATIONS OF STUDS DO NOT HAVE ANY BEARING ON THE ABOVE REQUIREMENTS, NOR DOES THE USE OF MINERAL WOOL FIRE SAFING ALTER THESE REQUIREMENTS.

3 JUNCTION BOX STUD WALL DETAIL

SCALE: 1 1/2"=1'-0"



METAL STUD

4 DAMPER SLEEVE INSTALLATION

SCALE: 1 1/2"=1'-0"

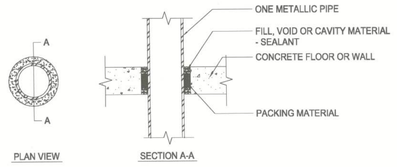

5 SANITARY PIPE PENETRATION

UL SYSTEM NO. CAJ1135

SCALE: 1 1/2"=1'-0"

ROBERT S. TAYLOR, SR., ARCHITECT
FLORIDA REGISTRATION AR-0007526
2504 NW 71st Place, Gainesville, Fl 32652
Phone 352-371-1417

CAMPUS USA
1678 W. US Highway 90
LAKE CITY, Florida

NO.	DATE	REVISION

SCHERER CONSTRUCTION OF NORTH FLORIDA, LLC.
GAINESVILLE, FL 352-371-1417
ADDITIONAL OFFICES IN:
ST. PETERSBURG/ORLANDO/JACKSONVILLE
800-741-3188

JOB NO. 13-621A
DRAWN rt
DATE 5.14.2013
SCALE 1 1/2" = 1'-0"
SHT. LS 2.20 (Pent.Details)

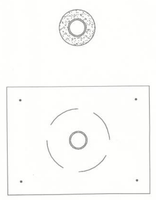

SMALL OPENINGS MAY BE PATCHED USING JOINT COMPOUND, CAULK, OR BLOW-OUT PATCHES.

LARGE OPENINGS REQUIRE A BLOW OUT PATCH OR WALL REPAIR.

SMOKE RESISTANT WALLS

UP TO 1/2" OPENINGS MAY BE FILLED FULL DEPTH OF DRYWALL WITH ACOUSTICAL SEALANT. STRIKE OFF AT FACE OF DRYWALL. DO NOT SPREAD BEYOND OPENING. ALTERNATIVELY, A PROPRIETARY SYSTEM MAY BE USED.

UP TO 1/4" OPENINGS MAY BE FILLED WITH JOINT COMPOUND.

UP TO 1/8" OPENINGS DO NOT REQUIRE ANY TREATMENT.

LARGER THAN 1/2" OPENINGS REQUIRE A BLOW-OUT PATCH. SOME LOCAL JURISDICTIONS DO NOT ALLOW THE BLOW-OUT PATCH.

30 MINUTE, 1 HOUR AND 2 HOUR RATED WALLS (FIRE, FIRE AND SMOKE)

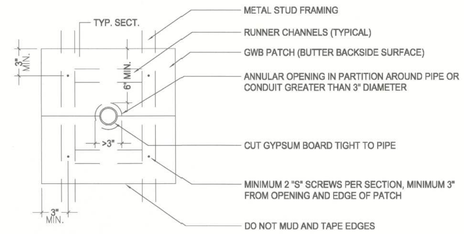

HOLES OVER 3" DIAMETER

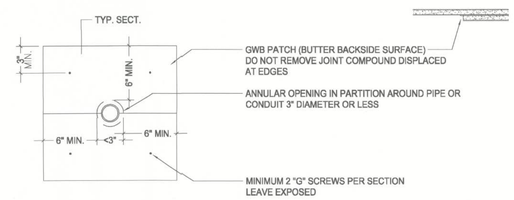

HOLES UP TO 3" DIAMETER

BLOW-OUT PATCH

ONLY 1 LAYER ON EACH SIDE OF WALL REQUIRED FOR 1 OR 2 HOUR WALLS.
BLOW-OUT PATCH IS NOT ACCEPTABLE ON WALLS RATED AT 3 OR 4 HOURS.

NOTES:
1. BUTTER ENTIRE BACK SIDE OF PATCH WITH JOINT COMPOUND.
2. LEAVE ALL SCREWS EXPOSED.

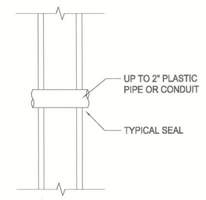

UNSLEEVED

FOR PIPES AND CONDUIT NOT SUBJECT TO MOVEMENT OR CONDENSATION

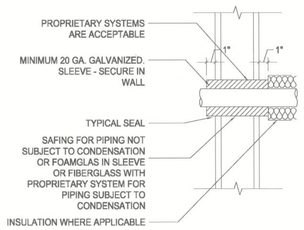

SLEEVED

FOR PIPES AND CONDUIT SUBJECT TO VIBRATION, EXPANSION, CONTRACTION, AND/OR CONDENSATION

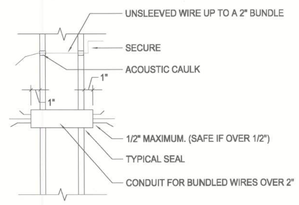

WIRE PENETRATIONS

SLEEVES SHALL BE SECURED IN THE WALL TO PREVENT MOVEMENT

TYPICAL SEAL AS FOLLOWS: <1/2" = ACOUSTIC CAULK OR DRYWALL JOINT COMPOUND (NO TAPE)
>1/2" = BLOW-OUT PATCH OR PROPRIETARY SYSTEM

1 BLOW-OUT PATCH – SMALL HOLES
SCALE: 1 1/2"=1'-0"

2 BLOW-OUT PATCH – LARGE HOLES
SCALE: 1 1/2"=1'-0"

3 FIRE OR SMOKE WALL PENETRATIONS
SCALE: 1 1/2"=1'-0"

ROBERT S. TAYLOR, SR., ARCHITECT
FLORIDA REGISTRATION AR-0007526
2504 NW 71st Place, Gainesville, Fl 32652
Phone 352-371-1417

CAMPUS USA
1678 W. US Highway 90
LAKE CITY, Florida

NO.	DATE	REVISION

SCHERER CONSTRUCTION OF NORTH FLORIDA, LLC.
GAINESVILLE, FL 352-371-1417

ADDITIONAL OFFICES IN:
ST. PETERSBURG / ORLANDO / JACKSONVILLE
800-741-3188

JOB NO. 13-621A
DRAWN rt
DATE 5.14.2013
SCALE 1 1/2" = 1'-0"
SHT LS 2.21 (Paint Details)

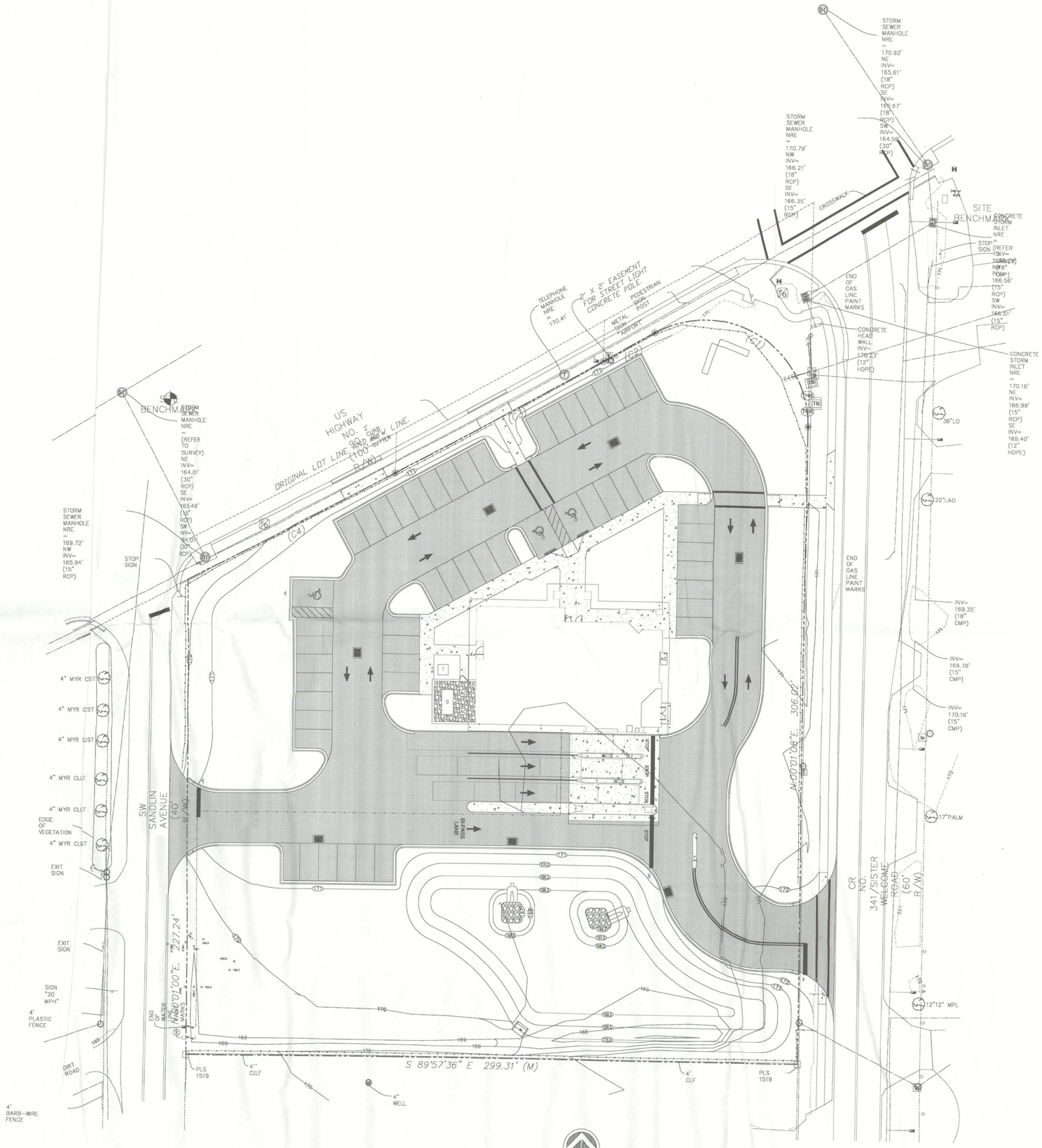

ARCHITECTURAL SITE PLAN

scale 1" = 20'

SEE CIVIL ENGINEERING PLANS FOR CONSTRUCTION

ROBERT S. TAYLOR, SR., ARCHITECT
FLORIDA REGISTRATION AR-0007526
2504 NW 71st Place, Gainesville, Fl 32652
Phone 352-371-1417

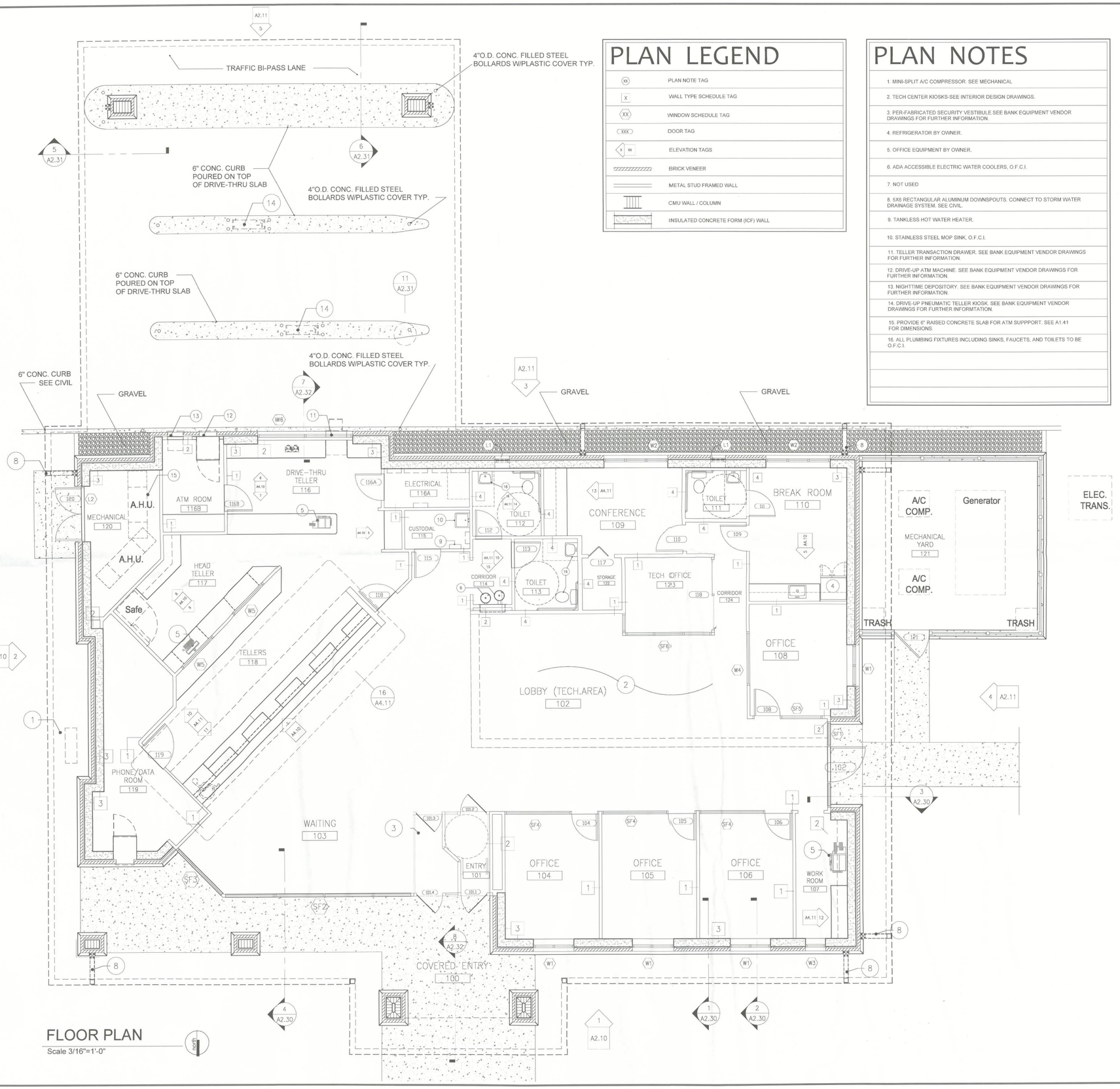

PLAN LEGEND

xx	PLAN NOTE TAG
X	WALL TYPE SCHEDULE TAG
XX	WINDOW SCHEDULE TAG
XXX	DOOR TAG
E xx	ELEVATION TAGS
	BRICK VENEER
	METAL STUD FRAMED WALL
	CMU WALL / COLUMN
	INSULATED CONCRETE FORM (ICF) WALL

PLAN NOTES

1. MINI-SPLIT A/C COMPRESSOR. SEE MECHANICAL.
2. TECH CENTER KIOSKS-SEE INTERIOR DESIGN DRAWINGS.
3. PER-FABRICATED SECURITY VESTIBULE.SEE BANK EQUIPMENT VENDOR DRAWINGS FOR FURTHER INFORMATION.
4. REFRIGERATOR BY OWNER.
5. OFFICE EQUIPMENT BY OWNER.
6. ADA ACCESSIBLE ELECTRIC WATER COOLERS, O.F.C.I.
7. NOT USED
8. 5X6 RECTANGULAR ALUMINUM DOWNSPOUTS. CONNECT TO STORM WATER DRAINAGE SYSTEM. SEE CIVIL.
9. TANKLESS HOT WATER HEATER.
10. STAINLESS STEEL MOP SINK, O.F.C.I.
11. TELLER TRANSACTION DRAWER. SEE BANK EQUIPMENT VENDOR DRAWINGS FOR FURTHER INFORMATION.
12. DRIVE-UP ATM MACHINE. SEE BANK EQUIPMENT VENDOR DRAWINGS FOR FURTHER INFORMATION.
13. NIGHTTIME DEPOSITORY. SEE BANK EQUIPMENT VENDOR DRAWINGS FOR FURTHER INFORMATION.
14. DRIVE-UP PNEUMATIC TELLER KIOSK. SEE BANK EQUIPMENT VENDOR DRAWINGS FOR FURTHER INFORMTATION.
15. PROVIDE 6" RAISED CONCRETE SLAB FOR ATM SUPPPORT. SEE A1.41 FOR DIMENSIONS.
16. ALL PLUMBING FIXTURES INCLUDING SINKS, FAUCETS, AND TOILETS TO BE O.F.C.I.

FLOOR PLAN

Scale 3/16"=1'-0"

ROBERT S. TAYLOR, SR., ARCHITECT
FLORIDA REGISTRATION AR-0007526
2504 NW 71st Place, Gainesville, Fl 32652
Phone 352-371-1417

CAMPUS USA
1678 W. US Highway 90
LAKE CITY, Florida

NO.	DATE	REVISION

SCHERER CONSTRUCTION OF NORTH FLORIDA, LLC.
GAINESVILLE, FL 352-371-1417

ADDITIONAL OFFICES IN:
ST. PETERSBURG / ORLANDO / JACKSONVILLE
800-741-3188

JOB NO.	13-621A
DRAWN	rt
DATE	5.14.2013
SCALE	3/16"=1'-0"
SHT.	A 1.11 (Floor Plan)

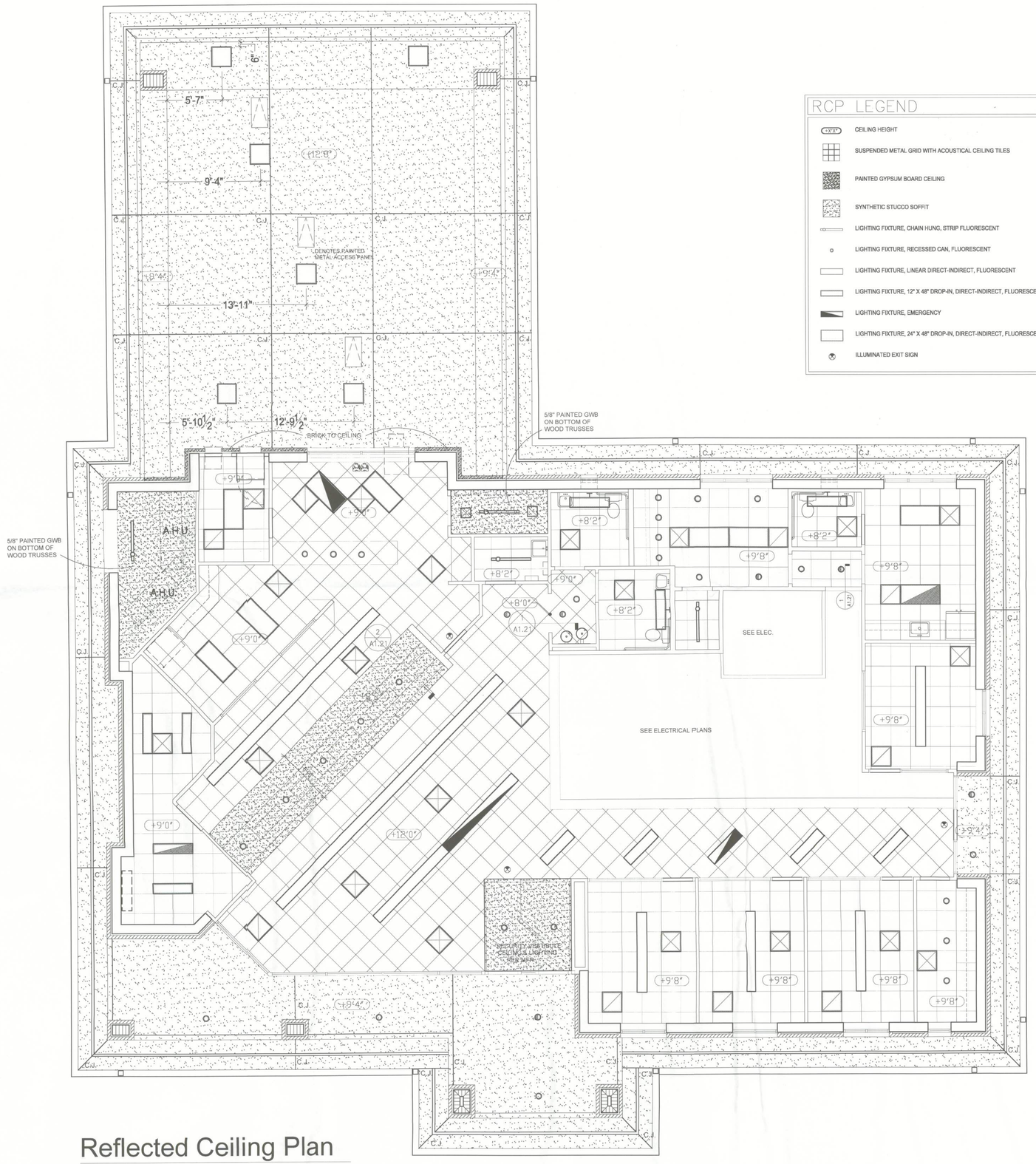

Reflected Ceiling Plan

Scale 3/16"=1'-0"

RCP LEGEND

- CEILING HEIGHT
- SUSPENDED METAL GRID WITH ACOUSTICAL CEILING TILES
- PAINTED GYPSUM BOARD CEILING
- SYNTHETIC STUCCO SOFFIT
- LIGHTING FIXTURE, CHAIN HUNG, STRIP FLUORESCENT
- LIGHTING FIXTURE, RECESSED CAN, FLUORESCENT
- LIGHTING FIXTURE, LINEAR DIRECT-INDIRECT, FLUORESCENT
- LIGHTING FIXTURE, 12" X 48" DROP-IN, DIRECT-INDIRECT, FLUORESCENT
- LIGHTING FIXTURE, EMERGENCY
- LIGHTING FIXTURE, 24" X 48" DROP-IN, DIRECT-INDIRECT, FLUORESCENT
- ILLUMINATED EXIT SIGN

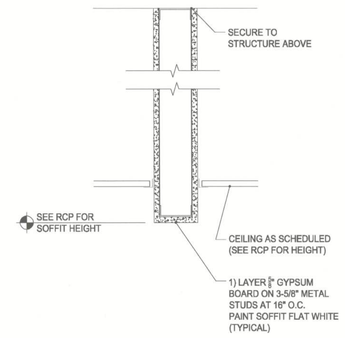

1 TYP. SOFFIT DETAIL
SCALE: 1 1/2"=1'-0"

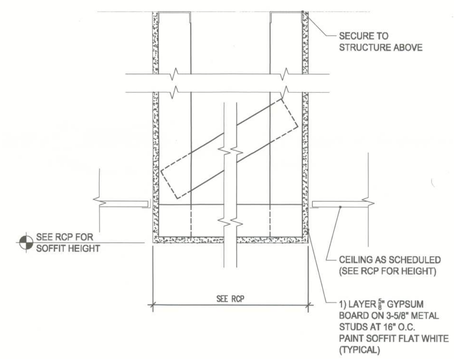

2 TYP. SOFFIT DETAIL
SCALE: 1 1/2"=1'-0"

ROBERT S. TAYLOR, SR., ARCHITECT
FLORIDA REGISTRATION AR-0007526
2504 NW 71st Place, Gainesville, Fl 32652
Phone 352-371-1417

CAMPUS USA
1678 W. US Highway 90
LAKE CITY, Florida

NO.	DATE	REVISION

SCHERER

CONSTRUCTION OF NORTH FLORIDA, LLC.
GAINESVILLE, FL 352-371-1417

ADDITIONAL OFFICES IN:
ST. PETERSBURG / ORLANDO / JACKSONVILLE
800-741-3188

JOB NO.	13-621A
DRAWN	rt
DATE	5.02.2013
SCALE	3/16"=1'-0"
SHT.	A1.21 (RCP)

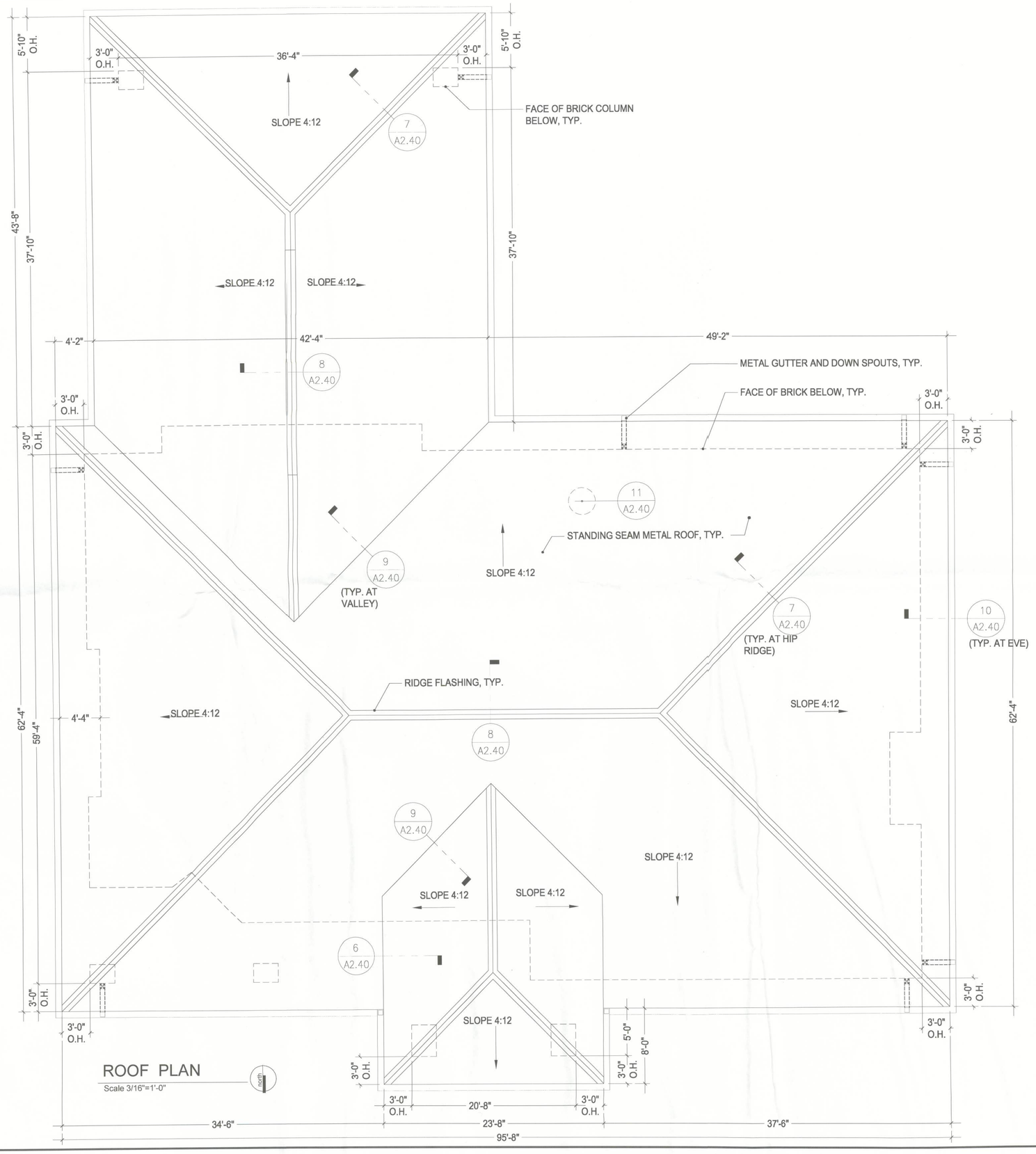

ROOF PLAN

Scale 3/16"=1'-0"

CAMPUS USA
1678 W. US Highway 90
LAKE CITY, Florida

NO.	DATE	REVISION

SCHERER CONSTRUCTION OF NORTH FLORIDA, LLC.
GAINESVILLE, FL 352-371-1417

ADDITIONAL OFFICES IN:
ST. PETERSBURG / ORLANDO / JACKSONVILLE
800-741-3188

JOB NO.	13-621A
DRAWN:	rt
DATE	5.14.2013
SCALE:	3/16"=1'-0"
SHT.	A1.31 (Roof Plan)

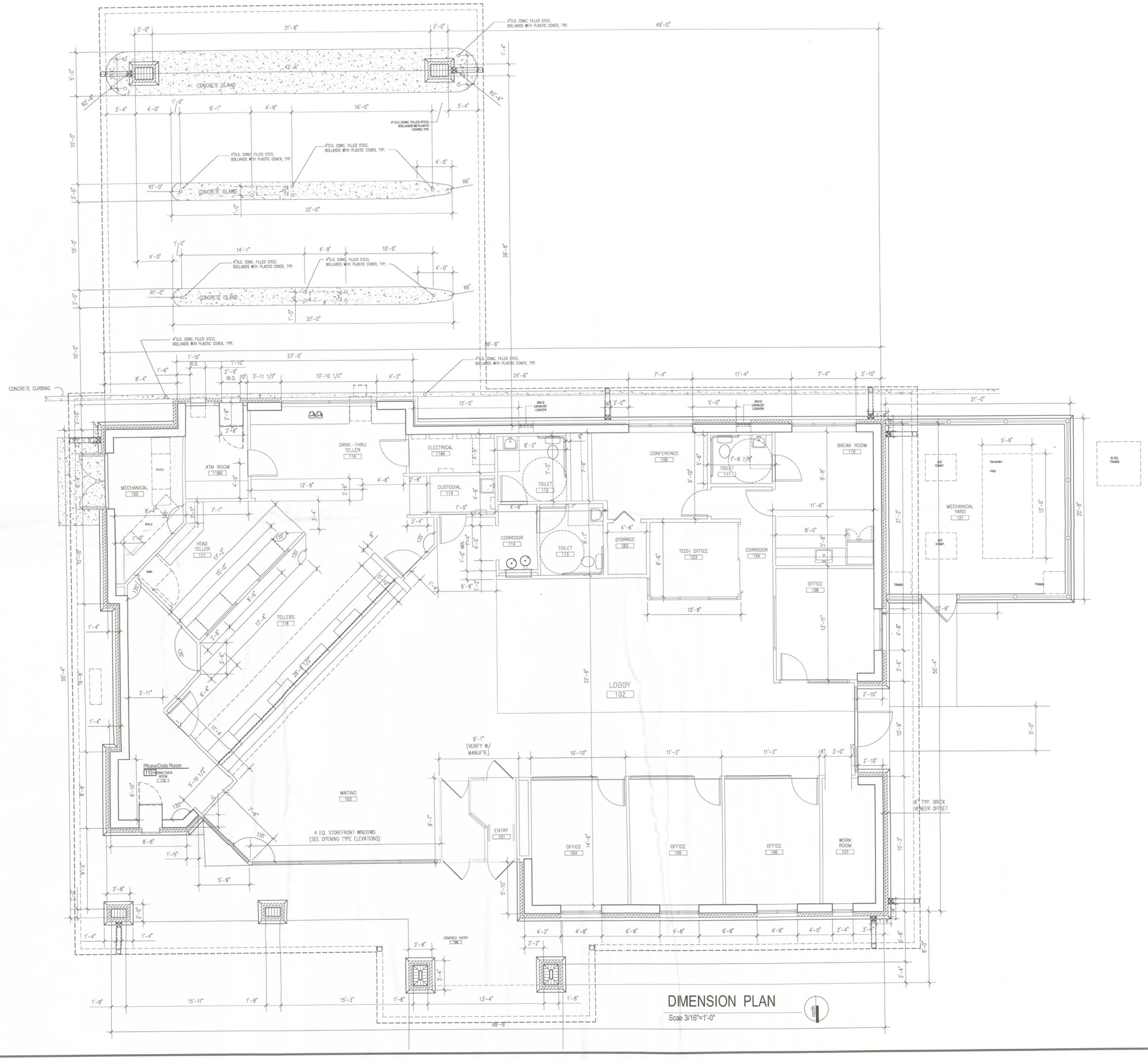

DIMENSION PLAN

Scale 3/16"=1'-0"

ROBERT S. TAYLOR, SR., ARCHITECT
FLORIDA REGISTRATION AR-0007526
2504 NW 71st Place, Gainesville, Fl 32652
Phone 352-371-1417

CAMPUS USA
1678 W. US Highway 90
LAKE CITY, Florida

NO.	DATE	REVISION

SCHERER CONSTRUCTION OF NORTH FLORIDA, LLC.
GAINESVILLE, FL 352-371-1417

ADDITIONAL OFFICES IN:
ST. PETERSBURG / ORLANDO / JACKSONVILLE
800-741-3188

JOB NO.	13-621A
DRAWN	rt
DATE	5.14.2013
SCALE	3/16"=1'-0"
SHT.	A 1.41 (Dimension Plan)

ROOM FINISH SCHEDULE

ROOM NO.	ROOM NAME	FLOOR	BASE	WALLS NORTH	WALLS EAST	WALLS SOUTH	WALLS WEST	CEILING	REMARKS
100	COVERED ENTRY	-	-	-	-	-	-	-	SEE ARCHITECTURAL SPECS FOR EXTERIOR FINISHES
101	ENTRY (SECURITY VESTIBULE)	T-1	-	-	-	-	-	-	SEE BANK EQUIPMENT VENDOR DOCUMENTS
102	LOBBY	T-1 / T-2	TB-1	PT-1 / PT-2	PT-1	PT-1	PT-1	ACT-1	-
103	WAITING	T-1 / T-2	TB-1	PT-1	PT-1	PT-1	PT-1	ACT-1	-
104	OFFICE	CPT-1	RB-1	PT-1	PT-1	PT-2	PT-1	ACT-1	-
105	OFFICE	CPT-1	RB-1	PT-1	PT-1	PT-2	PT-1	ACT-1	-
106	OFFICE	CPT-1	RB-1	PT-1	PT-1	PT-2	PT-1	ACT-1	-
107	WORK ROOM	T-1 / T-2	TB-1	PT-1	PT-1	PT-2	PT-1	ACT-1	-
108	OFFICE	CPT-1	RB-1	PT-1	PT-2	PT-1	PT-1	ACT-1	-
109	CONFERENCE ROOM	CPT-1	RB-1	PT-2	PT-1	PT-1	PT-1 / PT-2	ACT-1	-
110	BREAK ROOM	T-1 ~~VCT-1~~	TB-1 ~~RB-1~~	PT-2	PT-1	PT-1	PT-1 (EPXY)	ACT-1	EPOXY LATEX ABOVE SINK
111	TOILET	T-1	SEE REMARK	T-2	T-2	T-2	T-2	ACT-1	T-2 TO CEILING, SCHLUTER SS COVE STRIP AT FLOOR
112	TOILET	T-1	SEE REMARK	T-2	T-2	T-2	T-2	ACT-1	T-2 TO CEILING, SCHLUTER SS COVE STRIP AT FLOOR
113	TOILET	T-1	SEE REMARK	T-2	T-2	T-2	T-2	ACT-1	T-2 TO CEILING, SCHLUTER SS COVE STRIP AT FLOOR
114	CORRIDOR	T-1 / T-2	TB-1	PT-2	PT-2	PT-2	PT-2	ACT-1	-
115	CUSTODIAL	VCT-1	RB-1	PT-1	PT-1 (EPXY)	PT-1	PT-1	ACT-1	-
116	DRIVE-THRU TELLER	CPT-1	RB-1	PT-2	PT-1	PT-1	PT-1	ACT-1	-
116A	ELECTRICAL	VCT-1	RB-1	PT-1	PT-1	PT-1	PT-1	PT-3	-
116B	ATM ROOM	VCT-1	RB-1	PT-1	PT-1	PT-1	PT-1	ACT-1	-
117	HEAD TELLER	CPT-1	RB-1	PT-1	PT-1	PT-2 / WC-1	PT-1	ACT-1	-
118	TELLERS	CPT-1	RB-1	PT-2 / WC-1	PT-1	PT-1	PT-1	ACT-1	-
119	PHONE / DATA ROOM	VCT-2	RB-1	PT-1	PT-1	PT-1	PT-1	ACT-1	-
120	MECHANICAL ROOM	-	RB-1	PT-1	PT-1	PT-1	PT-1	PT-3 (EPXY)	SEALED CONCRETE FLOOR
121	MECHANICAL YARD	-	-	-	-	-	-	-	SEE ARCHITECTURAL SPECS FOR EXTERIOR FINISHES

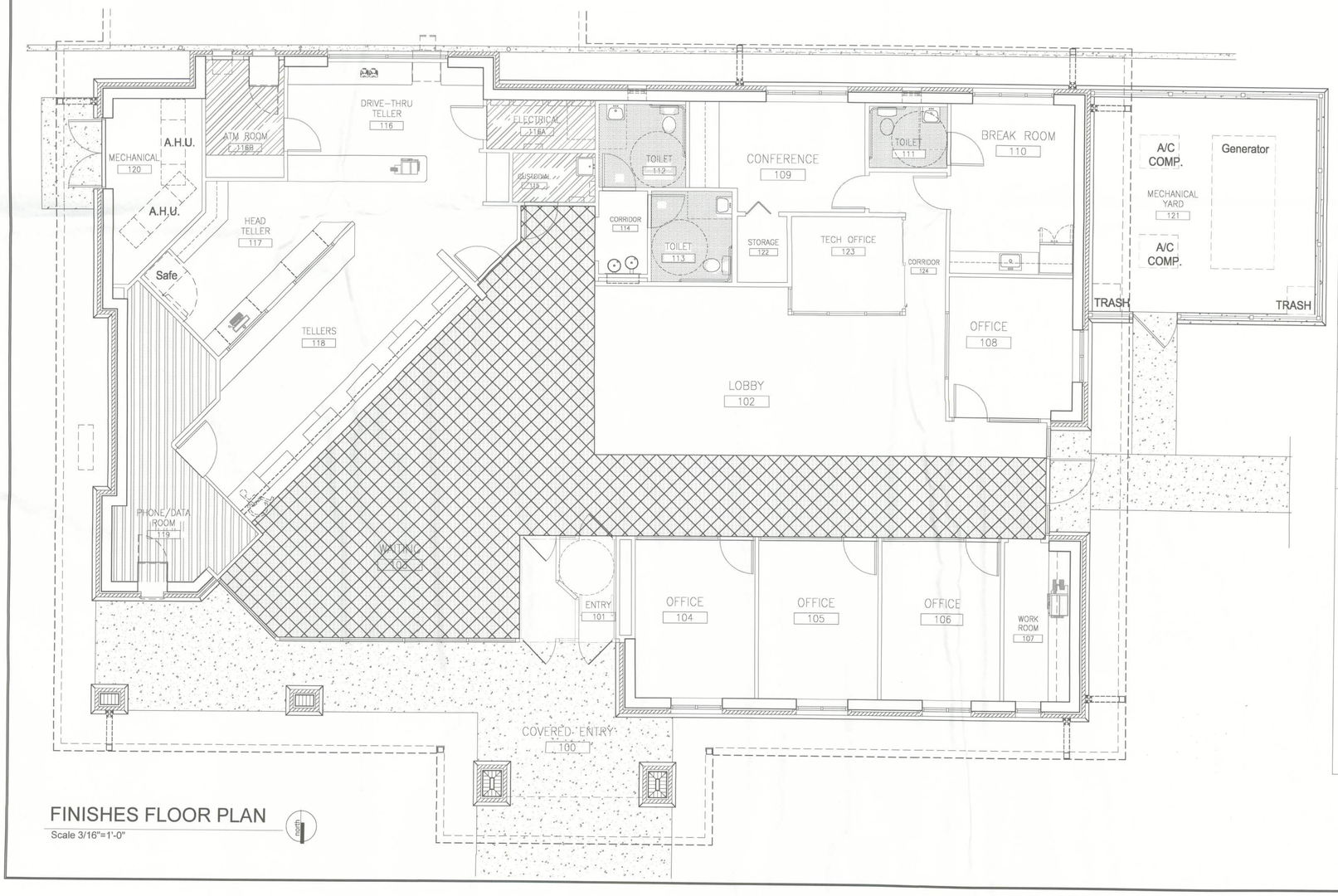

FINISHES FLOOR PLAN

Scale 3/16"=1'-0"

FINISH PLAN LEGEND

- SCHEDULED CARPET WITH RUBBER BASE (CPT-1)
- SCHEDULED VCT WITH RUBBER BASE (VCT-1,2)
- SCHEDULED FLOOR TILE - SEE FINISH SCHEDULE FOR BASE (T-2)
- SCHEDULED SLIP-RESISTANT FLOOR TILE - SEE FINISH SCHEDULE FOR BASE (T-1)

MATERIAL SYMBOL LEGEND

SYMBOL	MANUFACTURER	DESCRIPTION & SIZE	REMARKS
CARPET:			
CPT-1	SHAW CONTRACT	STYLE: TEXT 5A123 / COLOR: BUTTERCUP 23103 / CLASSIC BACKING, 12' BROADLOOM, SOLUTION AND YARN DYED, 26 OZ WT.	
RUBBER BASE:			
RB-1	JOHNSONITE	COLOR: 150 WETLANDS, 4" RUBBER STRAIGHT BASE	ROLL GOODS ONLY
PORCELAIN TILE:			
T-1	CROSSVILLE	EMPIRE SERIES, COLOR: PALAIS TAUPE VS81, UNPOLISHED, 14"X14" NOMINAL SIZE	USE W/ GR-1, 1/8" GROUT JOINT, SEE FINISH PLAN FOR INSTALL
T-2	CROSSVILLE	EMPIRE SERIES, COLOR: PALAIS TAUPE VS81, POLISHED, 14"X14" NOMINAL SIZE	USE W/ GR-1, 1/8" GROUT JOINT, SEE FINISH PLAN FOR INSTALL
TILE BASE:			
TB-1	CROSSVILLE	EMPIRE SERIES, COLOR: PALAIS TAUPE VS81, POLISHED BULLNOSE, 3"X14" NOMINAL SIZE	USE W/ GR-1, 1/8" GROUT JOINT
GROUT:			
GR-1	TEC	ACCU COLOR XT, COLOR: 915 LIGHT SMOKE	
VINYL COMPOSITION TILE:			
VCT-1	MANNINGTON	SOLID POINT SERIES, COLOR: SUEDE 319, 12"X12", 1/8" GAUGE	
VCT-2	ARMSTRONG	STATIC DISSIPATIVE TILE, COLOR: MARBLE BEIGE 51950, 12"X12", 1/8" GAUGE	
PLASTIC LAMINATE:			
PL-1	WILSONART	PATTERN: SHAKER CHERRY 7935-07, FINISH: TEXTURED GLOSS	WOOD GRAIN TO BE INSTALLED PARALLEL TO LONG SIDE OF SUBSTRATE, VERT. ON PANELS
PL-2	WILSONART	PATTERN: DESERT ZEPHYR 4841-60, FINISH: MATTE	
PL-3	WILSONART	PATTERN: VANILLA BEAN VS2002T, FINISH: TEXTURED	
SOLID SURFACE:			
SS-1	SILESTONE	TROPICAL FOREST SERIES, COLOR: BAMBOO, FINISH: POLISHED, 3CM THICK	
PAINT:			
PT-1	SHERWIN WILLIAMS	NANTUCKET DUNE SW7527, LRV 53%, EGGSHELL FINISH	
PT-2	SHERWIN WILLIAMS	OUTERBANKS SW7534, LRV 39%, EGGSHELL FINISH	
PT-3	SHERWIN WILLIAMS	SNOWBOUND SW7004, LRV 83%, FLAT FINISH	
PT-4	SHERWIN WILLIAMS	OUTERBANKS SW7534, LRV 39%, SEMI-GLOSS FINISH	
PT-5	STOCOAT	LOTUSAN SERIES, COLOR: MATCH EF-1 PER EXTERIOR ELEVATION FINISH SCHEDULE	
WALLCOVERING:			
WC-1	MDC WALLCOVERING / LEN-TEX CONTRACT	PATTERN: KENSHO, COLOR: EARTH 2081-KO, 53"/54" TYPE II, 21 OZ. PLY	INSTALL: REVERSIBLE STRAIGHT ACROSS MATCH AT 52"
ACOUSTICAL CEILING TILE:			
ACT-1	ARMSTRONG	DUNE BEVELED TEGULAR, FINE TEXTURE, 2'X2'X5/8" WITH SUPRAFINE 9/16" EXPOSED T-GRID	INSTALL: REVERSIBLE STRAIGHT ACROSS MATCH AT 52"
WOOD STAIN:			
WD-1	TBD	STAIN TO MATCH ARCHITECT/DESIGNER FURNISHED SAMPLE	

GENERAL FINISH NOTES

1. THE INTENT OF THE FINISH SCHEDULE IS TO IDENTIFY FINISH LOCATIONS. IT IS THE RESPONSIBILITY OF THE CONTRACTOR TO NOTIFY THE ARCHITECT (IN WRITING) OF ANY DISCREPANCIES BETWEEN ANY AND ALL DRAWINGS AND CONTRACT DOCUMENTS.
2. CONTRACTOR SHALL SUBMIT TO THE ARCHITECT ACTUAL SAMPLES OF ALL MATERIALS AND COLORS SELECTED BY THE DESIGNER AND OWNER FOR VERIFICATION AND APPROVAL. SUBMITTALS MUST BE APPROVED BY ARCHITECT PRIOR TO CONTRACTOR ORDERING MATERIAL.
3. REFER TO FINISH PLANS AND INTERIOR ELEVATIONS FOR ADDITIONAL FLOOR AND WALL MATERIAL IDENTIFICATIONS.
4. UNLESS INDICATED OTHERWISE, ALL FLOOR MATERIAL CHANGES SHALL OCCUR AT THE CENTERLINE OF DOORWAYS.
5. INSTALLER TO PROVIDE CARPET SEAMING DIAGRAMS AND DIRECTION PLANS TO OFFICE OF THE ARCHITECT FOR APPROVAL PRIOR TO ORDERING AND INSTALLATION.
6. PROVIDE AND INSTALL SCHLUTER TRANSITION STRIPS (STAINLESS STEEL) BETWEEN ALL CARPET AND TILE TRANSITIONS AS REQUIRED.
7. PROVIDE AND INSTALL ADA COMPLIANT RUBBER TRANSITION STRIP TO MATCH SPECIFIED BASE AT VCT FLOORING CHANGE TRANSITIONS.
8. GYPSUM BOARD SOFFITS AND FURR DOWNS SHALL RECEIVE SAME WALL TREATMENT AS ADJACENT WALLS UNLESS OTHERWISE NOTED ON FINISH PLANS AND INTERIOR ELEVATIONS. HORIZONTAL SOFFIT SURFACES SHALL RECEIVE FLAT PAINT (PT-3) AS SPECIFIED.
9. ALL WOOD DOORS TO BE STAINED WD-1.
10. ALL HOLLOW METAL DOOR FRAMES TO BE PAINTED PT-4 UNLESS OTHERWISE NOTED. ANODIZED ALUMINUM STOREFRONT SHALL NOT BE PAINTED.
11. ALL HVAC REGISTERS AND GRILLES, ELECTRICAL PANELS, ACCESS PANELS, ELECTRICAL OUTLET STRIPS AND FIRE EXTINGUISHER CABINETS SHALL BE FIELD PAINTED TO MATCH OR COORDINATE WITH ADJACENT WALL OR CEILING FINISH. THIS NOTE APPLIES TO OCCUPIED AREAS ONLY.
12. ALL AREAS IN FINISH SCHEDULE DESIGNATED AS "EPXY" SHALL BE EPOXY LATEX TO MATCH PAINT COLOR NUMBERS AS INDICATED BY THE CODES ABOVE.
13. USE SANDED GROUT FOR FLOORS, USE UNSANDED GROUT FOR WALLS.
14. FINISH FOR ALL COVER PLATES TO BE IVORY.
15. PROVIDE SCHLUTER STAINLESS STEEL COVE TRANSITION BETWEEN FLOOR AND WALL TILE APPLICATIONS, TYPICAL IN BATHROOMS.

PROVISIONS OF CHAPTER 8 INTERIOR FINISHES SHALL GOVERN THE USE OF MATERIALS AS INTERIOR FINISHES BY LIMITING THE ALLOWABLE FLAME SPREAD AND SMOKE DEVELOPMENT BASED ON THE LOCATION AND OCCUPANCY.

REFER TO SPECIFICATION SECTION 01 81 13 FOR ALL SUSTAINABLE DESIGN REQUIREMENTS.

ROBERT S. TAYLOR, SR., ARCHITECT
FLORIDA REGISTRATION AR-0007526
2504 NW 71st Place, Gainesville, Fl 32652
Phone 352-371-1417

CAMPUS USA
1678 W. US Highway 90
LAKE CITY, Florida

NO.	DATE	REVISION

SCHERER CONSTRUCTION OF NORTH FLORIDA, LLC.
GAINESVILLE, FL 352-371-1417

ADDITIONAL OFFICES IN:
ST. PETERSBURG / ORLANDO / JACKSONVILLE
800-741-3188

JOB NO.	13-821A
DRAWN	rt
DATE	5.02.2013
SCALE	3/16"=1'-0"
SHT.	A 1.61 (Floor Finishes)

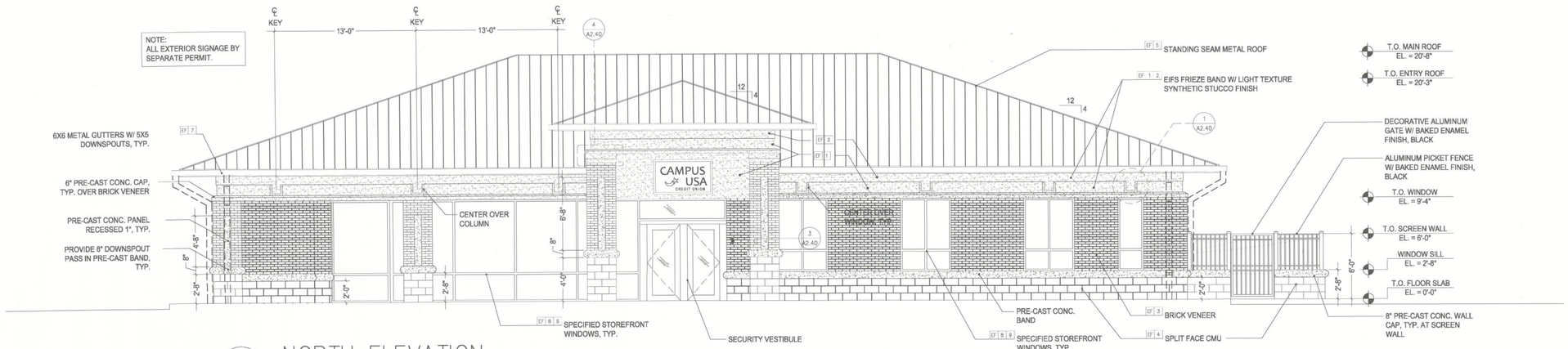

1 NORTH ELEVATION
SCALE: 3/16"=1'-0"

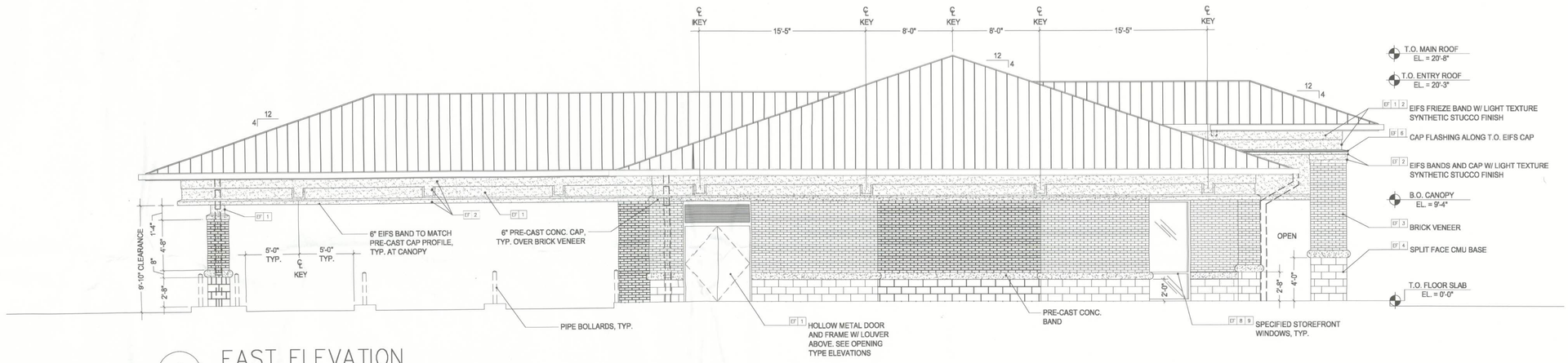

2 EAST ELEVATION
SCALE: 3/16"=1'-0"

EXTERIOR FINISH SCHEDULE

NOTE	MATERIAL	MANUFACTURER	SERIES	COLOR	LOCATION	NOTES
EF-1	EXTERIOR PAINT	SHERWIN WILLIAMS	ACCENT NO. 1	TBD	FIELDS, SOFFITS, FRIEZE	REFER TO SPECIFICATIONS
EF-2	EXTERIOR PAINT	SHERWIN WILLIAMS	ACCENT NO. 2	TBD	FASCIAS, TRIM, FRIEZE	REFER TO SPECIFICATIONS
EF-3	BRICK VENEER	–	–	–	–	REFER TO SPECIFICATIONS
EF-4	SPLIT FACE MASONRY	DEMACO BY TARMAC	DESERT	S6006	BUILDING & COLUMN BASES	–
EF-5	ROOF SYSTEM	UNA-CLAD	UC-9	CHARCOAL GRAY	ROOF	REFER TO SPECIFICATIONS
EF-6	ALUMINUM FLASHING	–	–	WHITE	–	–
EF-7	GUTTERS & DOWNSPOUTS	UNA-CLAD	–	SIERRA TAN	–	–
EF-8	ALUMINUM STOREFRONTS	YKK AP AMERICA	YHS-50	DARK BRONZE	–	–
EF-9	EXTERIOR GLAZING	VIRACON	VE 2-85	BLUE-GREEN TINTED GLASS	EXTERIOR GLAZING	REFER TO SPECIFICATIONS

ROBERT S. TAYLOR, SR., ARCHITECT
FLORIDA REGISTRATION AR-0007526
2504 NW 71st Place, Gainesville, Fl 32652
Phone 352-371-1417

CAMPUS USA
1678 W. US Highway 90
LAKE CITY, Florida

NO.	DATE	REVISION

SCHERER CONSTRUCTION OF NORTH FLORIDA, LLC.
GAINESVILLE, FL 352-371-1417

ADDITIONAL OFFICES IN:
ST. PETERSBURG / ORLANDO / JACKSONVILLE
800-741-3188

JOB NO.	13-621A
DRAWN	rt
DATE	5.02.2013
SCALE	3/16"=1'-0"
SHT.	A 2.10 (N.E. Ext.Elev.)

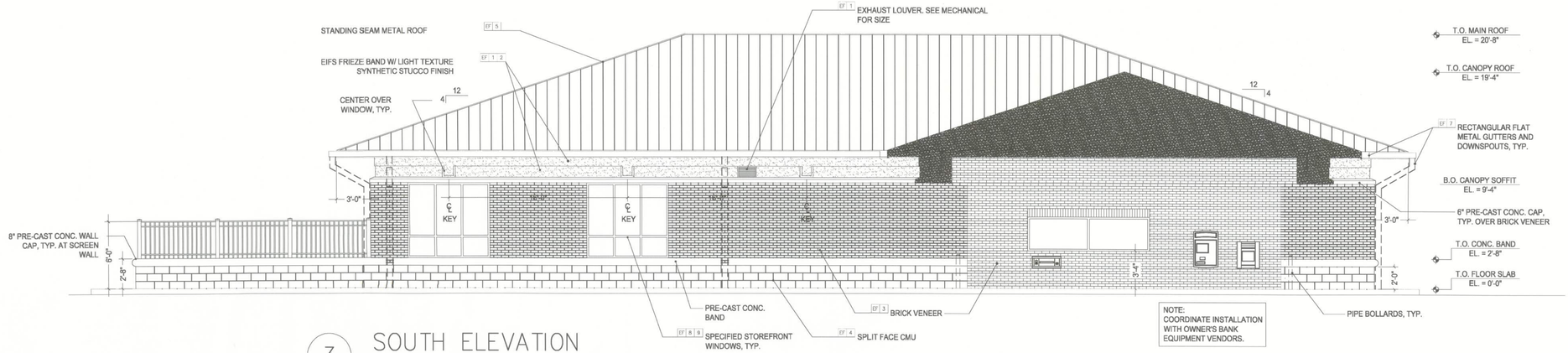

3 SOUTH ELEVATION
SCALE: 3/16"=1'-0"

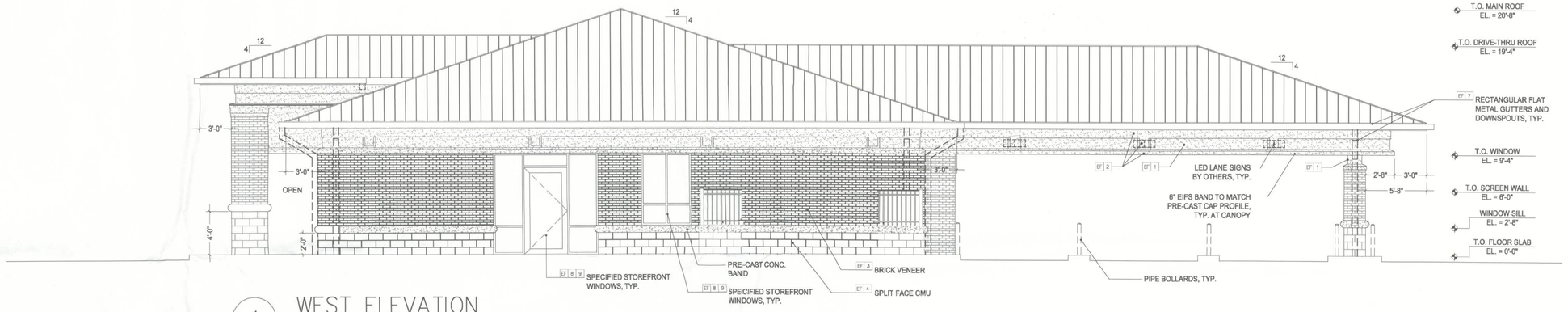

4 WEST ELEVATION
SCALE: 3/16"=1'-0"

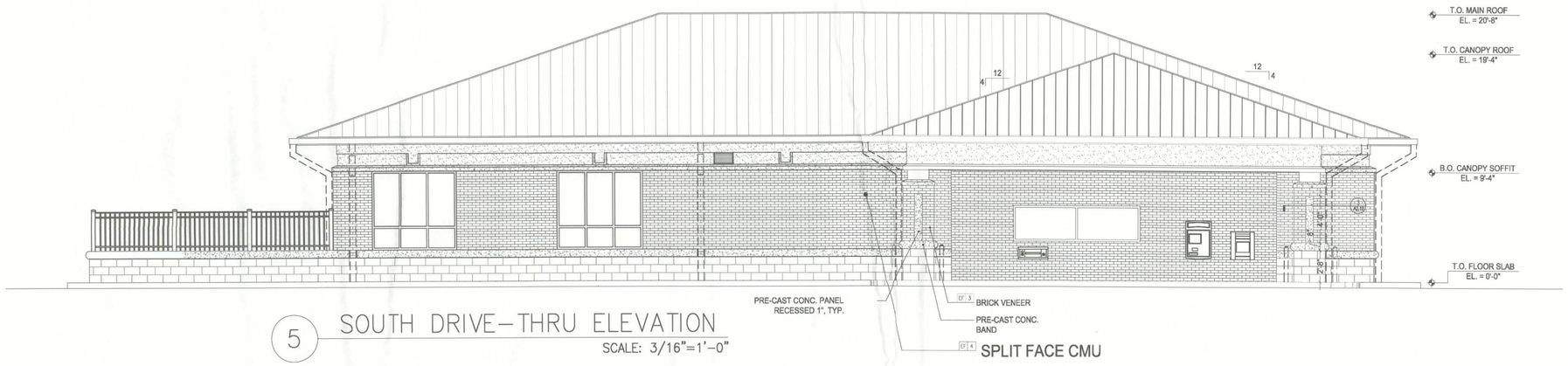

5 SOUTH DRIVE-THRU ELEVATION
SCALE: 3/16"=1'-0"

EXTERIOR FINISH SCHEDULE

NOTE	MATERIAL	MANUFACTURER	SERIES	COLOR	LOCATION	NOTES
EF-1	EXTERIOR PAINT	SHERWIN WILLIAMS	ACCENT NO. 1	TBD	FIELDS, SOFFITS, FRIEZE	REFER TO SPECIFICATIONS
EF-2	EXTERIOR PAINT	SHERWIN WILLIAMS	ACCENT NO. 2	TBD	FASCIAS, TRIM, FRIEZE	REFER TO SPECIFICATIONS
EF-3	BRICK VENEER	–	–	–	–	REFER TO SPECIFICATIONS
EF-4	SPLIT FACE MASONRY	DEMACO BY TARMAC	DESERT	S6006	BUILDING & COLUMN BASES	–
EF-5	ROOF SYSTEM	UNA-CLAD	UC-9	CHARCOAL GRAY	ROOF	REFER TO SPECIFICATIONS
EF-6	ALUMINUM FLASHING	–	–	WHITE	–	–
EF-7	GUTTERS & DOWNSPOUTS	UNA-CLAD	–	SIERRA TAN	–	–
EF-8	ALUMINUM STOREFRONTS	YKK AP AMERICA	YHS-50	DARK BRONZE	–	–
EF-9	EXTERIOR GLAZING	VIRACON	VE 2-85	BLUE-GREEN TINTED GLASS	EXTERIOR GLAZING	REFER TO SPECIFICATIONS

ROBERT S. TAYLOR, SR., ARCHITECT
FLORIDA REGISTRATION AR-0007526
2504 NW 71st Place, Gainesville, Fl 32652
Phone 352-371-1417

CAMPUS USA
1678 W. US Highway 90
LAKE CITY, Florida

NO.	DATE	REVISION

SCHERER CONSTRUCTION OF NORTH FLORIDA, LLC.
GAINESVILLE, FL 352-371-1417

ADDITIONAL OFFICES IN:
ST. PETERSBURG / ORLANDO / JACKSONVILLE
800-741-3188

JOB NO. 13-621A
DRAWN rt
DATE 5.02.2013
SCALE 3/16"=1'-0"
SHT. A.2.11 (S.W.Ext.Elev.)

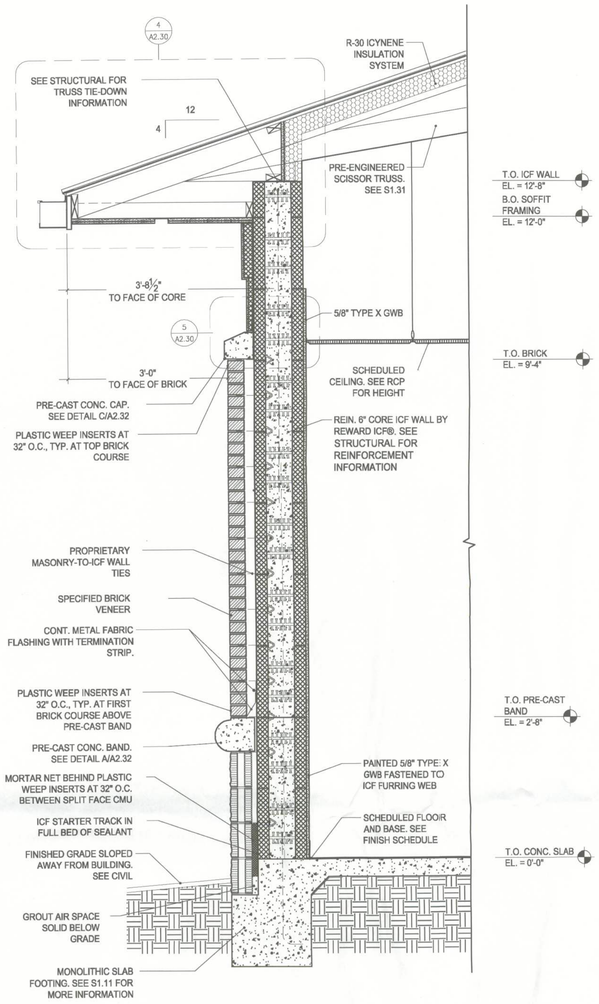

1 WALL SECTION

SCALE: 3/4"=1'-0"

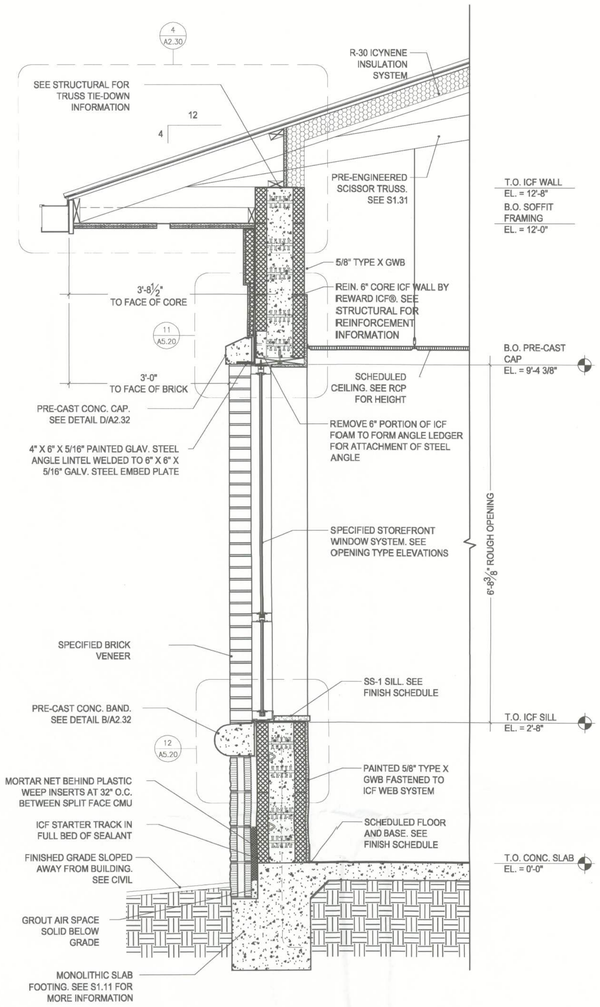

2 WALL SECTION

SCALE: 3/4"=1'-0"

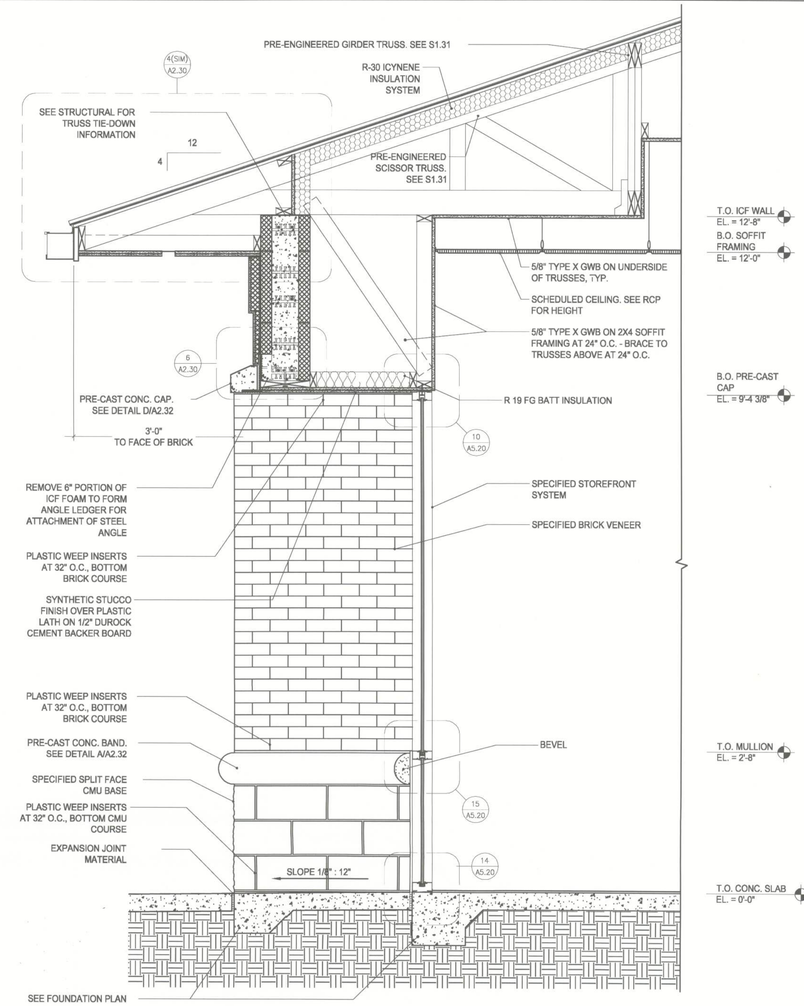

3 WALL SECTION

SCALE: 3/4"=1'-0"

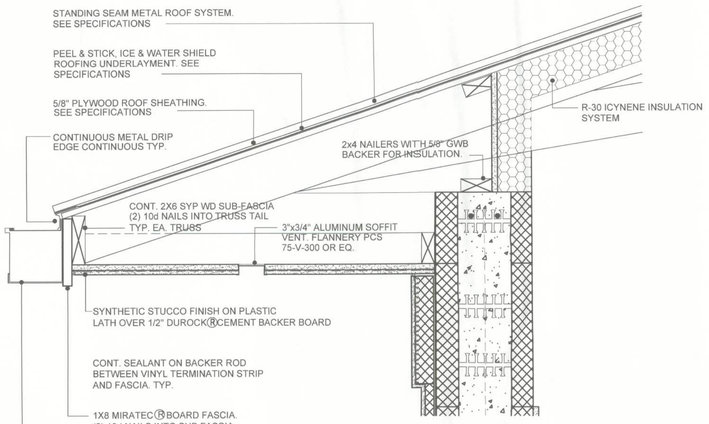

4 SECTION DETAIL

SCALE: 1 1/2"=1'-0"

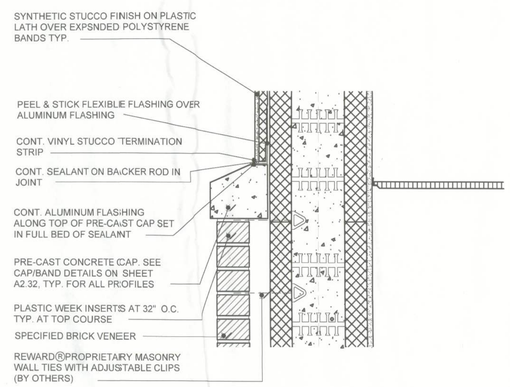

5 SECTION DETAIL

SCALE: 1 1/2"=1'-0"

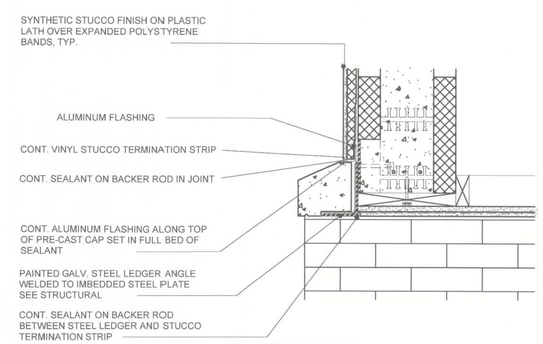

6 SECTION DETAIL

SCALE: 1 1/2"=1'-0"

ROBERT S. TAYLOR, SR., ARCHITECT
FLORIDA REGISTRATION AR-0007526
2504 NW 71st Place, Gainesville, Fl 32652
Phone 352-371-1417

NO.	DATE	REVISION

CAMPUS USA
1678 W. US Highway 90
LAKE CITY, Florida

SCHERER CONSTRUCTION OF NORTH FLORIDA, LLC.
GAINESVILLE, FL 352-371-1417

ADDITIONAL OFFICES IN:
ST. PETERSBURG/ORLANDO/JACKSONVILLE
800-741-3188

JOB NO.	DRAWN	DATE	SCALE	SHT.
13-621A	rt	5.02.2013	3/4"=1'-0"	A2.30 (WALL SECTIONS)

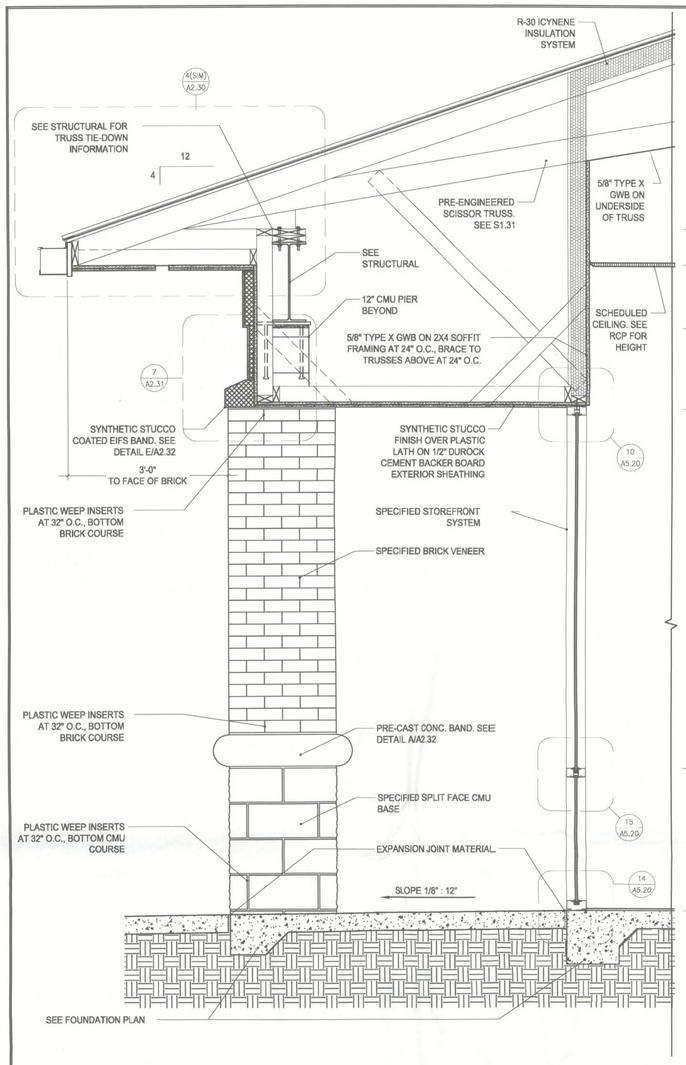

4 WALL SECTION

SCALE: 3/4"=1'-0"

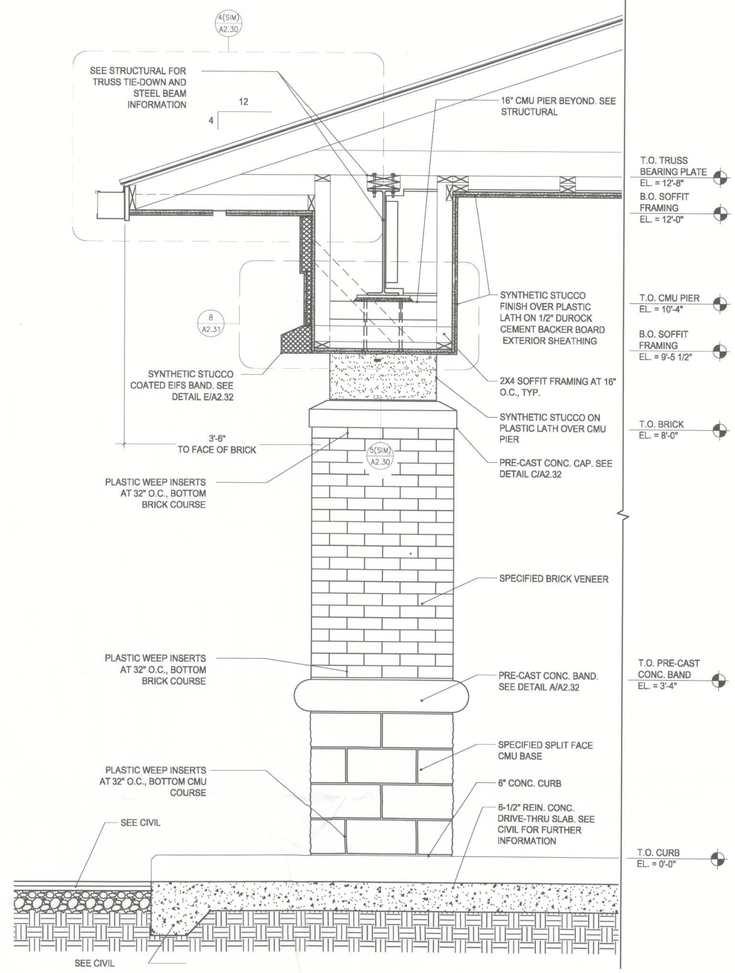

5 CANOPY SOFFIT SECTION

SCALE: 3/4"=1'-0"

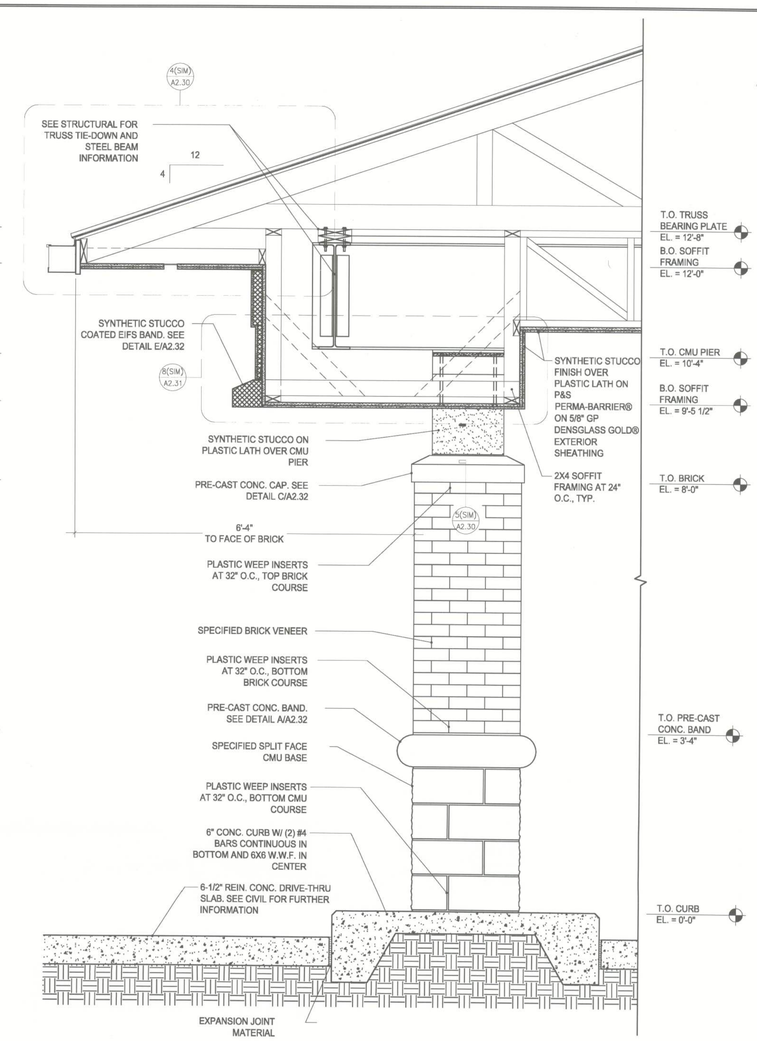

6 CANOPY SOFFIT SECTION

SCALE: 3/4"=1'-0"

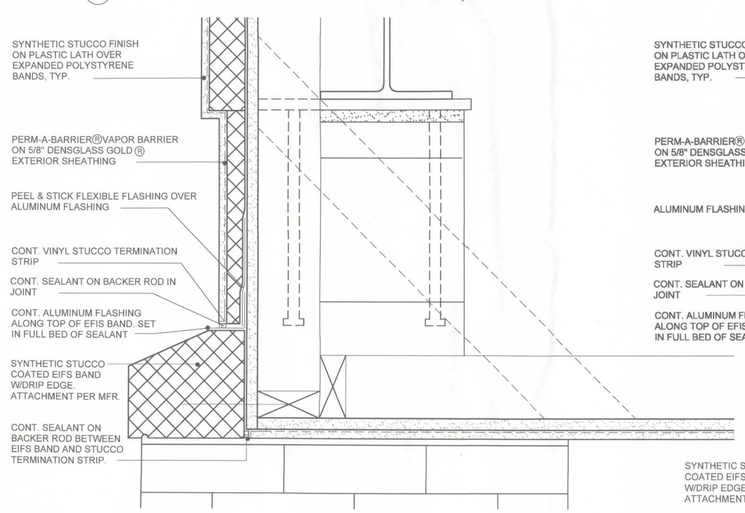

7 SECTION DETAIL

SCALE: 3"=1'-0"

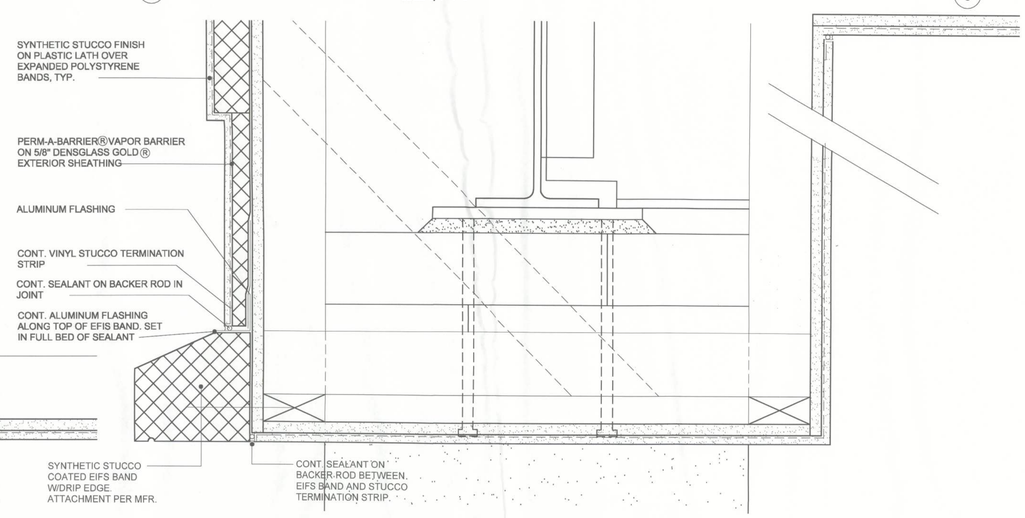

8 SECTION DETAIL

SCALE: 3"=1'-0"

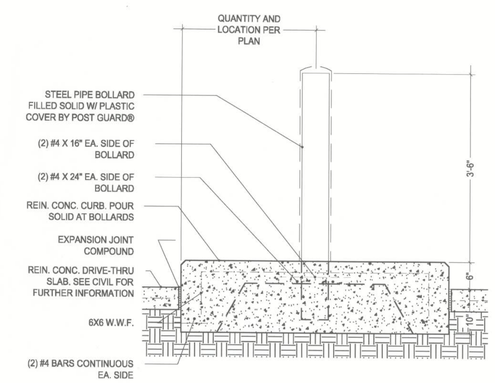

11 BOLLARD DETAIL

SCALE: 3/4"=1'-0"

ROBERT S. TAYLOR, SR., ARCHITECT
FLORIDA REGISTRATION AR-0007526
2504 NW 71st Place, Gainesville, Fl 32652
Phone 352-371-1417

CAMPUS USA
1678 W. US Highway 90
LAKE CITY, Florida

NO.	DATE	REVISION

SCHERER CONSTRUCTION OF NORTH FLORIDA, LLC.
GAINESVILLE, FL 352-371-1417

ADDITIONAL OFFICES IN:
ST. PETERSBURG / ORLANDO /JACKSONVILLE
800-741-3188

JOB NO.	13-621A
DRAWN	rt
DATE	5.02.2013
SCALE	3/4"=1'-0"
SHT.	A2.31 (WALL SECTIONS)

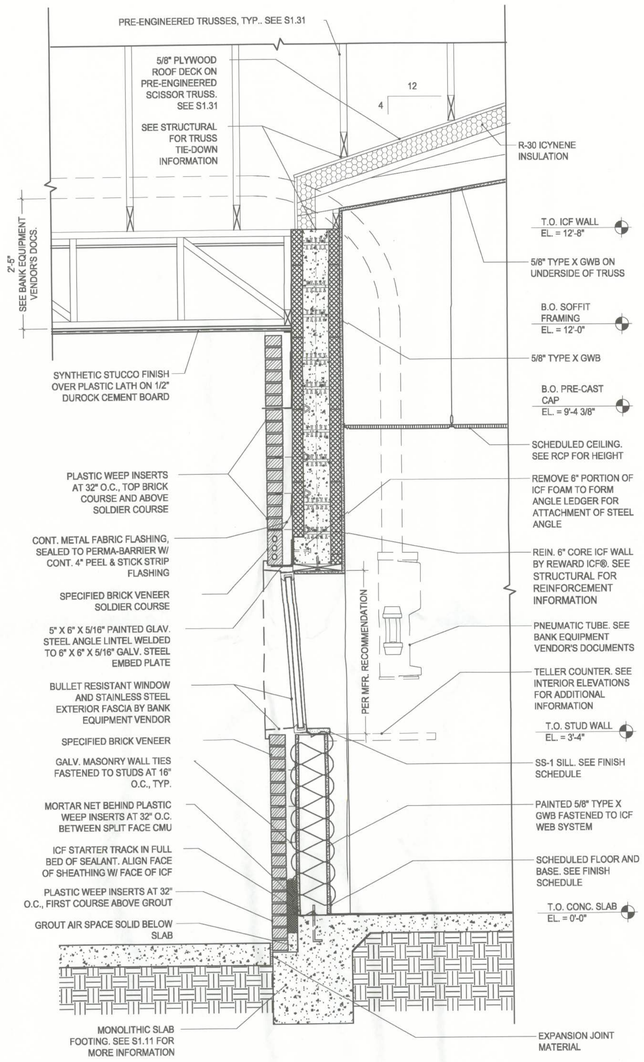

7 WALL SECTION
SCALE: 3/4"=1'-0"

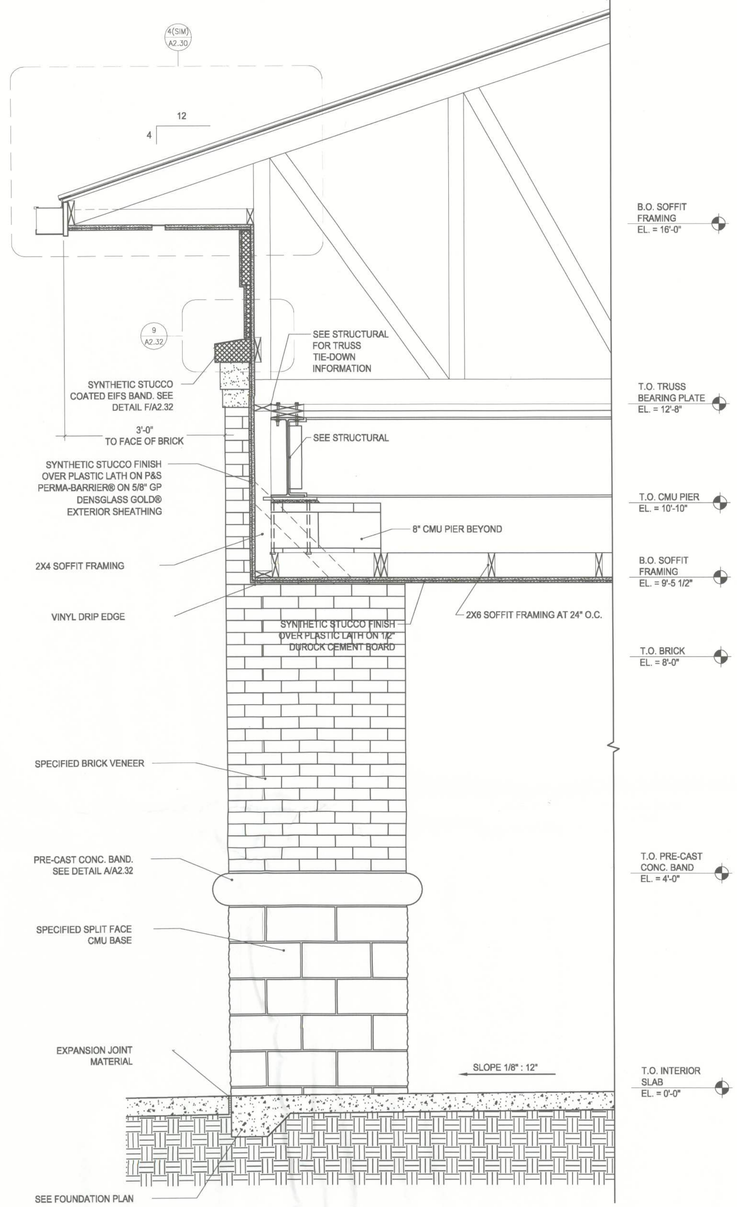

8 WALL SECTION
SCALE: 3/4"=1'-0"

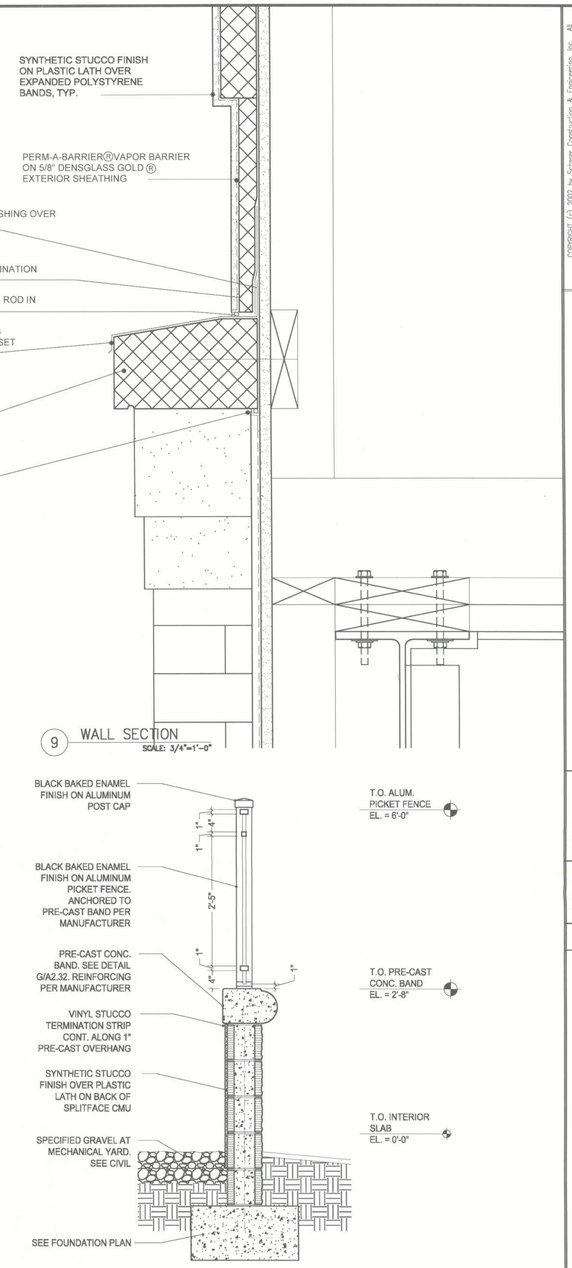

9 WALL SECTION
SCALE: 3/4"=1'-0"

10 WALL SECTION
SCALE: 3/4"=1'-0"

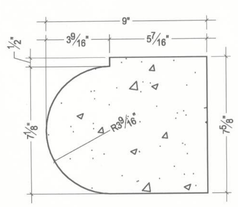

A PRE-CAST BAND DETAIL
scale 3"=1'-0"

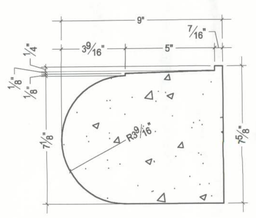

B PRE-CAST BAND DETAIL
scale 3"=1'-0"

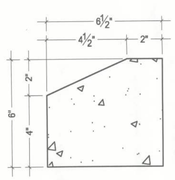

C PRE-CAST BAND DETAIL
scale 3"=1'-0"

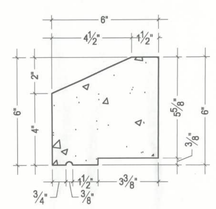

D PRE-CAST BAND DETAIL
scale 3"=1'-0"

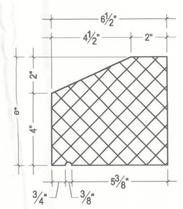

E EFIS BAND DETAIL
scale 3"=1'-0"

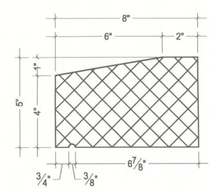

F EFIS BAND DETAIL
scale 3"=1'-0"

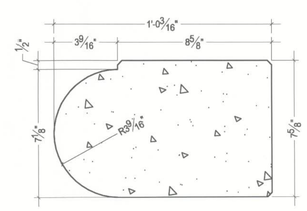

G EFIS BAND DETAIL
scale 3"=1'-0"

ROBERT S. TAYLOR, SR., ARCHITECT
FLORIDA REGISTRATION AR-0007526
2504 NW 71st Place, Gainesville, Fl 32652
Phone 352-371-1417

CAMPUS USA
1678 W. US Highway 90
LAKE CITY, Florida

NO.	DATE	REVISION

SCHERER CONSTRUCTION OF NORTH FLORIDA, LLC.
GAINESVILLE, FL 352-371-1417

ADDITIONAL OFFICES IN:
ST. PETERSBURG / ORLANDO / JACKSONVILLE
800-741-3188

JOB NO.	13-621A
DRAWN	rt
DATE	5.02.2013
SCALE	3/4"=1'-0"
SHT.	A2.32 (WALL SECTIONS)

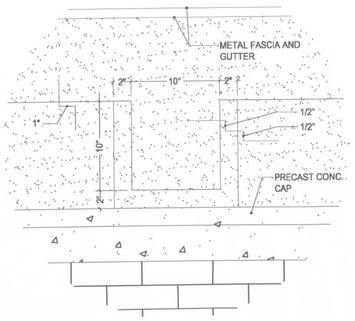

1 EIFS BAND DETAIL
SCALE: 1 1/2"=1'-0"



2 EIFS ORNAMENT DETAIL
SCALE: 1 1/2"=1'-0"

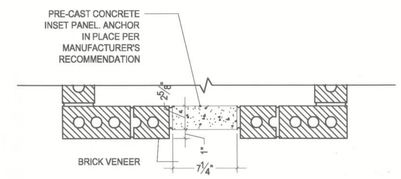

3 PRE-CAST CONC. PANEL DETAIL
SCALE: 1 1/2"=1'-0"

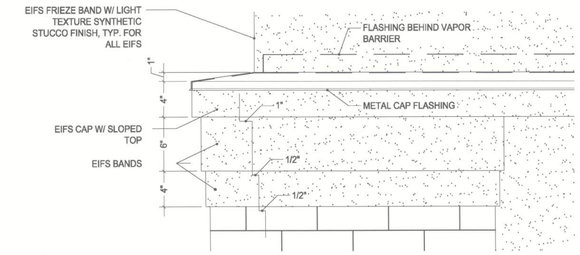

4 EIFS BAND AND CAP DETAIL
SCALE: 1 1/2"=1'-0"

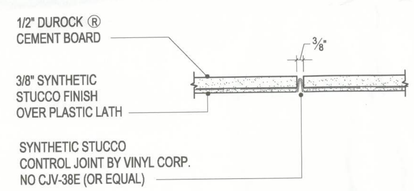

5 SYNTHETIC STUCCO CONTROL JOINT DETAIL
SCALE: 3"=1'-0"

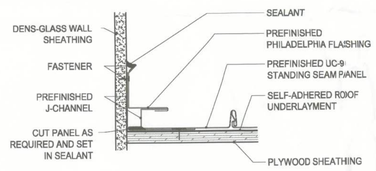

6 ROOF AT WALL INTERSECTION DETAIL
SCALE: 3"=1'-0"

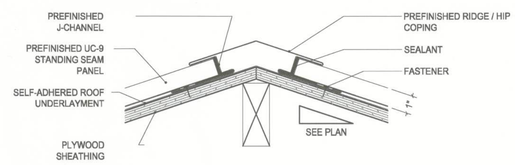

7 HIP / RIDGE ROOF DETAIL
SCALE: 3"=1'-0"

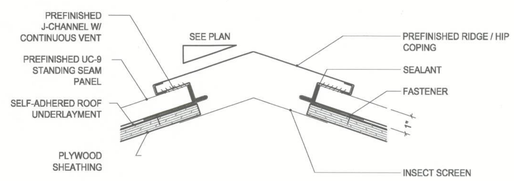

8 VENTED RIDGE ROOF DETAIL
SCALE: 3"=1'-0"

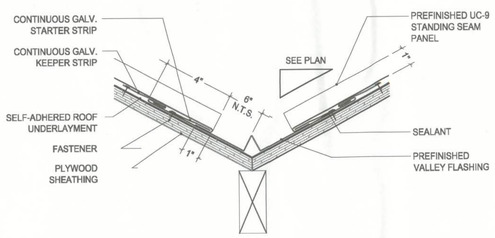

9 VALLEY FLASHING ROOF DETAIL
SCALE: 3"=1'-0"

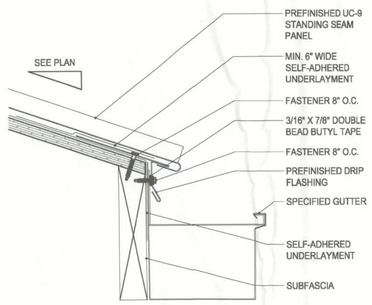

10 VALLEY FLASHING ROOF DETAIL
SCALE: 3"=1'-0"

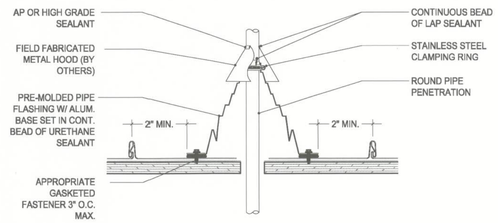

11 ROUND PENETRATION DETAIL
SCALE: 3"=1'-0"

ROBERT S. TAYLOR, SR., ARCHITECT
FLORIDA REGISTRATION AR-0007526
2504 NW 71st Place, Gainesville, Fl 32652
Phone 352-371-1417

CAMPUS USA
1678 W. US Highway 90
LAKE CITY, Florida

NO.	DATE	REVISION

SCHERER CONSTRUCTION OF NORTH FLORIDA, LLC.
GAINESVILLE, FL 352-371-1417

ADDITIONAL OFFICES IN:
ST. PETERSBURG / ORLANDO / JACKSONVILLE
800-741-3188

JOB NO.	13-621A
DRAWN	rt
DATE	5.14.2013
SCALE	3/16"=1'-0"
SHT.	A 2.40 (Ext Roof Det.)

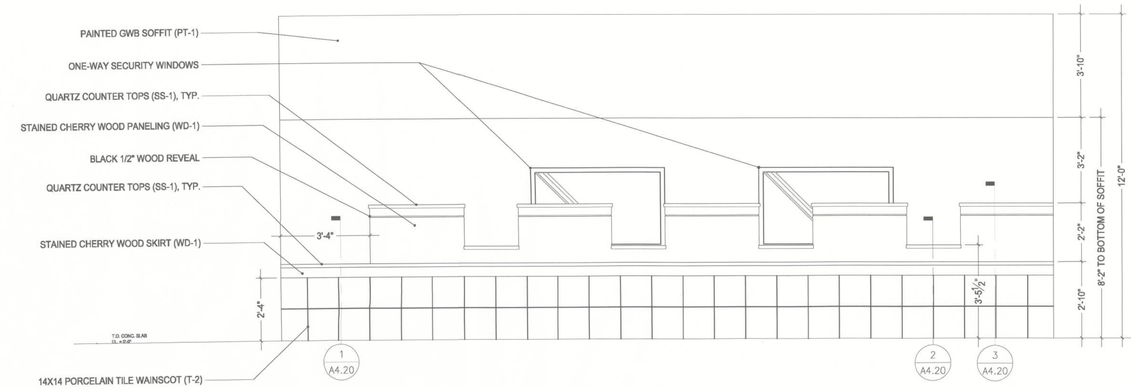

1 TELLER COUNTER ELEVATION
SCALE: 3/8"=1'-0"

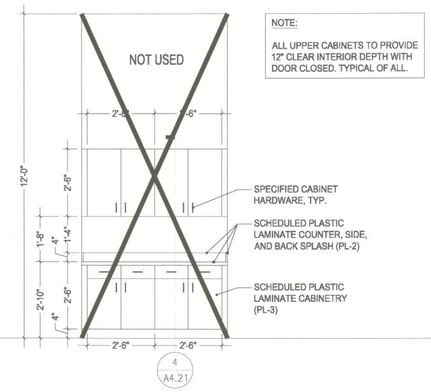

NOTE:

ALL UPPER CABINETS TO PROVIDE 12" CLEAR INTERIOR DEPTH WITH DOOR CLOSED. TYPICAL OF ALL.

2 INTERIOR ELEVATION
SCALE: 3/8"=1'-0"

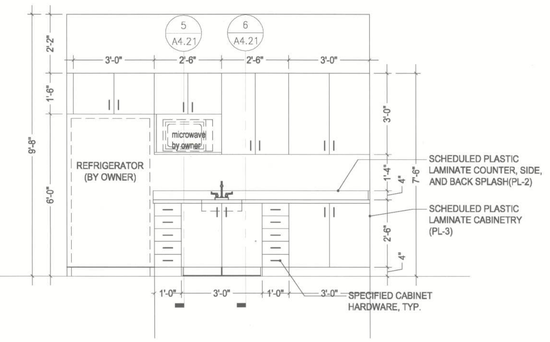

3 INTERIOR ELEVATION
SCALE: 3/8"=1'-0"

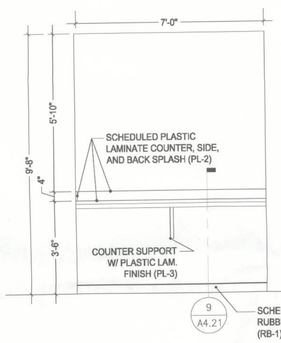

4 INTERIOR ELEVATION
SCALE: 3/8"=1'-0"

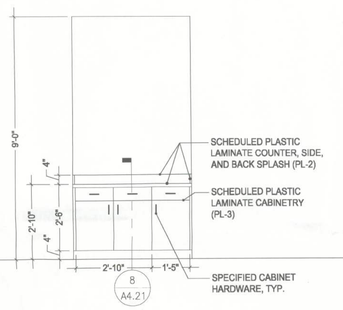

5 INTERIOR ELEVATION
SCALE: 3/8"=1'-0"

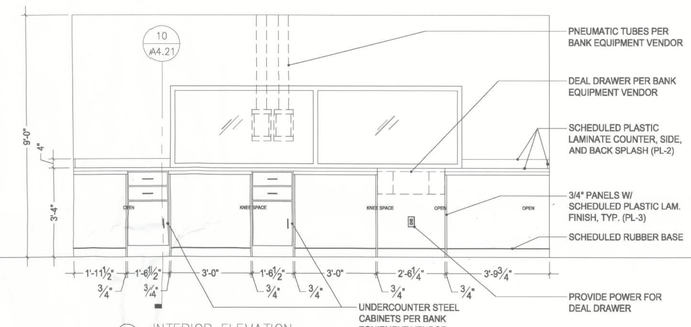

6 INTERIOR ELEVATION
SCALE: 3/8"=1'-0"

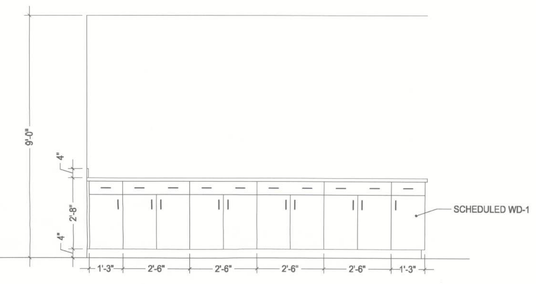

7 INTERIOR ELEVATION
SCALE: 3/8"=1'-0"

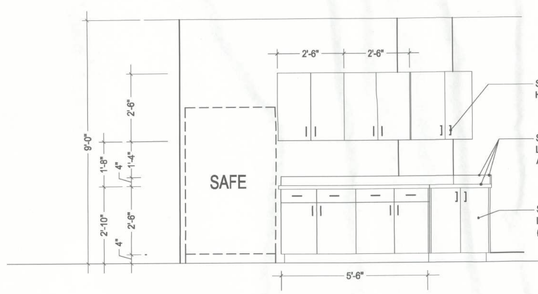

8 INTERIOR ELEVATION
SCALE: 3/8"=1'-0"

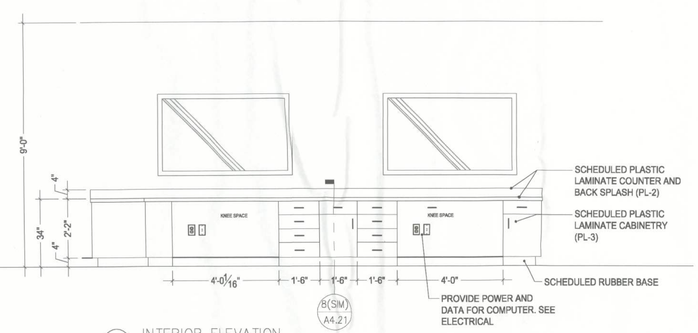

9 INTERIOR ELEVATION
SCALE: 3/8"=1'-0"

ROBERT S. TAYLOR, SR., ARCHITECT
FLORIDA REGISTRATION AR-0007526
2504 NW 71st Place, Gainesville, Fl 32652
Phone 352-371-1417

CAMPUS USA
1678 W. US Highway 90
LAKE CITY, Florida

NO.	DATE	REVISION

SCHERER

CONSTRUCTION OF NORTH FLORIDA, LLC.
GAINESVILLE, FL 352-371-1417

ADDITIONAL OFFICES IN:
ST. PETERSBURG / ORLANDO / JACKSONVILLE
800-741-3188

JOB NO.	13-621A
DRAWN	rt
DATE	5.14.2013
SCALE	3/8"=1'-0"
SHT.	A 4.10 (Int.Elev.)

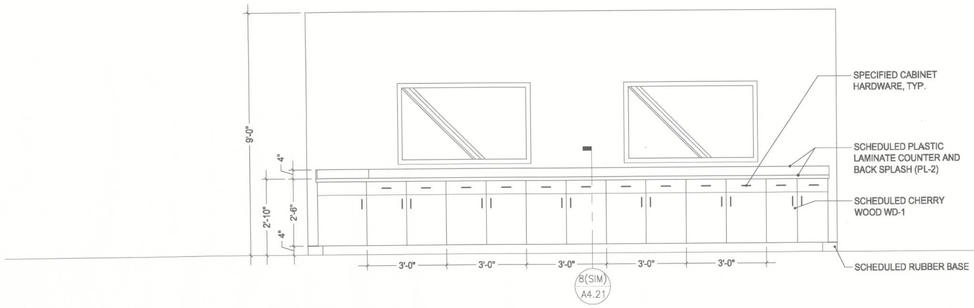

10 INTERIOR ELEVATION
SCALE: 3/8"=1'-0"

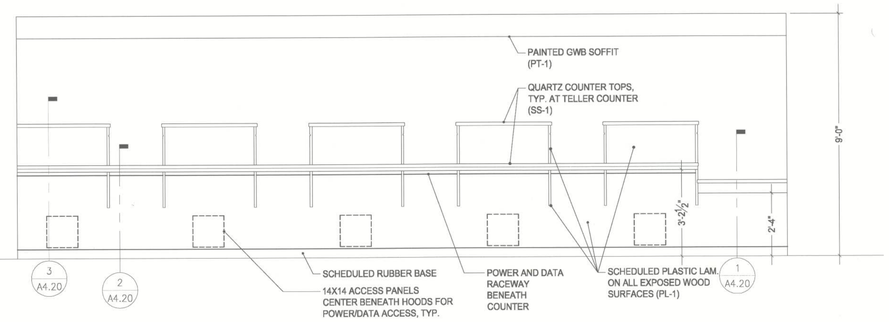

11 INTERIOR ELEVATION
SCALE: 3/8"=1'-0"

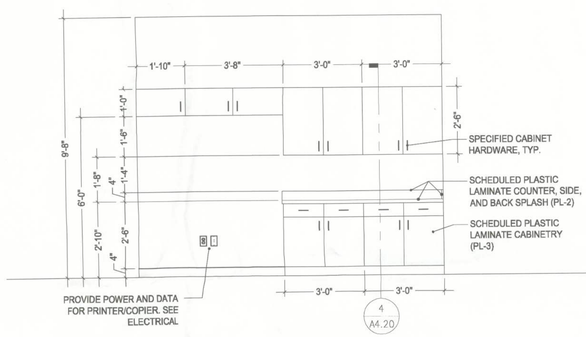

12 INTERIOR ELEVATION
SCALE: 3/8"=1'-0"

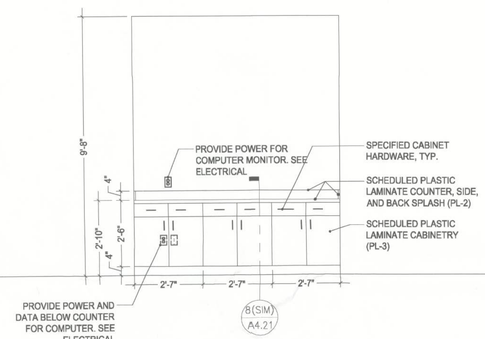

13 INTERIOR ELEVATION
SCALE: 3/8"=1'-0"

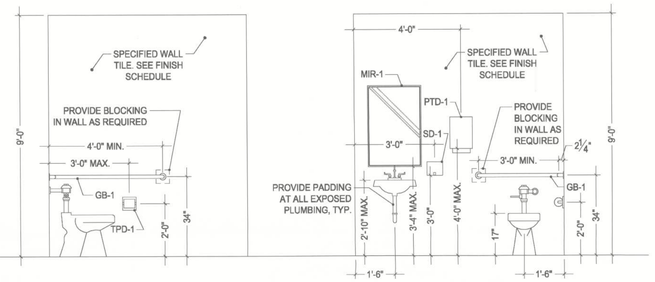

14 TYP. RESTROOM INTERIOR ELEVATION
SCALE: 3/8"=1'-0"

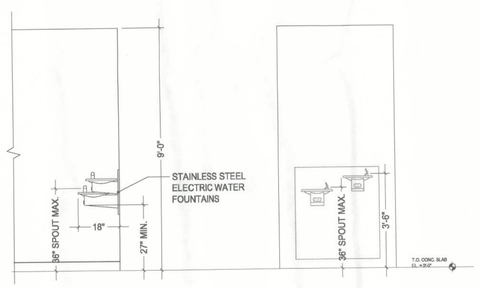

13 INTERIOR ELEVATION
SCALE: 3/8"=1'-0"

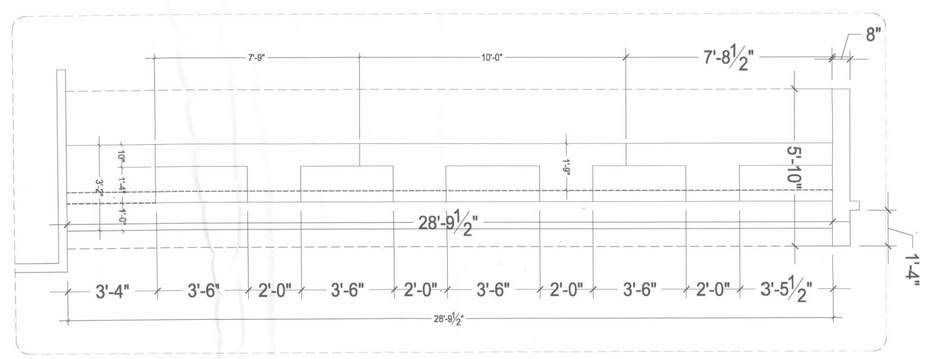

ACCESSORY SCHEDULE

NOTE	DESCRIPTION	MANUF'R.	MODEL #	NOTES
CH-1	COAT HANGAR	BOBRICK	B211	TYP. BACK OF RESTROOM AND OFFICE DOORS, 66" AFF
GB-1	CONTINUOUS SS: WALL MOUNTED GRAB BAR	BOBRICK	B68137	PROVIDE BLOCKING IN WALL AS REQUIRED
MIR-1	WALL MOUNTED MIRROR W/ SS FRAME	BOBRICK	B165	–
TPD-1	TOILET PAPER DISPENSER	BOBRICK	B2740	–
PTD-1	PAPER TOWEL DISPENSER	BOBRICK	B359	–

NOTES:

1. SEE SPECIFICATION SECTION 110 28 00 FOR FURTHER INFORMATION.
2. PRE-COORDINATE STUD FRAMIING IN WALLS TO ACCOMMODATE RECESSED UNITS AS REQUIRED.
3. SEE PLAN AND INTERIOR ELEVATIONS FOR LOCATIONS.

ROBERT S. TAYLOR, SR., ARCHITECT
FLORIDA REGISTRATION AR-0007526
2504 NW 71st Place, Gainesville, Fl 32652
Phone 352-371-1417

COPYRIGHT (c) 2012 by Scherer Construction & Engineering, Inc. All rights reserved. Except as permitted under the Copyright Act of 1976, no part of these drawings or specifications may be reproduced in any form or by any means, stored in a database or retrieval system, without written permission of the writer.

With the exception that it may be reproduced by a client of Scherer Construction & Engineering, Inc. for purposes of evaluation, review, or other use by employees, agents, or consultants of the client such as a Board of Directors, Attorney, Banker or others that may give guidance (except either to construct a project or authorize the construction of a project by others that are affiliated with said

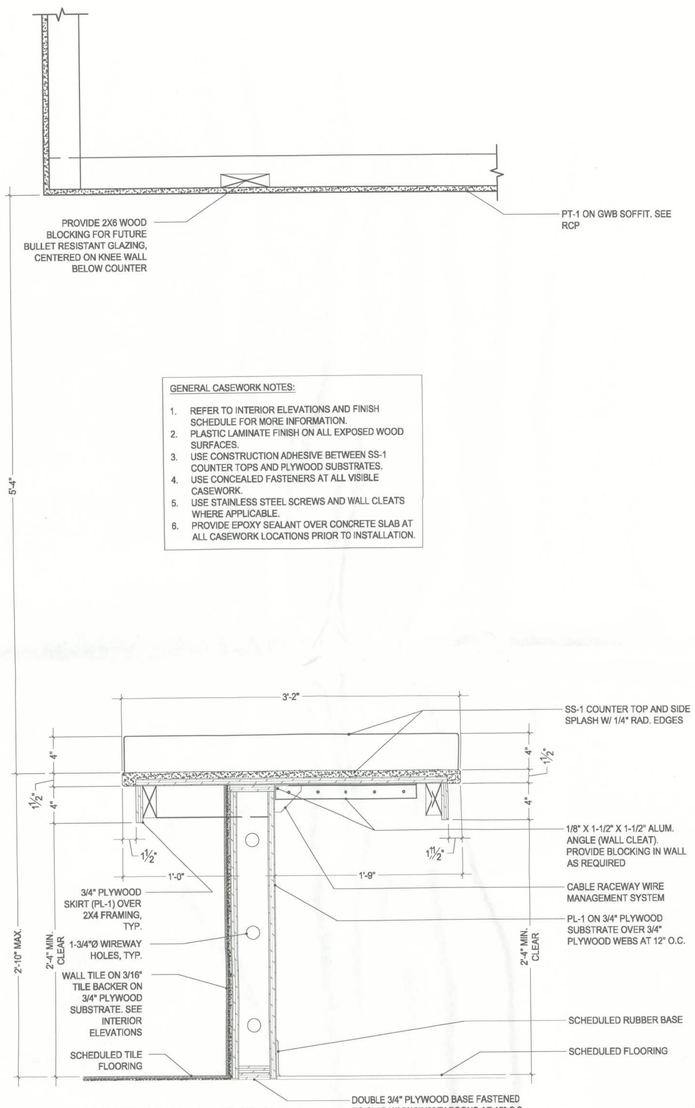

1 CASEWORK DETAIL
SCALE: 1 1/2"=1'-0"

GENERAL CASEWORK NOTES:

1. REFER TO INTERIOR ELEVATIONS AND FINISH SCHEDULE FOR MORE INFORMATION.
2. PLASTIC LAMINATE FINISH ON ALL EXPOSED WOOD SURFACES.
3. USE CONSTRUCTION ADHESIVE BETWEEN SS-1 COUNTER TOPS AND PLYWOOD SUBSTRATES.
4. USE CONCEALED FASTENERS AT ALL VISIBLE CASEWORK.
5. USE STAINLESS STEEL SCREWS AND WALL CLEATS WHERE APPLICABLE.
6. PROVIDE EPOXY SEALANT OVER CONCRETE SLAB AT ALL CASEWORK LOCATIONS PRIOR TO INSTALLATION.

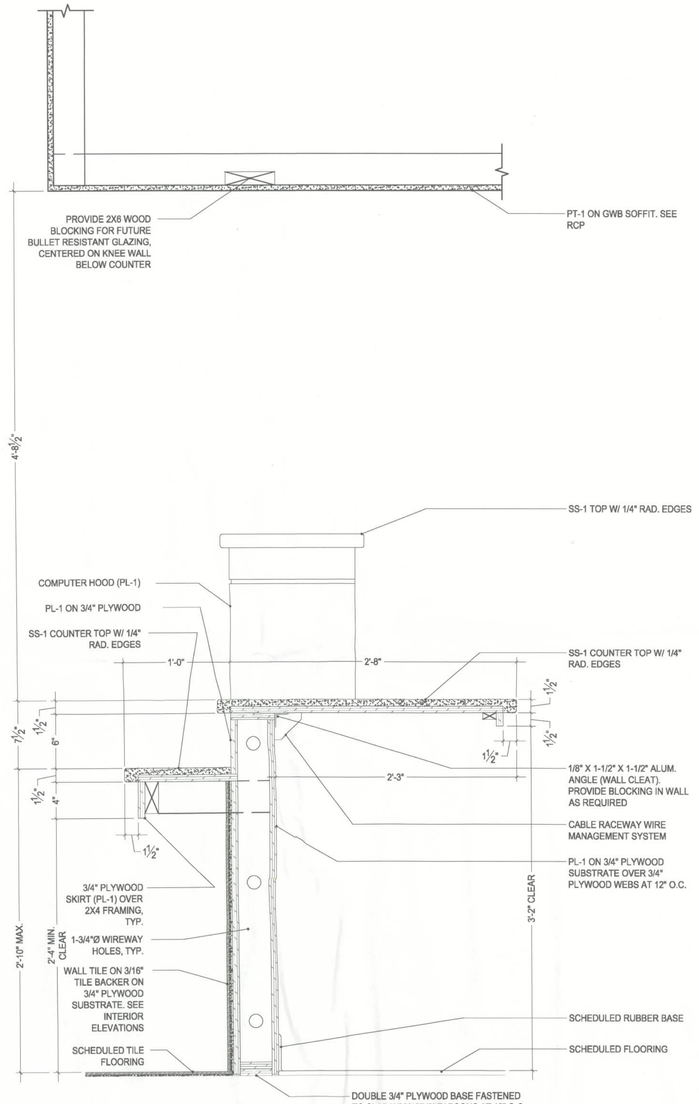

2 CASEWORK DETAIL
SCALE: 1 1/2"=1'-0"

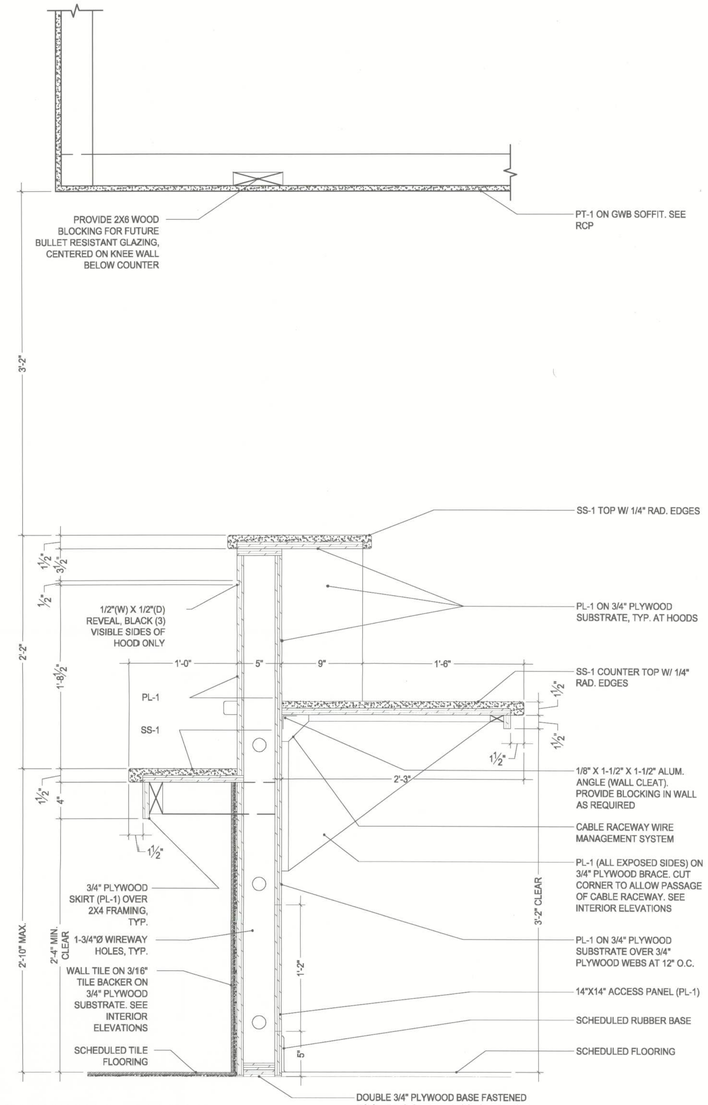

3 CASEWORK DETAIL
SCALE: 1 1/2"=1'-0"

ROBERT S. TAYLOR, SR., ARCHITECT
FLORIDA REGISTRATION AR-0007526
2504 NW 71st Place, Gainesville, Fl 32652
Phone 352-371-1417

CAMPUS USA
1678 W. US Highway 90
LAKE CITY, Florida

NO.	DATE	REVISION

SCHERER CONSTRUCTION OF NORTH FLORIDA, LLC.
GAINESVILLE, FL 352-371-1417

ADDITIONAL OFFICES IN:
ST. PETERSBURG / ORLANDO / JACKSONVILLE
800-741-3188

JOB NO.	13-621A
DRAWN	rt
DATE	5.14.2013
SCALE	1 1/2" = 1'-0"
SHT.	A4.20 (Casework Details)

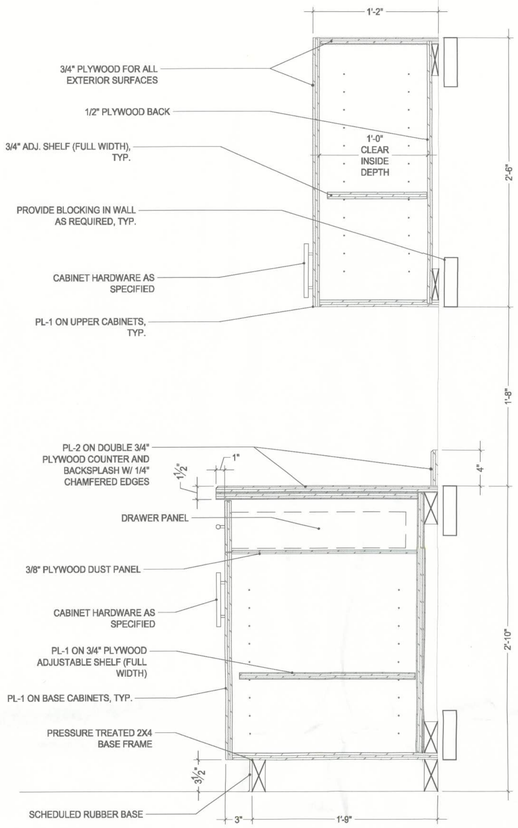

4 CASEWORK DETAIL
SCALE: 1 1/2"=1'-0"

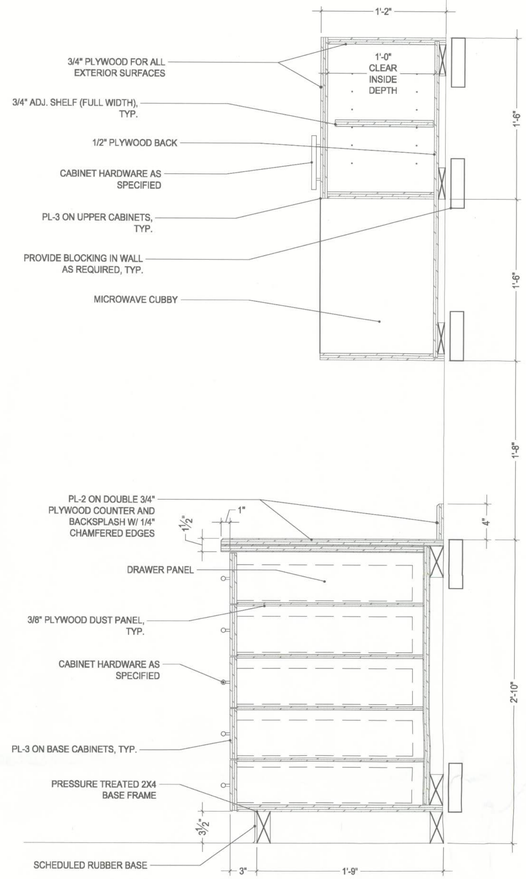

5 CASEWORK DETAIL
SCALE: 1 1/2"=1'-0"

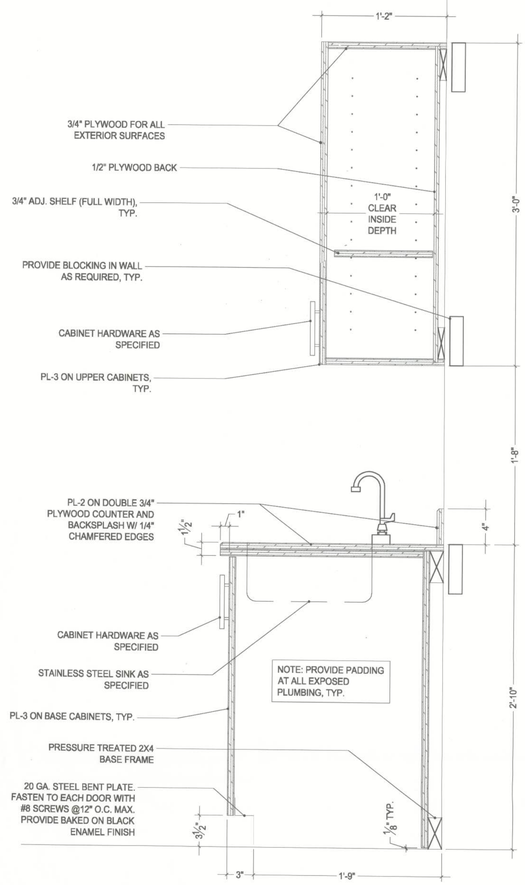

6 CASEWORK DETAIL
SCALE: 1 1/2"=1'-0"

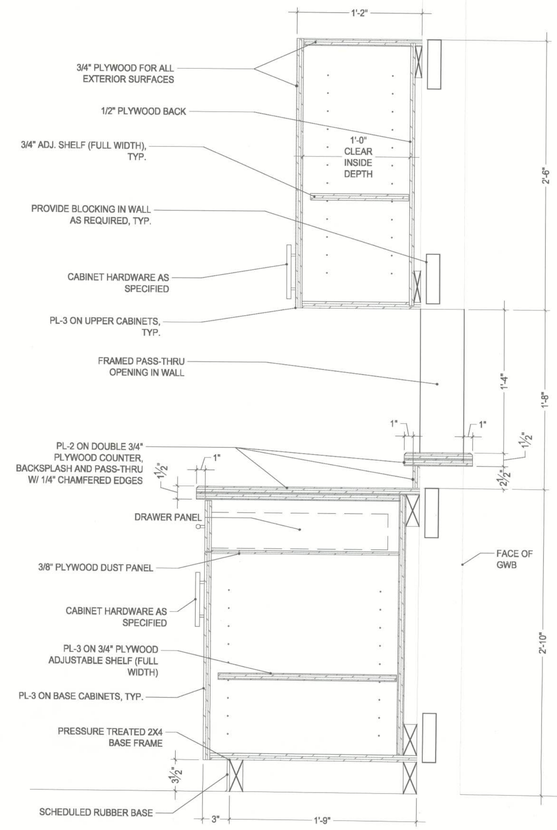

7 CASEWORK DETAIL
SCALE: 1 1/2"=1'-0"

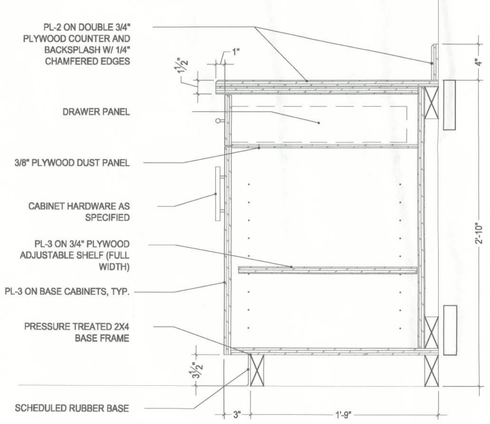

8 CASEWORK DETAIL
SCALE: 1 1/2"=1'-0"

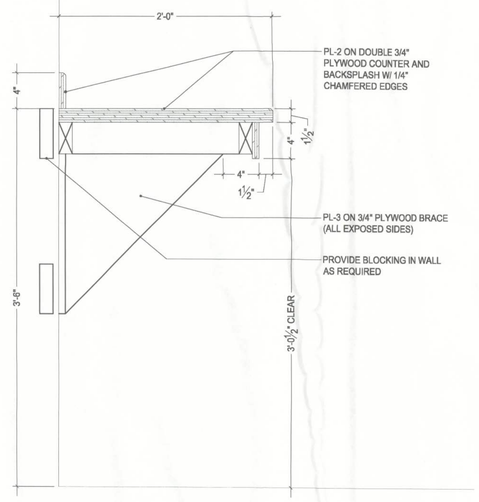

9 CASEWORK DETAIL
SCALE: 1 1/2"=1'-0"

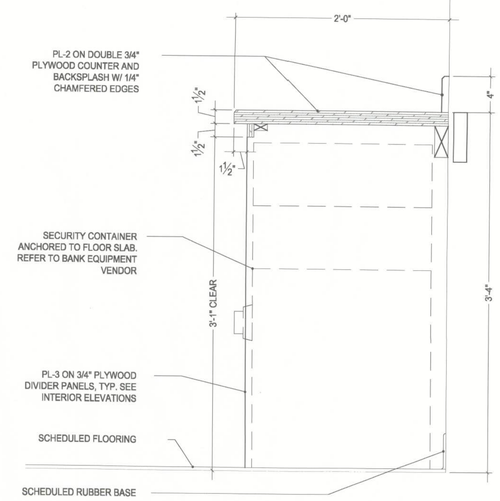

10 CASEWORK DETAIL
SCALE: 1 1/2"=1'-0"

ROBERT S. TAYLOR, SR., ARCHITECT
FLORIDA REGISTRATION AR-0007526
2504 NW 71st Place, Gainesville, Fl 32652
Phone 352-371-1417

CAMPUS USA
1678 W. US Highway 90
LAKE CITY, Florida

NO.	DATE	REVISION

SCHERER CONSTRUCTION OF NORTH FLORIDA, LLC.
GAINESVILLE, FL 352-371-1417

ADDITIONAL OFFICES IN:
ST. PETERSBURG / ORLANDO / JACKSONVILLE
800-741-3188

JOB NO.	13-621A
DRAWN	rt
DATE	5.14.2013
SCALE	1 1/2" = 1'-0"
SHT.	A4.21 (Casework Details)