



3. THE DIAMETER OF THE BEND, MEASURED ON THE INSIDE OF THE BAR, IS NOT LESS THAN SIX-BAR DIAMETERS.



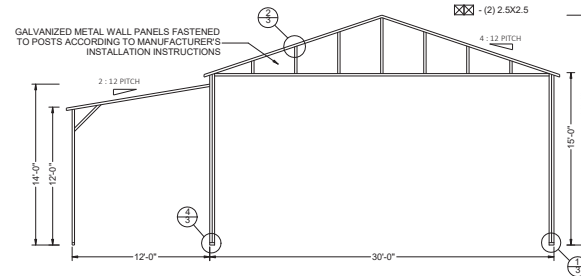

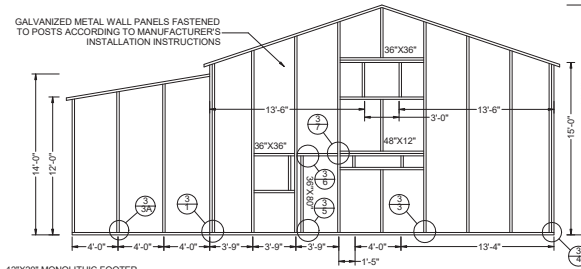
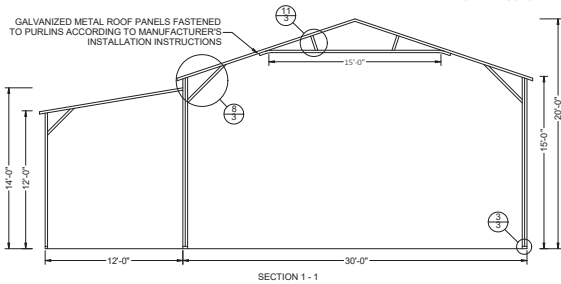
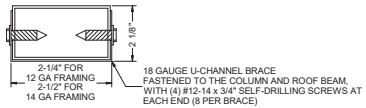

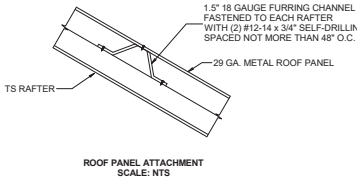
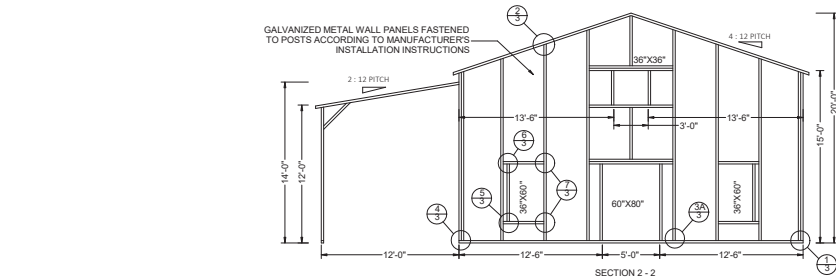
3	RAFTER POST/BASE RAIL CONNECTION DETAIL SCALE: NTS
---	--



5	POST TO NON-STRUCTURAL HEADER, BASE, RAIL OR WINDOW RAIL CONNECTION DETAIL SCALE: NTS
---	--



SHEET:
03



This item has been electronically signed and sealed by Craig E. Gunderson, P.E. on date below using a Digital Signature. Printed copies of this document are not valid unless they are signed and the signature must be verified on any electronic copies.

FLORIDA ENGINEERING LLC
4161 TAMiami TRAIL, UNIT 101
PORT CHARLOTTE, FLORIDA 33952
(941) 391-5980
FLEng.com
Orders@FLEng.com
PROJECT NO. 2312824-2
CA CERT. #30782

CONTRACTOR:
TUBULAR BUILDING SYSTEMS

PROJECT ADDRESS:
COLON
1081 SW NEBRASKA TER
FORT WHITE, FL 32038

DESIGN DATE: 05/22/2023
REVISION 1: 05/26/2023
REVISION 2: 05/26/2023
DRAWN BY: TCP
SCALE: NTS
SHEET: 02