





P:\1-10 Rest Area Improvements (19-049) GA\14 - DrawingsA - Active Drawings\1 - B+P\Local Files\DD LOCAL\1-10 Rest\_LOCAL\_DD.rvt

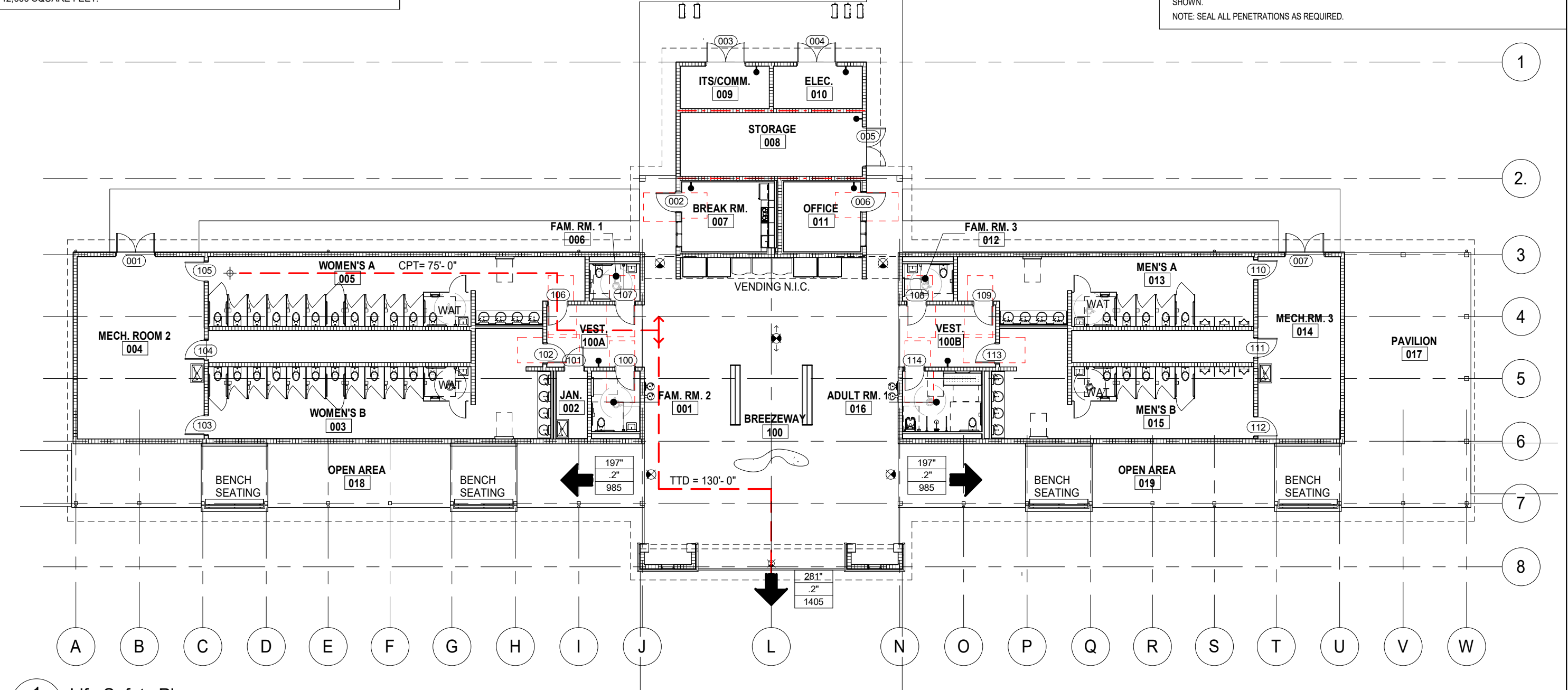
LIFE SAFETY LEGEND

VARIOUS SYMBOLS

	EXIT SIGN (WALL MOUNTED)
	EXIT SIGN (CEILING MOUNTED)
EXIT SIGNS SHALL BE INSPECTED AND TESTED	
	E.L. EMERGENCY LIGHT - REFER TO ELECTRICAL PLANS
	F.E. WALL MOUNTED FIRE EXTINGUISHER (5LB MIN.) TYPE 2A CLASS 10ABC.

FIRE EXTINGUISHERS WITH CURRENT CERTIFICATION AT TIME OF FINAL ACCEPTANCE. TRAVEL DISTANCE TO A FIRE EXTINGUISHER DOES NOT EXCEED 75 FEET AND ARE MOUNTED TO BOTTOM AT 2'-9 1/2" A.F.F. INSTALL FIRE EXTINGUISHER SIGNS AT 7'-0" A.F.F. FOR ALL INSTALLED F.E. LOCATIONS PER NFPA 1-TABLE 13.6.2. NFPA 10

FIRE SPRINKLERS ARE NOT REQUIRED FOR THIS PROJECT PER FL. NFPA 101 12.3.5.2 AND FBC 903.2.1.3, A-3 OCCUPANT LOAD LESS THAN 300 AND FIRE AREA LESS THAN 12,000 SQUARE FEET.



1 Life Safety Plan  
G004 1/16" = 1'-0"

MEANS OF EGRESS		
Room name SF L.F. O.L.	Room name XX SF XX XX	FLOOR AREA NET OR GROSS & OCCUPANT LOAD PER ROOM (FOR LIFE SAFETY PURPOSES), * INDICATES OCCUPANT LOAD BASED ON DESIGN CAPACITY GREATER THAN CALCULATED BY AREA.
	EXIT WIDTH PROVIDED LOAD FACTOR OCCUPANCY LOAD	
	X' X XX	EXIT WIDTH PROVIDED MIN WIDTH PER OCCUPANT MAX EGRESS CAPACITY
	CPT X' - X" TTD X' - X"	COMMON PATH OF TRAVEL & TOTAL TRAVEL DISTANCE TO EXIT DISCHARGE
WALL ASSEMBLIES FIRE RATING		
1-HR FIRE RATED PARTITION		
NOTE: SEE ELECTRICAL AND MECHANICAL DRAWINGS FOR LIFE SAFETY ITEMS NOT NECESSARILY SHOWN.		
NOTE: SEAL ALL PENETRATIONS AS REQUIRED.		

PROJECT NORTH		PHASE 2 - 90% SUBMITTAL	
SR 8 (I-10) WESTBOUND - (COLUMBIA COUNTY) REST AREA		DRAWING NO. G004	
LIFE SAFETY		SHEET NO.	

REVISIONS					
DATE	BY	DESCRIPTION	DATE	BY	DESCRIPTION



**BORRELLI + PARTNERS**  
ARCHITECTURE PLANNING LANDSCAPE INTERIORS  
720 Vassar Street, Orlando, FL 32804 407.418.1338 :: fax 407.418.1342  
CONFIDENTIAL: THIS DRAWING IS THE PROPERTY OF BORRELLI + PARTNERS. UNLESS OTHERWISE PROVIDED, BY THE CONTRACT, THE CONTENTS OF THIS DRAWING ARE NOT TO BE TRANSMITTED TO ANY OTHER PARTY EXCEPT AS AGREED TO BY THE ARCHITECT. COPYRIGHT BORRELLI + PARTNERS, A/C 000711 / ACC 001842

STATE OF FLORIDA DEPARTMENT OF TRANSPORTATION		
ROAD NO.	COUNTY	FINANCIAL PROJECT ID
SR 8	COLUMBIA	438609-1-52-01

P:\1-10 Rest Area Improvements (19-049) GAI\4 - Drawings\A - Active Drawings\1 - B+P\Local Files\DD LOCAL\1-10 Rest\_LOCAL\_DD.rvt

PROJECT CRITERIA		
OCCUPANCY CLASSIFICATION	(A-3) ASSEMBLY - TRANSPORTATION FACILITY, TRUCK AND VEHICLE REST AREA	NFPA 101 / 6.1.2
TYPE OF CONSTRUCTION	TYPE II-B	FBC BUILDING (TABLE 601)
SPRINKLERED OR NON-SPRINKLERED	NOT SPRINKLERED	
BUILDING HEIGHT	ALLOWABLE: 55'-0"                      ACTUAL: 33'-9"	FBC BUILDING (SECTION 501.3)
ALLOWABLE AREA	ALLOWABLE: 9,500.00 SF              ACTUAL: 8,375.00 SF	FBC BUILDING (TABLE 506.2)

APPLICABLE CODES		
DEPARTMENT	CODE	EDITION
BUILDING	FLORIDA BUILDING CODE (FBC )	2017, 6th EDITION
FIRE	FLORIDA FIRE PREVENTION CODE (FFPC)	2017, 6th EDITION
ACCESSIBILITY	FLORIDA BUILDING CODE - ACCESSIBILITY (FBC)	2017, 6th EDITION
MECHANICAL	FLORIDA BUILDING CODE - MECHANICAL (FBC)	2017, 6th EDITION
PLUMBING	FLORIDA BUILDING CODE - PLUMBING (FBC)	2017, 6th EDITION
FUEL GAS	FLORIDA BUILDING CODE - FUEL GAS	2017, 6th EDITION
LIFE SAFETY	NFPA 101	2015, FLORIDA SPECIFIC 2018 AMENDMENTS
ACCESSIBILITY	AMERICANS WITH DISABILITIES ACT (ADA)	
ELECTRICAL	NATIONAL ELECTRICAL CODE (NEC), NFPA 70	2014

EGRESS REQUIREMENTS			
SECTION 3	FBC REQ'D	FBC - CODE SECTION	NFPA REQ'D
MAXIMUM DEAD END CORRIDOR	20 FT	SECTION 1020.4	20 FT
MAXIMUM TRAVEL DISTANCE	200 FT		200 FT
MAXIMUM COMMON PATH OF EGRESS TRAVEL DISTANCE	75 FT	SECTION 1006.2.1	75 FT
MINIMUM CORRIDOR WIDTH	44"	SECTION 1020.2	44"
MINIMUM CLEAR OPENING OF EXIT DOOR	32"	SECTION 1008.1.1	32"
MINIMUM NUMBER OF EXITS PER FLOOR	2 EACH	SECTION 1006.3.1	2 EACH

FEES, PERMITS AND INSPECTIONS

A. CONTRACTOR SHALL COMPLETE ALL ADDITIONAL APPLICATION NEEDED TO PULL/OBTAIN PERMIT FOR WORK UNDER THIS CONTRACT AS REQUIRED BY THE AUTHORITIES HAVING JURISDICTION. PROCURE AND DELIVER TO THE ENGINEER ALL CERTIFICATES ISSUED BY THE AUTHORITIES HAVING JURISDICTION.

B. THE CONTRACTOR SHALL PAY FOR ALL PERMIT INSPECTIONS AND ASSOCIATED REVIEWS FOR WORK UNDER THIS CONTRACT.

C. THE WORK WILL BE OBSERVED BY THE DEPARTMENT DURING THE COURSE OF CONSTRUCTION. PROVIDE FOR INSPECTION BY OTHERS HAVING JURISDICTION DURING THE PROPER PHASES.

OCCUPANT LOAD - FBC (SECTION 1004.1.2)						
Number	Name	Area	Use	Load Factor <sup>1</sup>	Unit	Occupant Load (OL)
001	FAM. RM. 2	73 SF	UNOCCUPIED	0 SF	net	0
002	JAN.	53 SF	UNOCCUPIED	0 SF	net	0
003	WOMEN'S B	669 SF	UNOCCUPIED	0 SF	net	0
004	MECH. ROOM 2	575 SF	UNOCCUPIED	0 SF	net	0
005	WOMEN'S A	619 SF	UNOCCUPIED	0 SF	net	0
006	FAM. RM. 1	47 SF	UNOCCUPIED	0 SF	net	0
007	BREAK RM.	160 SF	ASSEMBLY	15 SF	net	11
008	STORAGE <sup>2</sup>	288 SF	STORAGE	300 SF	net	1
009	ITS/COMM.	94 SF	UNOCCUPIED	0 SF	net	0
010	ELEC.	94 SF	UNOCCUPIED	0 SF	net	0
011	OFFICE	134 SF	BUSINESS	100 SF	gross	2
012	FAM. RM. 3	47 SF	UNOCCUPIED	0 SF	net	0
013	MEN'S A	479 SF	UNOCCUPIED	0 SF	net	0
014	MECH.RM. 3	375 SF	UNOCCUPIED	0 SF	net	0
015	MEN'S B	526 SF	UNOCCUPIED	0 SF	net	0
016	ADULT RM. 1	120 SF	UNOCCUPIED	0 SF	net	0
017	PAVILION	800 SF	ASSEMBLY	15 SF	net	54
018	OPEN AREA					0
018A	BENCH SEATING	100 SF				0
019	OPEN AREA					0
019A	BENCH SEATING	100 SF				0
020	CHASE	208 SF				0
021	CHASE	144 SF				0
100	BREEZEWAY	2072 SF	ASSEMBLY	15 SF	net	139
100A	VEST.	146 SF	ASSEMBLY	15 SF	net	10
100B	VEST.	149 SF	ASSEMBLY	15 SF	net	10
Grand total:						227

NOTES:	
1.	LOAD FACTORS ARE SHOWN AS # SF NET PER PERSON UNLESS NOTED "GROSS"
2.	STORAGE IS INCIDENTAL TO THE PRINCIPAL ASSEMBLY OCCUPANCY AND IS NOT THE BASIS FOR OVERALL OCCUPANCY CLASSIFICATION AS A NON-SEPARATED, MIXED OCCUPANCY. THE CONTENTS OF THIS STORAGE IS ORDINARY HAZARD REQUIRING SEPARATION FROM THE REMAINDER OF THE OCCUPANCY COMPLIANCE WITH NFPA 101, 12.3.2(2) AND 8.7.1.1(1).

						① PROJECT NORTH		PHASE 2 - 90% SUBMITTAL	
REVISIONS						STATE OF FLORIDA DEPARTMENT OF TRANSPORTATION		SR 8 (I-10) WESTBOUND - (COLUMBIA COUNTY) REST AREA	DRAWING NO.
DATE	BY	DESCRIPTION	DATE	BY	DESCRIPTION				G005
								CODE ANALYSIS	SHEET NO.
						ROAD NO.	COUNTY	FINANCIAL PROJECT ID	
						SR 8	COLUMBIA	438609-1-52-01	



**BORRELLI + PARTNERS**  
ARCHITECTURE PLANNING LANDSCAPE INTERIORS  
720 Vassar Street, Orlando, FL 32804 407.418.1338 :: fax 407.418.1342  
CONFIDENTIAL: THIS DRAWING IS THE PROPERTY OF BORRELLI + PARTNERS. UNLESS OTHERWISE PROVIDED, BY THE CONTRACT, THE CONTENTS OF THIS DRAWING ARE TO REMAIN THE PROPERTY OF BORRELLI + PARTNERS. EXCEPT AS AGREED TO BY THE ARCHITECT. COPYRIGHT BORRELLI + PARTNERS, A/C 000711 / A/C 001842

P:\I-10 Rest Area Improvements (19-049) GA\14 - Drawings\A - Active Drawings\1 - B+PI-10 Rest\_CURRENT.rvt





				1		

