



Pella	<input checked="" type="checkbox"/>	250
Reliablit	<input type="checkbox"/>	
Other		

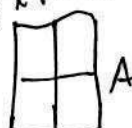
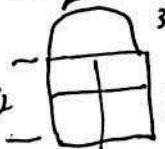
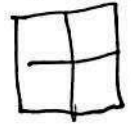


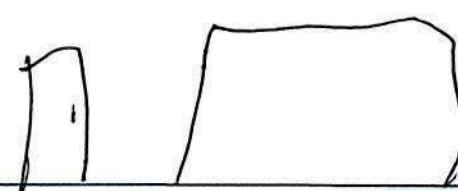



## PSE Pricing Worksheet - Windows

(Complete and Fax to Installer)

Customer: <u>Janet Howard</u>	Store: <u>0179</u>	
Phone (home): _____	Phone (cell): <u>513-375-4179</u>	Phone (other): _____
Install Address: <u>160 NW Crown Jewel Gln, Lake City, FL 32055</u>		

**Directions:**

1. Draw the walls where windows are being replaced and label them front, back, L side or R side (as seen from the street)
2. Draw the windows that are being replaced on each wall drawing
3. Place a capital letter beside each window in the drawing. Windows with the same dimensions will have the same letter. Complete the information on the next page using the corresponding letter.

<b>Front</b>	<div style="display: flex; justify-content: space-around; align-items: flex-start;"> <div style="text-align: center;"> <p><math>69\frac{1}{8} \times 70\frac{1}{8}</math></p>  <p>A</p> <p>71x73</p> </div> <div style="text-align: center;"> <p><math>69\frac{1}{2} \times 70\frac{1}{2}</math></p>  <p>B</p> <p>71x87<math>\frac{1}{2}</math></p> </div> <div style="text-align: center;"> <p><math>69\frac{1}{2} \times 70\frac{1}{2}</math></p>  <p>C</p> <p>71x73</p> </div> <div style="text-align: center;">  </div> <div style="text-align: center;"> <p><math>69\frac{1}{2} \times 70\frac{1}{2}</math></p>  <p>D</p> <p>71x87<math>\frac{1}{2}</math></p> </div> </div>
<b>Left</b>	
<b>Back</b>	<div style="display: flex; justify-content: space-around; align-items: flex-start;"> <div style="text-align: center;"> <p><math>34\frac{1}{4} \times 50\frac{1}{8}</math></p>  <p>E</p> <p>37x52</p> </div> <div style="text-align: center;">  </div> <div style="text-align: center;"> <p><math>34 \times 38\frac{1}{2}</math></p>  <p>F</p> <p>37x40</p> </div> </div>
<b>Right</b>	Empty space for drawing the right wall