

SPECIAL SPA REQUIREMENTS:

RRING P.A.
IZATION 27934

ING CONSULTANTS
9 NORTH, SUITE A
R, FLORIDA 34683
ollins@verizon.net
(727)-442-8443

NE
HO
NEE
NA
AR
gt

NS ENGI
ATE OF AUT
AQUATIC ENG
300 ALTE
PALM

	G.B. COLLIER CERTIFIC
--	--------------------------


al Pool
ign

DWIGHT STONER
384 SW CANNON C
LAKE CITY, FL 32056

St

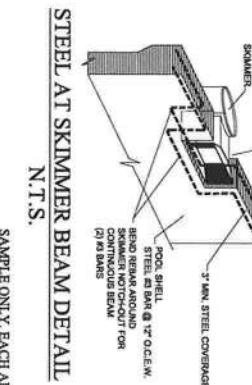
LIBRARY OF THE
CONGRESS
PHOTODUPLICATION SERVICE
5101 MARSHALL DRIVE
FISHERS, IN 46034-2095

MU



BEAM NOTCH-OUT

N.I.S.



BE BASED ON A TON

PIPE SIZING CHART (MAXIMUM)

Turnover 1 time in hours:	0	hours x 60 minutes =	300	minutes		
Flow Rate:	15,000	gallons /	360	minutes =	42	gpm

SMALLER SOLUTION PIPE SIZE 2 $1\frac{1}{2}$
OR FLANKING OF A HEAVY GROUND

Structural subject to suitable soil conditions

1

RETURN OF RECIRCULATED POOL WATER SHALL BE

SQUARE FEET (28 m²) OF SURFACE AREA. SUCH INLET FITTINGS SHALL BE DESIGNED AND CONSTRUCTED TO INSURE AN ADEQUATE SEAL TO THE POOL STRUCTURE.

AND SHALL INCORPORATE A CONVENIENT MEANS OF
STEERING FOR PRESSURE TESTING OF THE POOL
CIRCULATION PIPING. WHEN MORE THAN ONE INLET IS
REQUIRED, THE SHORTEST DISTANCE BETWEEN ANY TWO
INLETS SHALL BE NOT LESS THAN 10 FEET.

(c) DISINFECTANT EQUIPMENT SHALL COMPLY WITH NSF 30

WASTE DISPOSAL TO COMPLY WITH SECTION 454.2.10

* THE ENERGY CONSUMPTION OF POOLS AND PERMANENT GRASS SHALL BE IN ACCORDANCE WITH SECTION 9.403.10.1

over needed to be
understanding for
others. It was a
great experience.

© 2004 Ford Motor Company

marked with the appropriate number on the map.

REQUIREMENTS ARE IN COMPLIANCE WITH THE

FLORIDA BUILDING CODE 7TH EDITION, R4501, ANSI/APSP/ICC 3,

ANSI/APSP/ICC 7, ANSI/APSP/ICC 14, ANSI/APSP/ICC 15.

Camille A

Il liberatore

A
A
A
A
A
A
A

APPLIES WITH FLORIDA BUILDING CODE 7TH EDITION (2020)
2022.01.14

10:03:40 -0530

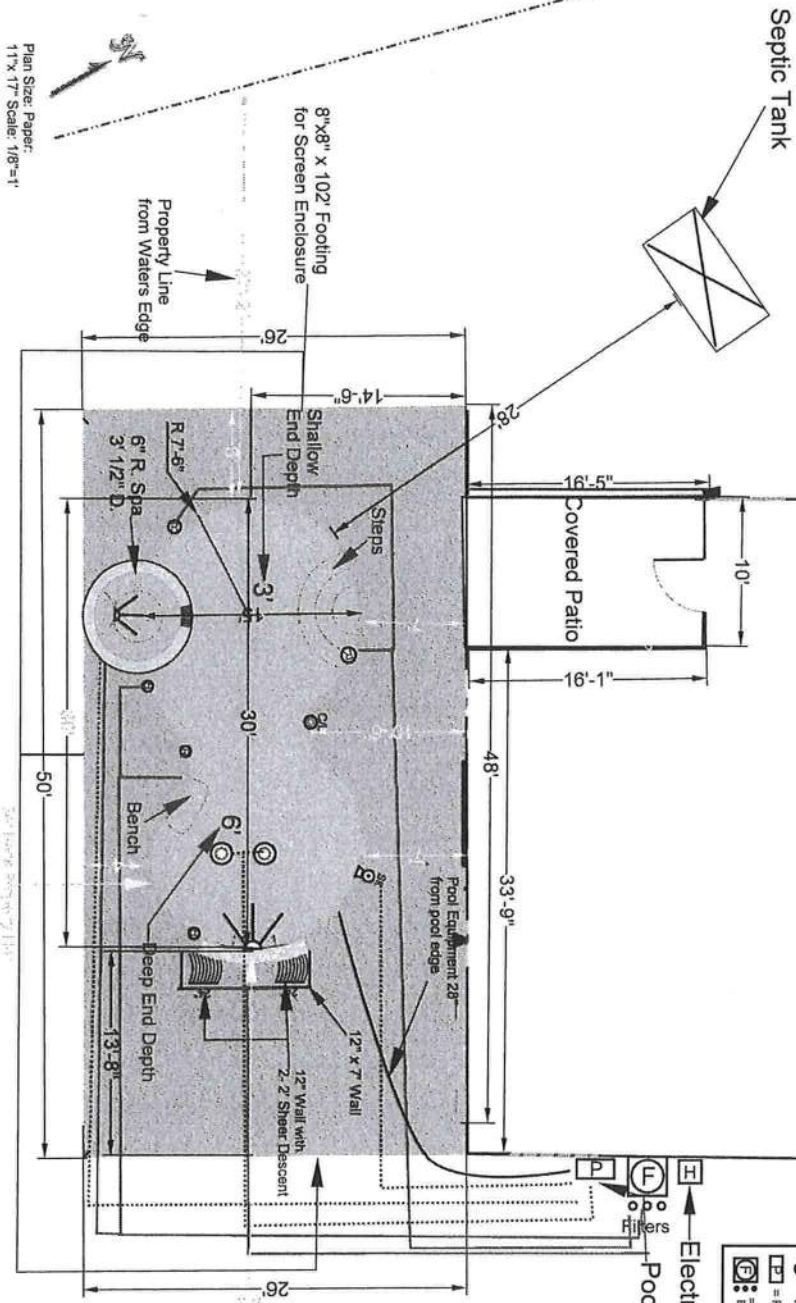
--	--

Elect Panel





















Suction Line

Return Line

Residence



SYMBOL LEGEND

	= Return		= Drain		= Summer		= Vac		= Whorl
	= Filter Equip.		= M/V		= M/V		= M/V		= M/V
	= M/V		= M/V		= M/V		= M/V		= M/V
	= M/V		= M/V		= M/V		= M/V		= M/V

POOL CONSTRUCTION DETAILS

- | | | | | | | |
|-----|-------------------|-------------------|-------------------|------------------|--------------|--------|
| 1. | POOL AREA: | 1000 | PERIMETER: | 90 | GALLONS: | 13,500 |
| 2. | POOL TYPE: | 153 | FLA: | 1000 | DEPTHS: | 3 |
| 3. | WALL TYPE: | Concrete | FLOOR: | Contc. | STEPS: | Contc. |
| 4. | POOL INTERIOR: | Quartz | | | | |
| 5. | WATERLINE TILE: | 6 | MFR #: | NPT-Silva Number | | |
| 6. | COPING TYPE: | Limestone | Color: | TBD | | |
| 7. | DECKING TYPE: | Concrete | Color: | TBD | | |
| 8. | DECK DRAIN: | 600 | Type: | 600 | Type: | |
| 9. | RAISED BM: | 600 | 12 | 16 | 24 | 36 |
| 10. | STEPS: | 3 | BENCHES: | 10 | SUNSH-EL: | 1 |
| 11. | STEP RAILS: | 1 | LADDER: | 0 | BB SLICE: | 0 |
| 12. | POOL CLEANER: | VAC | Intert: | Model: | TBD | |
| 13. | DECK JETS: | 0 | BENCH JETS: | 1 | BUBBLERS: | 0 |
| 14. | WATER FEATURES: | 2 | Sheet/Waterfalls: | 2 ft. | | |
| 15. | POOL SKIMMER: | 1 | Drains: | 2 | VAC: | 0 |
| 16. | POOL FILTER: | Type / Mfr Model: | SIZE: | TBD | | |
| 17. | PUMP 1: | Filter | Model #: | V-240 | SPD: | HP: |
| 18. | PUMP 2: | W/Pool | Model #: | V-240 | SPD: | HP: |
| 19. | PUMP 3: | N Edge | Model #: | V-240 | SPD: | HP: |
| 20. | HEATER: | Type: | Electric/Boiler | Model #: | BTU: | 000K |
| 21. | SANITIZER: | SALT: | 0 | Ozone: | 10 | Other: |
| 22. | POOL LIGHTS: | 120v: | 10 | 12v: | 0 | Type: |
| 23. | POOL TIMER: | Type: | N/A | Remote: | Contc/Rem | |
| 24. | OTHER AUTOMATION: | N/A | J Valves: | 0 | | |
| 25. | PRE-GRADE: | 0 | LEAVE DIRT: | 000 | DIRT NEEDED: | 0000 |
| 26. | CHILD BARRIER: | Type: | TBD | Complete: | N | |
| 27. | SURVEY BY: | TBD | | | | |
| 28. | JOB ACCESS: | OPEN: | Y | GATE: | Y | WIDTH: |
| 29. | HOME BUILT: | 0 | OCCUPIED: | 0 | Gate Code: | 0000 |
| | | | | | PETS: | N |
- SPA CONSTRUCTION DETAILS

JOB LOCATION
Dwight & Angela Stokes
141 S.W. Erskine Ct.
Lake City, Florida 32024

BUILDER INFORMATION

Dwight & Angela Stokes
141 S.W. Eskinine Ct.
Lake City, Florida 32024

PLAN DETAILS

POOL DEPTHS
W. 15' x 30' L.
3' 6'

Designer Name: Ras Lael Bey

Scale: 1/8" = 1' Paper: 11"x 17"