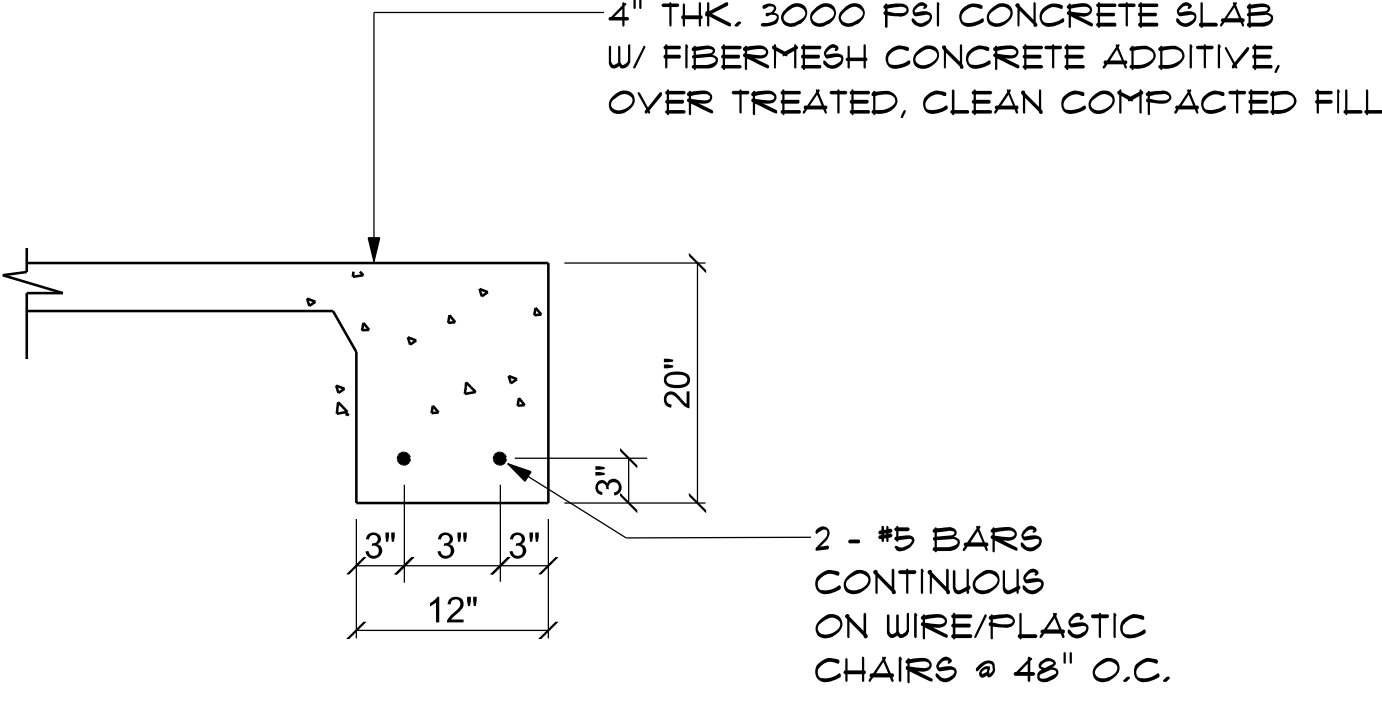


CONCRETE / MASONRY /
METALS GENERAL NOTES:

- DESIGN SOIL BEARING PRESSURE: 1500 PSF.
- EXPANSIVE SOILS: WHERE DIRECTED BY THE SOILS ENGINEER, SOIL AUGMENTATION PER THE SOILS ENGINEER'S SPECIFICATIONS SHALL BE IMPLEMENTED PRIOR TO PLACING ANY FOUNDATIONS - TESTS AS SPECIFIED SHALL BE PERFORMED TO DETERMINE THE SUITABILITY OF THE SUB-GRADE TO SUPPORT THE DESIGN LOADS.
- CLEAN SAND FILL OVER STRIPPED AND COMPACTED EXISTING GD. SHALL BE PLACED IN 12" LIFTS, BOTH SUB-SOIL AND FILL COMPACTION SHALL BE NOT LESS THAN 98% AS MEASURED BY A MODIFIED PROCTOR TEST AT THE RATE OF ONE TEST FOR EACH 1500 SF OF BUILDING PAD AREA, OR FRACTION THEREOF, FOR EACH 12" LIFT.
- REINFORCING STEEL SHALL BE GRADE 40 AND MEET THE REQUIREMENTS OF ASTM A615, ALL BENDS SHALL BE MADE COLD.
- WELDED WIRE MESH SLAB REINFORCING SHALL MEET THE REQUIREMENTS OF ASTM A185 - MIN. YIELD STRESS = 85 KSI.
- CONCRETE SHALL BE STANDARD MIX F'C = 3000 PSI FOR ALL FTGS, SLABS, COLUMNS AND BEAMS OR SHALL BE STANDARD PUMP MIX F'C = 3000 PSI. STRENGTH SHALL BE ATTAINED WITHIN 28 DAYS OF PLACEMENT. MIXING, PLACING AND FINISHING SHALL BE AS PER ACI STANDARDS.
- CONCRETE BLOCK SHALL BE AS PER MANUFACTURER'S PRODUCT GUIDE FOR ASTM C-90 REQUIREMENTS WITH MEDIUM SURFACE FINISH - Fm = 1500 PSI.
- MORTAR SHALL BE TYPE "M" OR "N" FOR ALL MASONRY UNITS.
- STRUCTURAL STEEL SHALL CONFORM TO ASTM A36 STANDARDS FOR STRENGTH, BOLTS SHALL BE ASTM A307 / GRADE 1 OR A325, AS PER PLAN REQUIREMENTS.
- WELDS SHALL BE AS PER "AMERICAN WELDING SOCIETY" STANDARDS FOR STRUCTURAL STEEL APPLICATIONS.



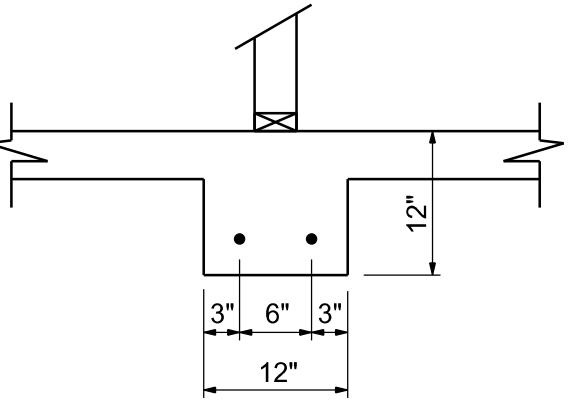
SECTION
SCALE: not to scale
A
A4

NOTE:
THE DESIGN WIND SPEED FOR THIS PROJECT IS 130 MPH PER FBC 1603 AND LOCAL JURISDICTION REQUIREMENTS

NOTE:
ADDED FILL SHALL BE APPLIED IN 8" LIFTS - EA. LIFT SHALL BE COMPACTED TO 98% DRY COMPACTION PER THE "MODIFIED PROCTOR" METHOD.

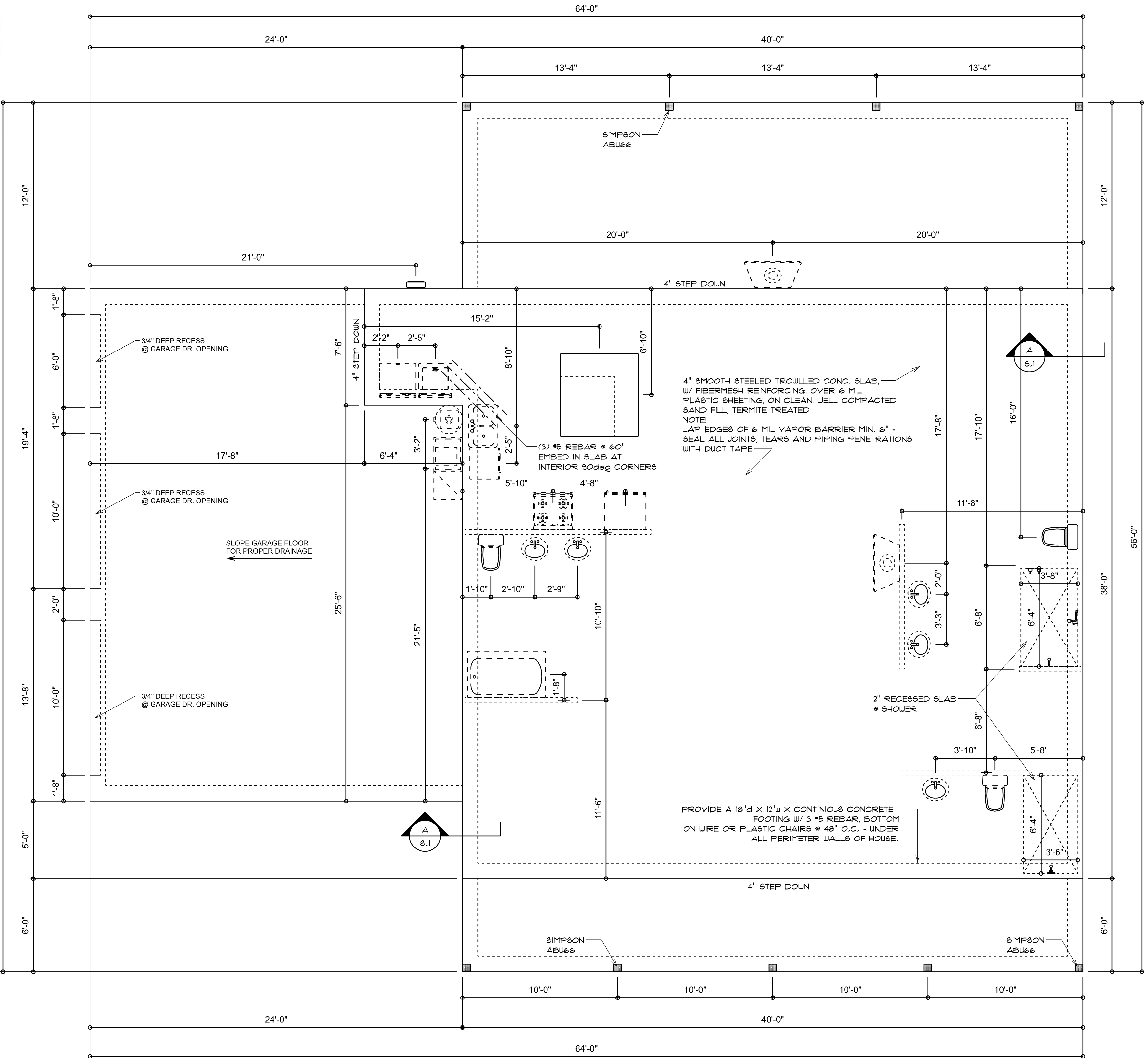
NOTE:
PROVIDE A MINIMUM OF TWO OPENINGS HAVING A TOTAL NET AREA OF NOT LESS THAN ONE SQUARE INCH FOR EVERY SQUARE FOOT OF ENCLOSED AREA SUBJECT TO FLOODING

NOTE:
THE PROJECT IS DESIGNED IN ACCORDANCE WITH ASCE 24



INTERIOR
BEARING FT'G
SCALE: 3/4" = 1'-0"
B
S.1

NOTE:
VERIFY INTERIOR BEARING WALLS WITH TRUSS MANUFACTURE DRAWINGS! USE DETAIL "B" THIS PAGE AT ALL INTERIOR BEARING LOC.



FOUNDATION PLAN
SCALE: 1/4" = 1'-0"

REVISIONS
Nov. 15th, 2024

CUSTOM HOME FOR:
Streeter Residence
COLUMBIA COUNTY, FL 32024

NICHOLAS PAUL GEISLER ARCHITECT
1158 NW Brown Rd.
Lake City, FL 32055
(386) 755-5021
N.C.A.R.B. Certified

SHEET NUMBER
S.1
OF 4 SHEETS

Nicholas P Geisler
Digitally signed by Nicholas P Geisler
Date: 2024.11.20 15:12:22 -05'00'
AR0007005