

GENERAL NOTES

CONCRETE:

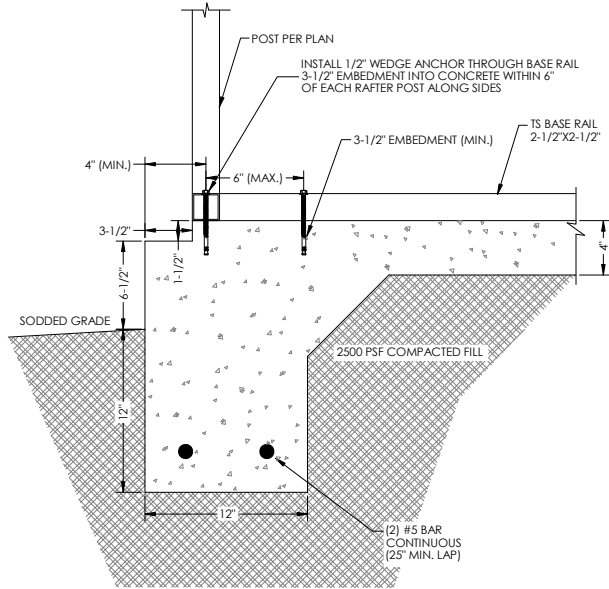
1. CONCRETE SHALL HAVE A MINIMUM SPECIFIED COMPRESSIVE STRENGTH OF 3000 PSI AT 28 DAYS.
2. CONCRETE MONOLITHIC SLAB DESIGN IS BASED ON A MINIMUM SOIL BEARING CAPACITY OF 2500 PSF.
3. ALL OPEN AREAS OF CONCRETE OUTSIDE OF THE PROPOSED STRUCTURE SHALL BE DESIGNED TO SLOPE AWAY FROM THE STRUCTURE.
4. WHERE CONCRETE SPECIFICATIONS ARE REQUIRED, BY ONE OR MORE REGULATORY AGENCY, THE FOLLOWING SPECIFICATIONS ARE APPLICABLE:
 - a. CONCRETE SHALL CONFORM TO ASTM C94 FOR THE FOLLOWING COMPONENTS:
 - i. PORTLAND CEMENT TYPE 1 - ASTM C 150
 - ii. AGGREGATES - LARGE AGGREGATE 3/4 MAX. - ASTM C 33
 - iii. AIR ENTRAINING +/- 1 % - ASTM C 260
 - iv. WATER REDUCING AGENT - ASTM C 494
 - v. CLEAN POTABLE WATER
 - vi. OTHER ADMIXTURES NOT PERMITTED
 - b. CONCRETE SLUMP AT DISCHARGE CHUTE NOT LESS THAN 3" OR MORE THAN 5". WATER ADDED AFTER BATCHING IS NOT PERMITTED.
 - c. PREPARE & PLACE CONCRETE PER AMERICAN CONCRETE INSTITUTE MANUAL OF STANDARD PRACTICE, PART 1, 2, & 3 INCLUDING HOT WEATHER RECOMMENDATIONS.
 - d. MOIST CURE OR POLYETHYLENE CURING PERMITTED.
 - e. PRIOR TO PLACING CONCRETE, TREAT THE ENTIRE SUBSURFACE AREA FOR TERMITES IN COMPLIANCE WITH THE BUILDING CODE (FOR RISK CATEGORY II, III, & IV STRUCTURES ONLY).
 - f. CONCRETE SLAB SHALL BE PLACED OVER A MIN. 6 MIL POLYETHYLENE VAPOR BARRIER (SLAB ONLY).
5. CONTROL JOINTS SHALL BE PROVIDED AT EVERY 12' O.C. OR 18' O.C. FOR 4" THICK OR 6" THICK CONCRETE SLAB RESPECTIVELY.

REINFORCING STEEL:

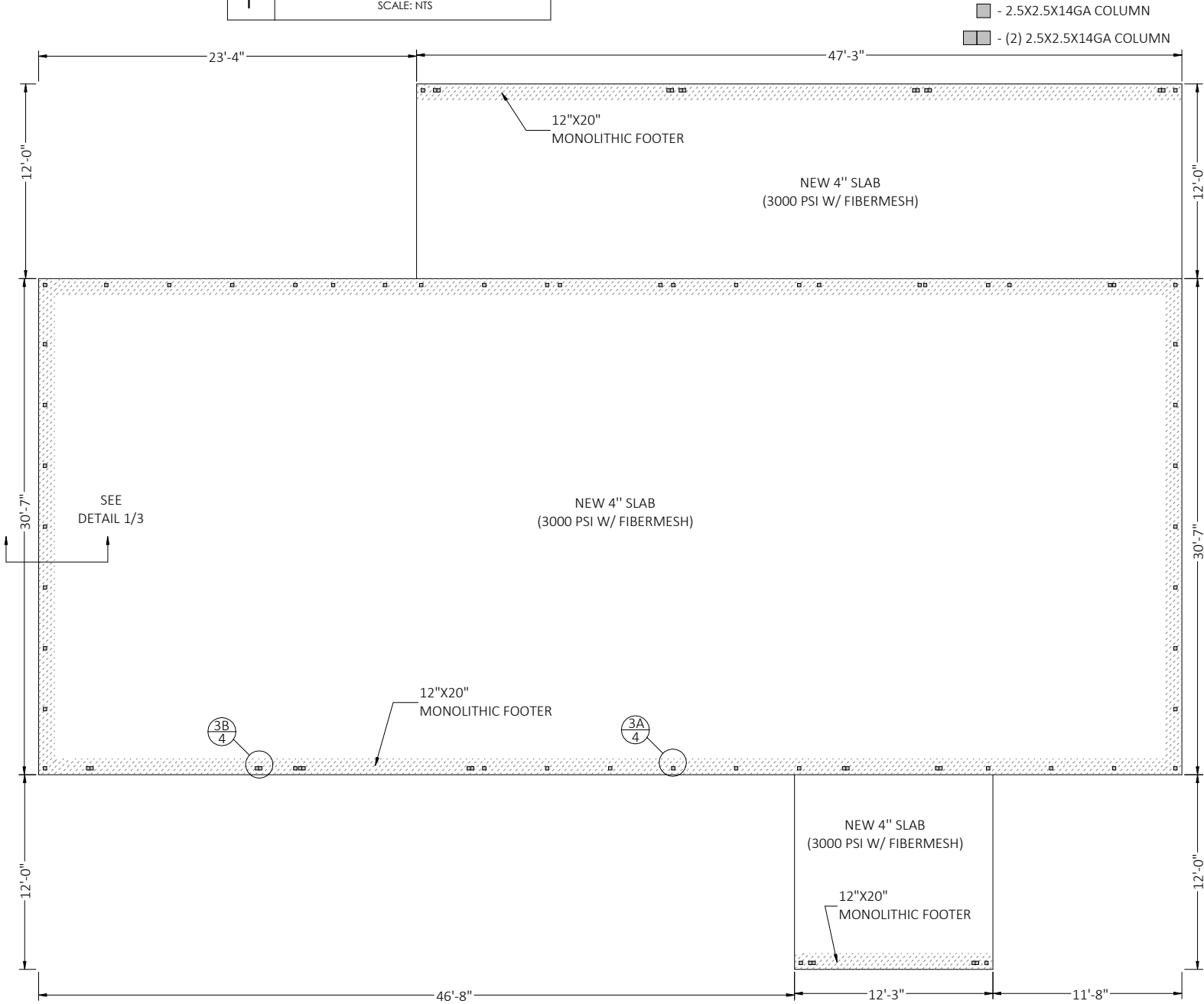
1. THE REINFORCING STEEL SHALL BE ASTM A615 GRADE 60. THE SLAB REINFORCEMENT SHALL BE WELDED WIRE FABRIC MEETING ASTM A185 OR FIBERGLASS FIBER REINFORCEMENT.
2. REINFORCEMENT MAY BE BENT IN THE FIELD OR SHOP AS LONG AS:
 - a. IT IS BENT COLD;
 - b. REINFRCEMENT PARTIALLY EMBEDDED IN CONCRETE SHALL NOT BE FIELD BENT;
 - c. THE DIAMETER OF THE BEND, MEASURED ON THE INSIDE OF THE BAR, IS NOT LESS THAN SIX-BAR DIAMETERS.
3. FOR FOUNDATIONS, MINIMUM CONCRETE COVER OVER REINFORCING BARS SHALL BE PER ACI-318: 3 INCHES WHERE THE CONCRETE IS POURED AGAINST AND TEMPORARY IN CONTACT WITH THE EARTH OR UNPROTECTED FROM THE EARTH OR WEATHER, OTHERWISE 1-1/2 INCHES.

FROST PROTECTION:

1. FOUNDATION SHALL BE PROTECTED AGAINST FROST USING RIGID FOAM INSULATION (EPS OR EQUIVALENT). FOR NO FROST PROTECTION OPTION, COORDINATE WITH LOCAL BUILDING CODE AND/OR BUILDING OFFICIAL REGARDING REQUIRED FOOTING DEPTH BASED ON FROST LINE DEPTH.




1 12"X20" MONO. FOOTER BASE RAIL ANCHORAGE
SCALE: NTS



FOUNDATION PLAN
SCALE: N.T.S.

This item has been digitally signed and sealed by Richard E. Walker, P.E. on the date adjacent to the seal. Printed copies of this document are not considered signed and sealed and the signature must be verified on any electronic copies.



Digitally signed
by Richard E Walker
Date: 2025.01.02 14:19:57-05'00'

FLORIDA ENGINEERING LLC
4161 TAMiami TRAIL, UNIT 101
PORT CHARLOTTE, FLORIDA 33952
(941) 391-5980
FLEng.com
Orders@FLEng.com



CA CERT. #30782

PROJECT NO. 2434511

CONTRACTOR:
TUBULAR BUILDING SYSTEMS
P.O. BOX. 2254
LAKE CITY, FL 32056

PROJECT ADDRESS:
GIANOULIS
1088 SW UTAH ST
FORT WHITE, FL 32038

DESIGN DATE: 12/18/2024

REVISION 1: DATE

REVISION 2: DATE

DRAWN BY: TCP

SCALE: NTS

SHEET:

03