

# PERMIT APPLICATION / MANUFACTURED HOME INSTALLATION APPLICATION

For Office Use Only

(Revised 7-1-15)

Zoning Official \_\_\_\_\_ Building Official \_\_\_\_\_

AP# \_\_\_\_\_ Date Received \_\_\_\_\_ By \_\_\_\_\_ Permit # \_\_\_\_\_

Flood Zone \_\_\_\_\_ Development Permit \_\_\_\_\_ Zoning \_\_\_\_\_ Land Use Plan Map Category \_\_\_\_\_

Comments \_\_\_\_\_

FEMA Map# \_\_\_\_\_ Elevation \_\_\_\_\_ Finished Floor \_\_\_\_\_ River \_\_\_\_\_ In Floodway \_\_\_\_\_

☐ Recorded Deed or ☐ Property Appraiser PO ☐ Site Plan ☐ EH # \_\_\_\_\_ ☐ Well letter OR

☐ Existing well ☐ Land Owner Affidavit ☐ Installer Authorization ☐ FW Comp. letter ☐ App Fee Paid

☐ DOT Approval ☐ Parent Parcel # \_\_\_\_\_ ☐ STUP-MH \_\_\_\_\_ ☐ 911 App

☐ Ellisville Water Sys ☐ Assessment \_\_\_\_\_ ☐ Out County ☐ In County ☐ Sub VF Form

Property ID # 31-45-17-08921-001 Subdivision                      Lot#                     

▪ New Mobile Home \_\_\_\_\_ Used Mobile Home ☒ MH Size 28x52 Year 2017

▪ Applicant Clarence and Laverne Sifers Phone # 772-323-3403

▪ Address 6936 NW Hershy Circle Port St. Lucie, Fla. 34983

▪ Name of Property Owner Patrick K Sifers Linda A. Sifers Phone# 772-323-3403

▪ 911 Address 304 SW Wester Drive Lake City, Fl. 32024

▪ Circle the correct power company - FL Power & Light - Clay Electric  
(Circle One) - Suwannee Valley Electric - Duke Energy

▪ Name of Owner of Mobile Home Clarence & Laverne Sifers Phone # 772-323-3403

Address 6936 NW Hershy Circle Port St. Lucie, Fl. 34983

▪ Relationship to Property Owner Family / property Address 308 SW Wester Dr. Lake City, Fla. 32024

▪ Current Number of Dwellings on Property 1

▪ Lot Size \_\_\_\_\_ Total Acreage 32

▪ Do you : Have Existing Drive or Private Drive or need Culvert Permit or Culvert Waiver (Circle one)  
(Currently using) (Blue Road Sign) (Putting in a Culvert) (Not existing but do not need a Culvert)

▪ Is this Mobile Home Replacing an Existing Mobile Home No

▪ Driving Directions to the Property  Hwy 41 to Hwy 47  
turn left onto SW Wester Dr.

▪ Name of Licensed Dealer/Installer Greg Lollie Phone # 850-209-2033

▪ Installers Address 1961 Porter Ave Grand Ridge, Fl. 32442

▪ License Number FH/1025161 Installation Decal # 83357



# Mobile Home Permit Worksheet

Application Number: \_\_\_\_\_

Date: \_\_\_\_\_

Installer: Carol Lollie License # IT 1025161

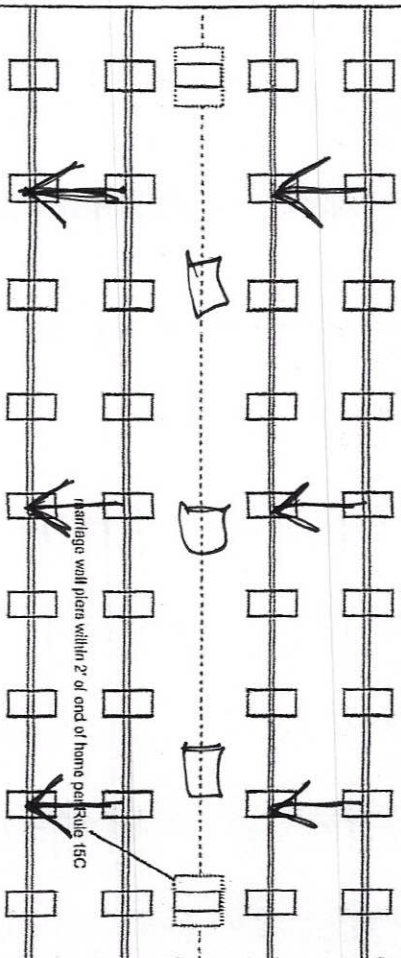

Address of home being installed

308 Sid Western Dr. John City, R.

Manufacturer Nobility Length x width 28' x 52'

**NOTE:** if home is a single wide fill out one half of the blocking plan if home is a triple or quad wide sketch in remainder of home I understand Lateral Arm Systems cannot be used on any home (new or used) where the sidewall ties exceed 5 ft 4 in.

Installer's initials CL



New Home ☐ Used Home ☒

Home installed to the Manufacturer's Installation Manual ☒ Home is installed in accordance with Rule 15-C ☐

Single wide ☐ Wind Zone II ☒ Wind Zone III ☐

Double wide ☒ Installation Decal # 83357

Triple/Quad ☐ Serial # N1-13419 AB

## PIER SPACING TABLE FOR USED HOMES

Load bearing capacity (sq in)	16" x 16" (256)	18 1/2" x 18 (342)	20" x 20" (400)	22" x 22" (484)	24" x 24" (576)	26" x 26" (676)
1000 psf	3'	4'	5'	6'	7'	8'
1500 psf	4' 6"	6'	7'	8'	8'	8'
2000 psf	6'	8'	8'	8'	8'	8'
2500 psf	7' 6"	8'	8'	8'	8'	8'
3000 psf	8'	8'	8'	8'	8'	8'
3500 psf	8'	8'	8'	8'	8'	8'

\* Interpolated from Rule 15C-1 pier spacing table.

## PIER PAD SIZES

I-beam pier pad size 24x34  
 Perimeter pier pad size 18x18  
 Other pier pad sizes (required by the mfg.) N/A

## POPULAR PAD SIZES

Pad Size	Sq In
16 x 16	256
16 x 18	288
18.5 x 18.5	342
16 x 22.5	360
17 x 22	374
13 1/4 x 26 1/4	348
20 x 20	400
17 3/8 x 25 3/8	441
17 1/2 x 25 1/2	446
24 x 24	576
26 x 26	676

Draw the approximate locations of marriage wall openings 4 foot or greater. Use this symbol to show the piers.

List all marriage wall openings greater than 4 foot and their pier pad sizes below.

Opening 16x18 Pier pad size 24x24  
24x24 16x18  
24x24

## TIEDOWN COMPONENTS

Longitudinal Stabilizing Device (LSD) CL  
 Manufacturer CL  
 Longitudinal Stabilizing Device w/ Lateral Arms CL  
 Manufacturer CL

## OTHER TIES

Sidewall N/A  
 Longitudinal Marriage wall N/A  
 Shearwall N/A



# Mobile Home Permit Worksheet

Application Number: \_\_\_\_\_

Date: \_\_\_\_\_

## POCKET PENETROMETER TEST

The pocket penetrometer tests are rounded down to 1500 psf or check here to declare 1000 lb. soil \_\_\_\_\_ without testing.

x 1500 x 1500 x 1500

### POCKET PENETROMETER TESTING METHOD

1. Test the perimeter of the home at 6 locations.
2. Take the reading at the depth of the footer.
3. Using 500 lb. increments, take the lowest reading and round down to that increment.

x 1500 x 1500 x 1500

## TORQUE PROBE TEST

The results of the torque probe test is 811 inch pounds or check here if you are declaring 5" anchors without testing. A test showing 275 inch pounds or less will require 5 foot anchors.

**Note:** A state approved lateral arm system is being used and 4 ft. anchors are allowed at the sidewall locations. I understand 5 ft. anchors are required at all centerline tie points where the torque test reading is 275 or less and where the mobile home manufacturer may requires anchors with 400 lb holding capacity.

gcl Installer's initials

### ALL TESTS MUST BE PERFORMED BY A LICENSED INSTALLER

Installer Name

Carol Collier

Date Tested

10/2/2021

Electrical

Connect electrical conductors between multi-wide units, but not to the main power source. This includes the bonding wire between multi-wide units. Pg. ✓

Plumbing

Connect all sewer drains to an existing sewer tap or septic tank. Pg. ✓

Connect all potable water supply piping to an existing water meter, water tap, or other independent water supply systems. Pg. ✓

## Site Preparation

Debris and organic material removed ✓ Swale ✓ Pad ✓ Other ✓

### Fastening multi wide units

Floor: Type Fastener: 3/8 Length: 6 Spacing: 16-18  
Walls: Type Fastener: 3/8 Length: 6 Spacing: 12-16  
Roof: Type Fastener: 3/8 Length: 7 Spacing: 18-24  
For used homes a min. 30 gauge, 8" wide, galvanized metal strip will be centered over the peak of the roof and fastened with galv. roofing nails at 2" on center on both sides of the centerline.

### Gasket (weatherproofing requirement)

I understand a properly installed gasket is a requirement of all new and used homes and that condensation, mold, mildew and buckled marriage walls are a result of a poorly installed or no gasket being installed. I understand a strip of tape will not serve as a gasket.

Installer's initials

gcl

Type gasket Pg. Manufacturer

Installed:

Between Floors Yes ✓  
Between Walls Yes ✓  
Bottom of ridgebeam Yes ✓

### Weatherproofing

The bottomboard will be repaired and/or taped. Yes ✓ Pg. ✓  
Siding on units is installed to manufacturer's specifications. Yes ✓  
Fireplace chimney installed so as not to allow intrusion of rain water. Yes ✓

### Miscellaneous

Skirting to be installed. Yes ✓ No ✓  
Dryer vent installed outside of skirting. Yes ✓ N/A ✓  
Range downflow vent installed outside of skirting. Yes ✓ N/A ✓  
Drain lines supported at 4 foot intervals. Yes ✓ N/A ✓  
Electrical crossovers protected. Yes ✓  
Other: \_\_\_\_\_

Installer verifies all information given with this permit worksheet is accurate and true based on the manufacturer's installation instructions and or Rule 15C-1 & 2

Installer Signature

[Signature]

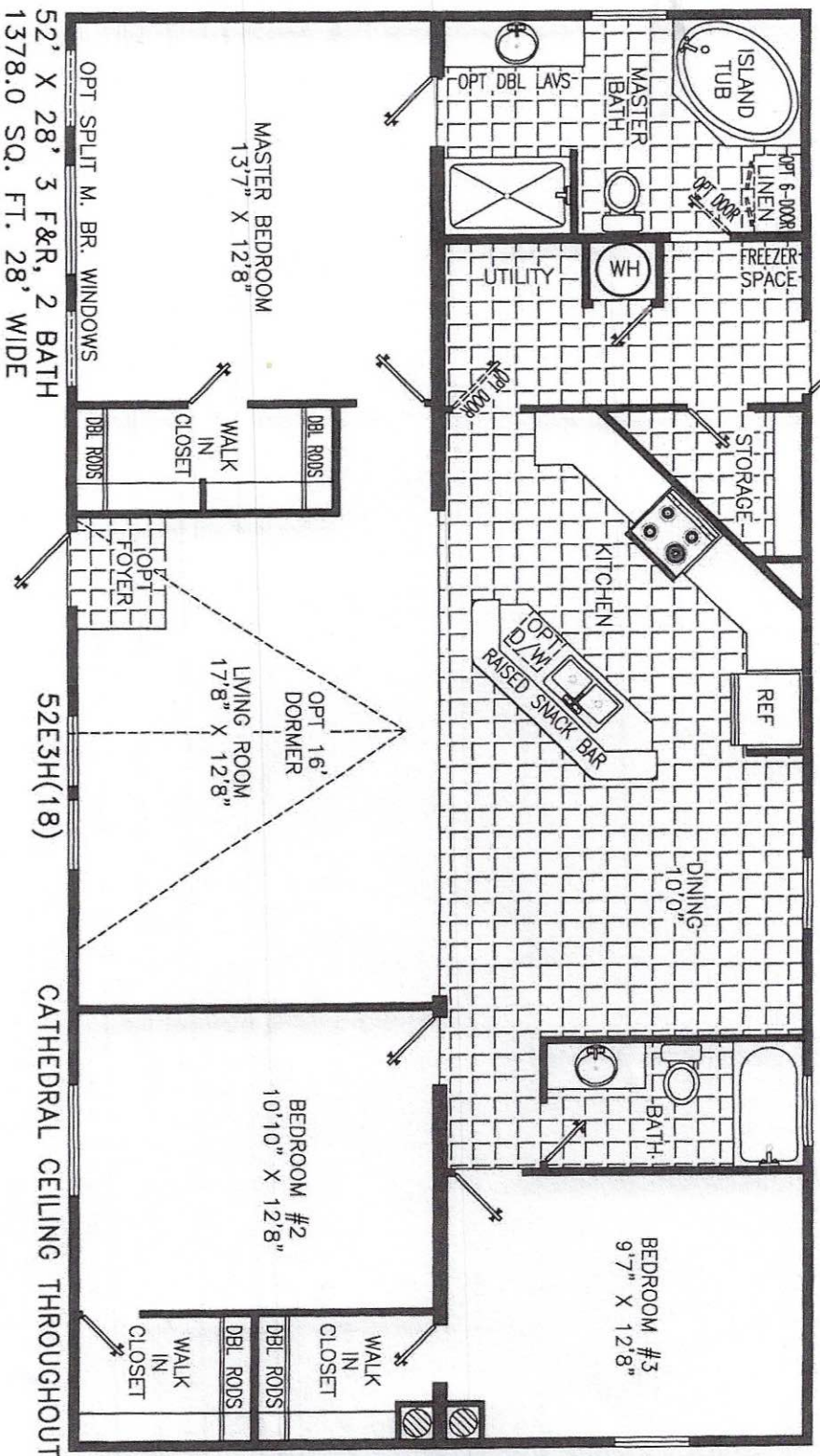
Date

10/7/2021



# Prestige Home Centers

MILEY

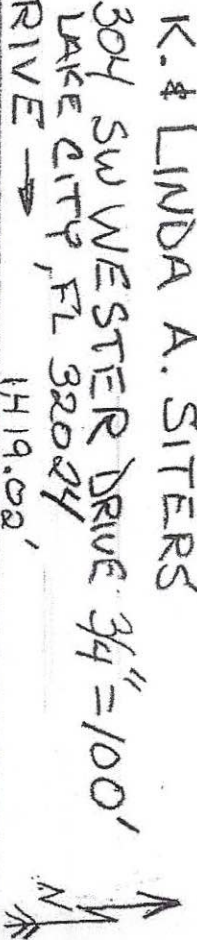


NOBILITY  
HOMES INC.  
nobilityhomes.com

*Homes Designed, Built & Serviced  
By NOBILITY HOMES*

MANUFACTURED IN ACCORDANCE WITH STANDARDS DEVELOPED AND ENFORCED BY HUD. DUE TO OUR CONTINUING PROGRAM OF PRODUCT IMPROVEMENT, PRICES AND SPECIFICATIONS ARE SUBJECT TO CHANGE WITHOUT NOTICE. SOME ITEMS SUCH AS TIRES, RIMS, AXLES AND HITCHES MAY HAVE BEEN RETOILED AFTER INSPECTION FOR SAFETY AND APPEARANCE. ALL DIMENSIONS ARE NOMINAL.

SITE PLAN FOR PATRICK K. & LINDA A. SITTERS  
31-45-17-08921-00/EXISTING 304 SW WESTER DRIVE 3/4"=100'



1419.02'

EXISTING COLLEAT DRIVEWAY

SW WESTER DRIVE

EXISTING 280'±  
30x50 BARN

EXISTING SEPTIC SYSTEM

EXISTING HOME

GENTLE SLOPE

1,100'±

EXISTING WELL

FRONT OF HOME

NEW PROPOSED

SEPTIC SYSTEM

NEW PROPOSED 24x52 MOBILE HOME

32.00 ACRES  
HEAVILY WOODED

617'±

957.14'

949.57'

1446.51'