



## COLUMBIA COUNTY BUILDING DEPARTMENT

135 NE Hernando Ave., Suite B-21, Lake City, FL 32055

Office: 386-758-1008 Fax: 386-758-2160

[www.columbiacountyfla.com/BuildingandZoning.asp](http://www.columbiacountyfla.com/BuildingandZoning.asp)

### EXISTING RESIDENTIAL OR COMMERCIAL EXTERIOR ~ INTERIOR ~ REMODELS ~ UPGRADES

**PERMIT EXEMPTION:** If the construction job cost is \$4000.00 or less, no permit is required. (County Ord.2012-2) This does not change the requirement for the use of licensed contractors and the requirement of recording a Notice of Commencement when the cost is \$2500.00 or more. (F.S. ch:489, F.S. ch:713)

The Deeded Property Owner must sign the 2<sup>nd</sup> page of the application. If the customer has a **notarized Power of Attorney for from the Deeded Property Owner**, then that named person can sign for the owner.

For Corporate Ownership we must have documents to prove the person signing as the owner has the Authority to do so. (By: Articles of Incorporation, Proper contract documents, officer's authority on company letterhead, or other notarized documents; these documents will be reviewed prior to permit issuance.)

Agents cannot sign the Application for the contractor this must be the license holder.

- ☒ Two page Permit Application with **PROPERTY OWNER'S SIGNATURE & notarized** contractor signature on 2<sup>nd</sup> page **and, if a plan review is required the \$15.00 application fee.**
- ☐ Subcontractors Verification Form, **signed** by the license holder/contractor that is subcontracted the job, if subcontractors are being used.
- ☐ License Holders (Contractors) must complete a "Letter of Authorization" for who signs the permit.
- ☐ If an Owner Builder, Notarized Disclosure Statement (Owner Builders **must** sign for the Permit).
- ☐ Recorded deed or Property Appraiser's parcel details printout; **and if**
- ☐ Owner is Corporation or Trust, **provide** corporate articles listing the signor, trust executor or POA forms.
- ☐ Product Approval Code Spec sheet, if adding or replacing products with Florida approval numbers.
- ☐ Recorded Notice of Commencement; before the 1<sup>st</sup> inspection.
- ☐ Provide information on Development Permits/Zoning Applications applied for, if applicable.
- ☐ **List of the job details including all stages of construction and all work being performed; STAFF WILL THEN FURTHER DETERMINE IF A PLAN REVIEW IS REQUIRED,**

**PLAN REVIEW IS REQUIRED FOR: Any property located within a Flood Zone OR any Substantial Improvement**- Any repair, reconstruction, rehabilitation, alteration, addition or other improvement of a building or structure, the cost of which equals or exceeds 50 percent of the market value of the structure before the improvement or repair is started. If the structure has sustained substantial damage, any repairs are considered substantial improvement regardless of the actual repair work performed. The term does not, however, include either: (1) Any project for improvement of a building required to correct existing health, sanitary, or safety code violations identified by the Building Official and that is the minimum necessary to ensure living conditions; or (2) Any alteration of a historic structure, provided that the alteration will not preclude the structure's continued designation as a historic structure.

#### Which may include...

- ☐ Site Plan with dimensions from each property line to the new addition. **Required if adding square footage.**
- ☐ 2 sets of blueprints or floor plans for safety review, Signed & Sealed Engineering, if any structural changes.
- ☐ 2 sets of Signed & Sealed truss engineering, if any roof changes.
- ☐ 2 sets of energy code & Manual J forms, if required.
- ☐ Septic Release or Septic Signed site plan from Environmental Health Department, call 386-758-1058.

Applications can be mailed, include the \$15.00 fee, checks to BCC or Board of County Commissioners. Revised 7-1-15

**Columbia County Remodel Permit Application**

<b>For Office Use Only</b>	Application # _____	Date Received _____	By _____	Permit # _____
Zoning Official _____	Date _____	Flood Zone _____	Land Use _____	Zoning _____
FEMA Map # _____	Elevation _____	MFE _____	River _____	Plans Examiner _____
Date _____				
Comments _____				
<input type="checkbox"/> NOC <input type="checkbox"/> Deed or PA <input type="checkbox"/> Dev Permit # _____ <input type="checkbox"/> In Floodway <input type="checkbox"/> Letter of Auth. from Contractor <input type="checkbox"/> F W Comp. letter <input type="checkbox"/> Owner Builder Disclosure Statement <input type="checkbox"/> Land Owner Affidavit <input type="checkbox"/> Ellisville Water <input type="checkbox"/> App Fee Paid <input type="checkbox"/> Site Plan <input type="checkbox"/> Env. Health Approval _____ <input type="checkbox"/> Sub VF Form				

Fax \_\_\_\_\_

**Applicant (Who will sign/pickup the permit)** Matthew Soride Phone 904-625-5691

**Address** 2586 Lane Ave N Jacksonville, FL 32254

**Owners Name** Love's Travel Stops & Country Stores, Inc. Phone 405-463-8931

**911 Address** 13700 S US Highway 441, Lake City, FL 32025

**Contractors Name** Spatco Energy Solutions, LLC Phone 904-388-7571

**Address** 2586 Lane Ave N Jacksonville, FL 32254

**Contractor Email** matthew.soride@spatco.com \*\*\*Include to get updates on this job.

**Fee Simple Owner Name & Address** \_\_\_\_\_

**Bonding Co. Name & Address** \_\_\_\_\_

**Architect/Engineer Name & Address** Harrison French & Associates 1705 S Walton Blvd, Ste 3 Bentonville, AR 72712

**Mortgage Lenders Name & Address** N/A

**Circle the correct power company** ☐ FL Power & Light ☐ Clay Elec. ☐ Suwannee Valley Elec. ☐ Duke Energy

**Property ID Number** 03-6S-17-09562-000 **Estimated Construction Cost** \_\_\_\_\_

**Subdivision Name** \_\_\_\_\_ **Lot** \_\_\_\_\_ **Block** \_\_\_\_\_ **Unit** \_\_\_\_\_ **Phase** \_\_\_\_\_

**Driving Directions from a Major Road** 441 South at Love's Travel Stop.

**Construction of** 1 Fuel Canopy addition    X Commercial OR    Residential

**Type of Structure (House; Mobile Home; Garage; Exxon)** \_\_\_\_\_

**Use/Occupancy of the building now** \_\_\_\_\_ **Is this changing** No

**If Yes, Explain, Proposed Use/Occupancy** \_\_\_\_\_

**Is the building Fire Sprinkled?** \_\_\_\_\_ **If Yes, blueprints included** No **Or Explain** \_\_\_\_\_

**Entrance Changes (Ingress/Egress)** No **If Yes, Explain** \_\_\_\_\_

**Zoning Applications applied for (Site & Development Plan, Special Exception, etc.)** N/A

**Columbia County Building Permit Application**

**CODE: Florida Building Code 2017 6th Edition and the 2014 National Electrical Code.**

Application is hereby made to obtain a permit to do work and installations as indicated. I certify that no work or installation has commenced prior to the issuance of a permit and that all work be performed to meet the standards of all laws regulating construction in this jurisdiction.

**TIME LIMITATIONS OF APPLICATION :** An application for a permit for any proposed work shall be deemed to have been abandoned 180 days after the date of filing, unless pursued in good faith or a permit has been issued.

**TIME LIMITATIONS OF PERMITS:** Every permit issued shall become invalid unless the work authorized by such permit is commenced within **180** days after its issuance, or if the work authorized by such permit is suspended or abandoned for a period of 180 days after the time work is commenced. A valid permit receives an approved inspection every 180 days. Work shall be considered not suspended, abandoned or invalid when the permit has received an approved inspection within 180 days of the previous approved inspection.

**FLORIDA'S CONSTRUCTION LIEN LAW: Protect Yourself and Your Investment:** According to Florida Law, those who work on your property or provide materials, and are not paid-in-full, have a right to enforce their claim for payment against your property. This claim is known as a construction lien. If your contractor fails to pay subcontractors or material suppliers or neglects to make other legally required payments, the people who are owed money may look to your property for payment, even if you have paid your contractor in full. This means if a lien is filed against your property, it could be sold against your will to pay for labor, materials or other services which your contractor may have failed to pay.

**NOTICE OF RESPONSIBILITY TO CONTRACTOR AND AGENT:** **YOU ARE HEREBY NOTIFIED** as the recipient of a building permit from Columbia County, Florida, you will be held responsible to the County for any damage to sidewalks and/or road curbs and gutters, concrete features and structures, together with damage to drainage facilities, removal of sod, major changes to lot grades that result in ponding of water, or other damage to roadway and other public infrastructure facilities caused by you or your contractor, subcontractors, agents or representatives in the construction and/or improvement of the building and lot for which this permit is issued. No certificate of occupancy will be issued until all corrective work to these public infrastructures and facilities has been corrected.

**WARNING TO OWNER:** YOUR FAILURE TO RECORD A NOTICE OF COMMENCEMENT MAY RESULT IN YOU PAYING TWICE FOR IMPROVEMENTS TO YOUR PROPERTY. A NOTICE OF COMMENCEMENT MUST BE RECORDED AND POSTED ON THE JOB SITE BEFORE THE FIRST INSPECTION. IF YOU INTEND TO OBTAIN FINANCING, CONSULT WITH YOUR LENDER OR ATTORNEY BEFORE RECORDING YOUR NOTICE OF COMMENCEMENT.

**OWNERS CERTIFICATION:** I CERTIFY THAT ALL THE FOREGOING INFORMATION IS ACCURATE AND THAT ALL WORK WILL BE DONE IN COMPLIANCE WITH ALL APPLICABLE LAWS REGULATING CONSTRUCTION AND ZONING.

**NOTICE TO OWNER:** There are some properties that may have deed restrictions recorded upon them. These restrictions may limit or prohibit the work applied for in your building permit. You must verify if your property is encumbered by any restrictions or face possible litigation and or fines.

Love's Travel Stops & Country Stores, Inc.

Print Owners Name

Thomas Squires - VP of Construction

Owners Signature

**\*\*Property owners must sign here before any permit will be issued.**

**\*\*If this is an Owner Builder Permit Application then, ONLY the owner can sign the building permit when it is issued.**

**CONTRACTORS AFFIDAVIT:** By my signature I understand and agree that I have informed and provided this written statement to the owner of all the above written responsibilities in Columbia County for obtaining this Building Permit including all application and permit time limitations.

Contractor's Signature

Contractor's License Number CBC1264756  
Columbia County  
Competency Card Number 2516


Affirmed under penalty of perjury to by the Contractor and subscribed before me this 23 day of February 2023.

Personally known X or Produced Identification \_\_\_\_\_

Kimberly A Seals

State of Florida Notary Signature (For the Contractor)

SEAL:





As required by Florida Statute 553.842 and Florida Administrative Code 9B-72, please provide the information and approval numbers on the building components listed below if they will be utilized on the construction project for which you are applying for a building permit. We recommend you contact your local product supplier should you not know the product approval number for any of the applicable listed products. Statewide approved products are listed online @ [www.floridabuilding.org](http://www.floridabuilding.org)

Category/Subcategory	Manufacturer	Product Description	Approval Number(s)
<b>1. EXTERIOR DOORS</b>			
A. SWINGING			
B. SLIDING			
C. SECTIONAL/ROLL UP			
D. OTHER			
<b>2. WINDOWS</b>			
A. SINGLE/DOUBLE HUNG			
B. HORIZONTAL SLIDER			
C. CASEMENT			
D. FIXED			
E. MULLION			
F. SKYLIGHTS			
G. OTHER			
<b>3. PANEL WALL</b>			
A. SIDING			
B. SOFFITS			
C. STOREFRONTS			
D. GLASS BLOCK			
E. OTHER			
<b>4. ROOFING PRODUCTS</b>			
A. ASPHALT SHINGLES			
B. NON-STRUCTURAL METAL			
C. ROOFING TILES			
D. SINGLE PLY ROOF			
E. OTHER			
<b>5. STRUCTURAL COMPONENTS</b>			
A. WOOD CONNECTORS			
B. WOOD ANCHORS			
C. TRUSS PLATES			
D. INSULATION FORMS			
E. LINTELS			
F. OTHERS			
<b>6. NEW EXTERIOR</b>			
<b>ENVELOPE PRODUCTS</b>			

The products listed below did not demonstrate product approval at plan review. I understand that at the time of inspection of these products, the following information must be available to the inspector on the jobsite; 1) copy of the product approval, 2) performance characteristics which the product was tested and certified to comply with, 3) copy of the applicable manufacturers installation requirements.

Further, I understand these products may have to be removed if approval cannot be demonstrated during inspection.

  
Contractor OR Agent Signature

02/23/2023  
Date

NOTES: \_\_\_\_\_  
\_\_\_\_\_  
\_\_\_\_\_

## SUBCONTRACTOR VERIFICATION

APPLICATION/PERMIT # \_\_\_\_\_ JOB NAME Loves#724 Expansion

**THIS FORM MUST BE SUBMITTED BEFORE A PERMIT WILL BE ISSUED**



Columbia County issues combination permits. One permit will cover all trades doing work at the permitted site. It is **REQUIRED** that we have records of the subcontractors who actually did the trade specific work under the general contractors permit.

**NOTE:** It shall be the responsibility of the general contractor to make sure that all of the subcontractors are licensed with the Columbia County Building Department.

Use website to confirm licenses: <http://www.columbiacountyfla.com/PermitSearch/ContractorSearch.aspx>

**NOTE:** If this should change prior to completion of the project, it is your responsibility to have a corrected form submitted to our office, before that work has begun.

Violations will result in stop work orders and/or fines.

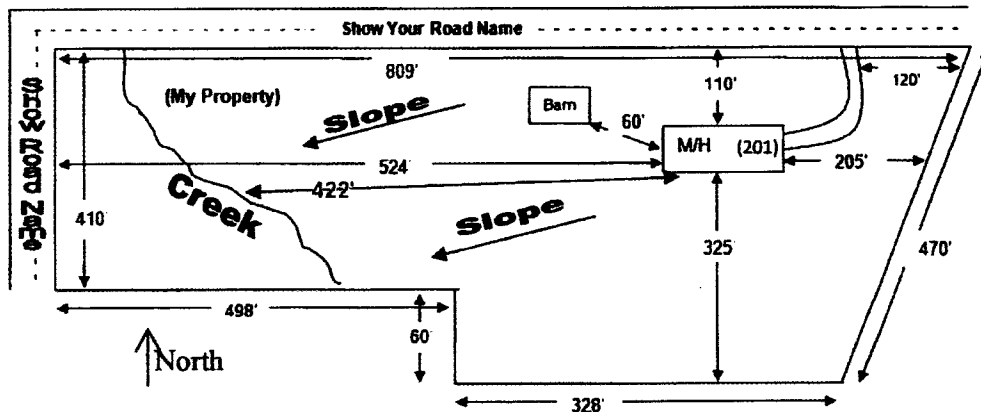
<b>ELECTRICAL</b> <input type="checkbox"/>	Print Name <u>Matthew Soride</u> Signature  Company Name: <u>Spatco Energy Solutions, LLC</u> CC# <u>2336</u> License #: <u>EC13009926</u> Phone #: <u>904-625-5691</u>	<u>Need</u> <input type="checkbox"/> Lic <input type="checkbox"/> Liab <input type="checkbox"/> W/C <input type="checkbox"/> EX <input type="checkbox"/> DE
<b>MECHANICAL/ A/C</b> <input type="checkbox"/>	Print Name _____ Signature _____ Company Name: _____ CC# _____ License #: _____ Phone #: <u>405-463-8931</u>	<u>Need</u> <input type="checkbox"/> Lic <input type="checkbox"/> Liab <input type="checkbox"/> W/C <input type="checkbox"/> EX <input type="checkbox"/> DE
<b>PLUMBING/ GAS</b> <input type="checkbox"/>	Print Name _____ Signature _____ Company Name: _____ CC# _____ License #: _____ Phone #: _____	<u>Need</u> <input type="checkbox"/> Lic <input type="checkbox"/> Liab <input type="checkbox"/> W/C <input type="checkbox"/> EX <input type="checkbox"/> DE
<b>ROOFING</b> <input type="checkbox"/>	Print Name _____ Signature _____ Company Name: _____ CC# _____ License #: _____ Phone #: _____	<u>Need</u> <input type="checkbox"/> Lic <input type="checkbox"/> Liab <input type="checkbox"/> W/C <input type="checkbox"/> EX <input type="checkbox"/> DE
<b>SHEET METAL</b> <input type="checkbox"/>	Print Name _____ Signature _____ Company Name: _____ CC# _____ License #: _____ Phone #: _____	<u>Need</u> <input type="checkbox"/> Lic <input type="checkbox"/> Liab <input type="checkbox"/> W/C <input type="checkbox"/> EX <input type="checkbox"/> DE
<b>FIRE SYSTEM/ SPRINKLER</b> <input type="checkbox"/>	Print Name _____ Signature _____ Company Name: _____ CC# _____ License #: _____ Phone #: _____	<u>Need</u> <input type="checkbox"/> Lic <input type="checkbox"/> Liab <input type="checkbox"/> W/C <input type="checkbox"/> EX <input type="checkbox"/> DE
<b>SOLAR</b> <input type="checkbox"/>	Print Name _____ Signature _____ Company Name: _____ CC# _____ License #: _____ Phone #: _____	<u>Need</u> <input type="checkbox"/> Lic <input type="checkbox"/> Liab <input type="checkbox"/> W/C <input type="checkbox"/> EX <input type="checkbox"/> DE
<b>STATE SPECIALTY</b> <input type="checkbox"/>	Print Name <u>Matthew Soride</u> Signature  Company Name: <u>Spatco Energy Solutions, LLC</u> CC# <u>2517</u> License #: <u>PCC1256982</u> Phone #: <u>904-625-5691</u>	<u>Need</u> <input type="checkbox"/> Lic <input type="checkbox"/> Liab <input type="checkbox"/> W/C <input type="checkbox"/> EX <input type="checkbox"/> DE

## SITE PLAN CHECKLIST

- ☐ 1) Property Dimensions
- ☐ 2) Footprint of proposed and existing structures (including decks), label these with existing addresses
- ☐ 3) Distance from structures to all property lines
- ☐ 4) Location and size of easements
- ☐ 5) Driveway path and distance at the entrance to the nearest property line
- ☐ 6) Location and distance from any waters; sink holes; wetlands; and etc.
- ☐ 7) Show slopes and or drainage paths
- ☐ 8) Arrow showing North direction

## SITE PLAN EXAMPLE

Revised 7/1/15



### NOTE:

This site plan can be copied and used with the 911 Addressing Dept. application forms.