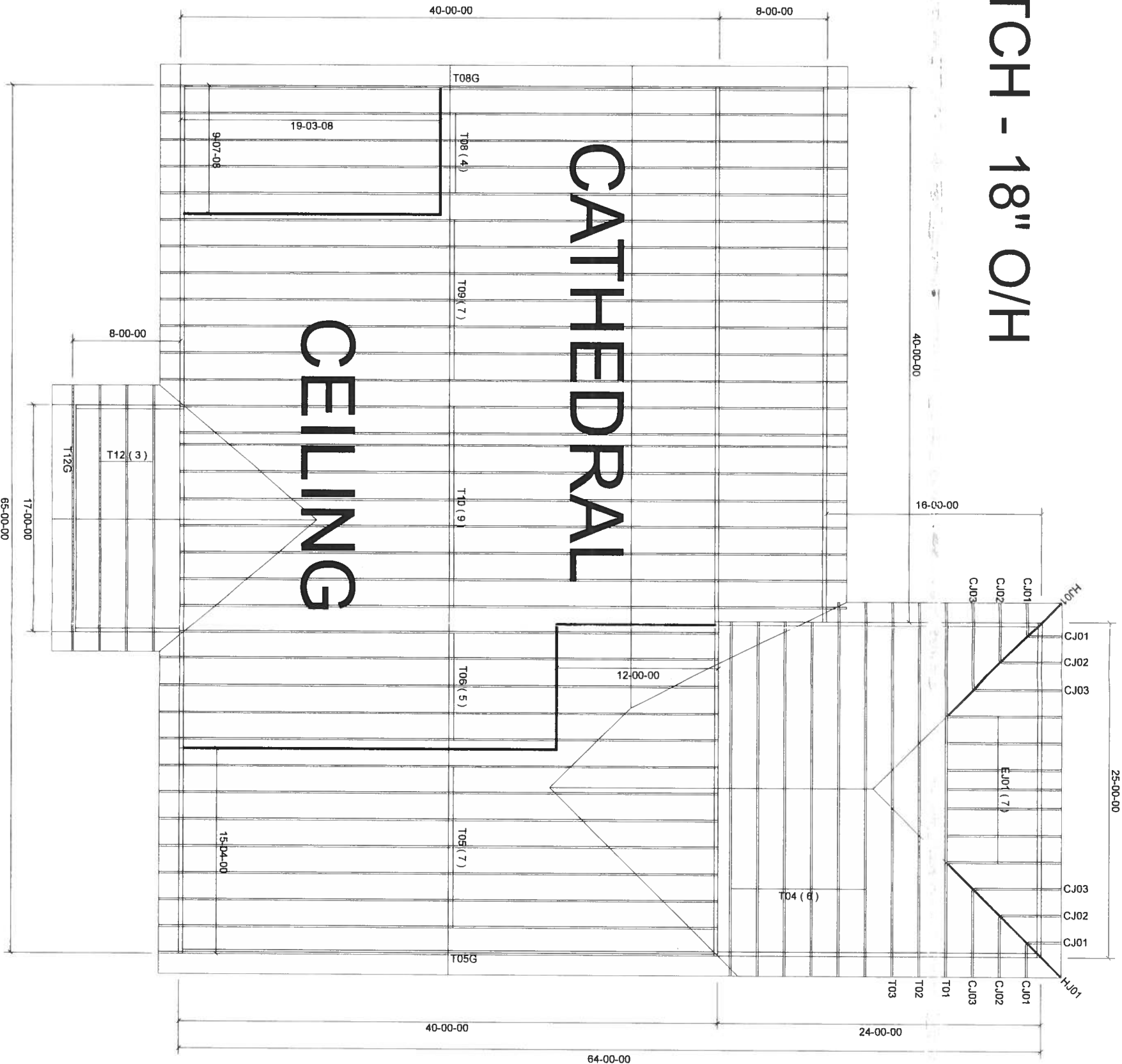







6/12 PITCH - 18" O/H



DROP FRAME CEILINGS
AS NEEDED IN FIELD

BEARING HEIGHT SCHEDULE

	8' 1-11/8"
	9' 1-11/8"
	10' 1-11/8"
	11' 1-11/8"
	12' 1-11/8"

NOTES:

- 1) REFER TO HB 91 (RECOMMENDATIONS FOR HANDLING INSTALLATION AND TEMPORARY BRACING) REFER TO ENGINEERED DRAINAGES FOR PERMANENT BRACING REQUIRED
- 2) ALL TRUSSES INCLUDING TRUSSES UNDER VALLEY FRAMING MUST BE COMPLETELY DECKED OR REFER TO DETAIL V05 FOR ALTERNATE BRACING REQUIREMENTS
- 3) ALL VALLEYS ARE TO BE CONVENTIONALLY FRAMED BY BUILDER
- 4) ALL TRUSSES ARE DESIGNED FOR 2 o.c. MAXIMUM SPACING, UNLESS OTHERWISE NOTED
- 5) ALL WALLS SHOWN ON PLACEMENT PLAN ARE CONSIDERED TO BE LOAD BEARING, UNLESS OTHERWISE NOTED
- 6) SVA2 TRUSSES MUST BE INSTALLED WITH THE TOP BEING UP
- 7) BEARING ADJUSTABLE (BDA) TO BE FURNISHED BY BUILDER



Jacksonville
Tampa
PHONE: 904-772-6100 FAX: 904-772-7473

PHONE: 813-621-9031 FAX: 813-628-6956

Lake City
PHONE: 386-755-6044 FAX: 386-755-7473

BUILDERS
JOHN NORRIS CONST.

LOCAL OFFICES
HARRISON RES.

DATE	FROM	BY
7-26-19	KLH	2033215

FL Approval Codes - Mitek Plates #'s 2197.2 - 2197.4, Versa-Lam #1644-R4 & BCI Joists #1392-R4