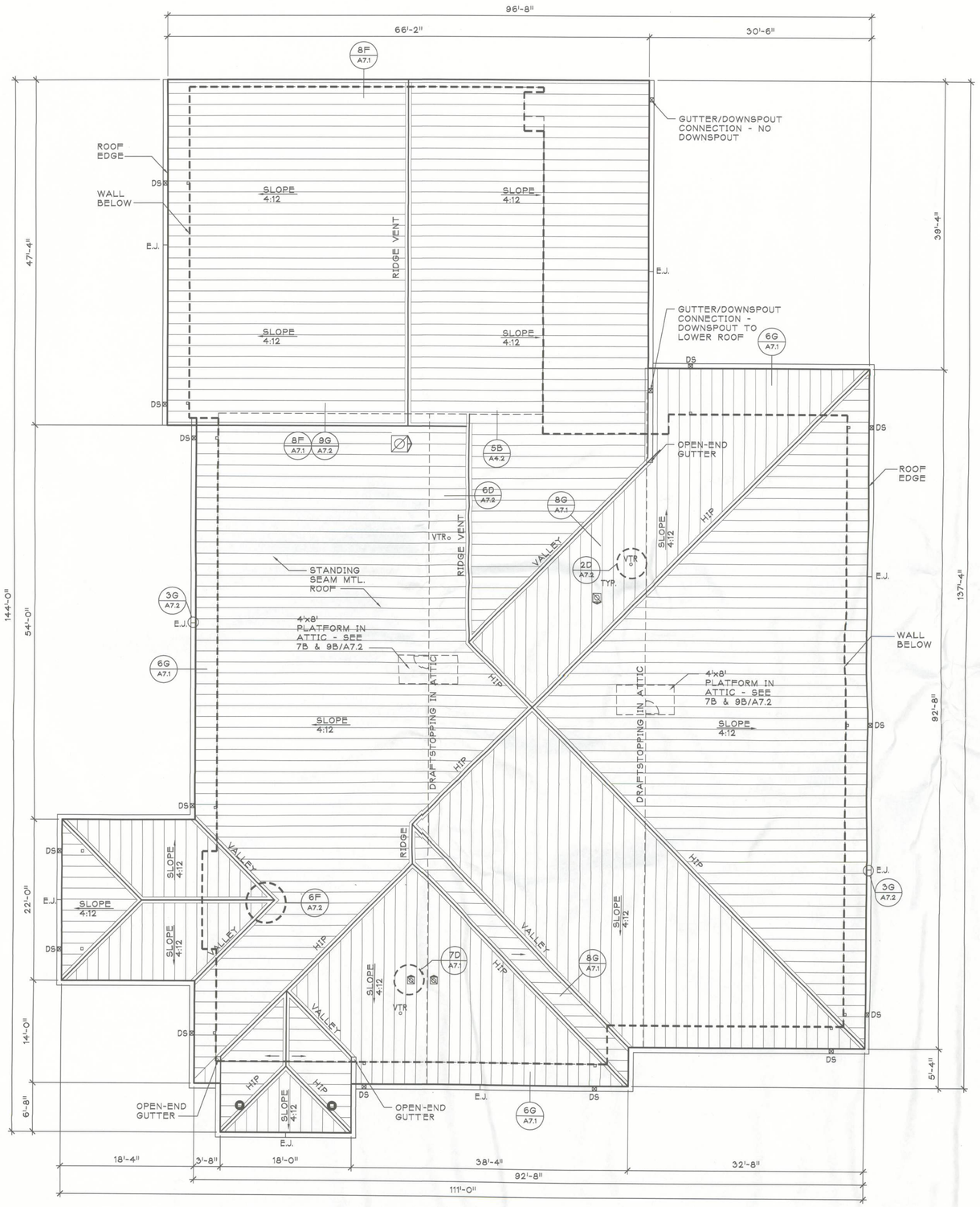

ROOF PLAN

3G A7.1 SCALE: 1/8" = 1'-0"

ROOF PLAN LEGEND:

	EXHAUST FAN OR OTHER VENTILATING DEVICE W/ CURB, CRICKET & FLASHING OR DECK MOUNTED AS REQ'D. BY MECH.
VTR	PLUMBING VENT THRU ROOF
1	SEE ROOFING NOTES
DS	DOWNSPOUT

GENERAL ROOFING NOTES:

A. FIELD VERIFY ALL DIMENSIONS PRIOR TO FABRICATION AND INSTALLATION. DIMENSIONS SHOWN ARE PARALLEL TO THE GROUND.

B. ALL DETAILS ARE TYPICAL UNLESS OTHERWISE NOTED.

C. LOCATE DOWN SPOUTS AS SHOWN ON PLANS & ELEVATIONS.

D. PROVIDE CRICKETS ON THE HIGH SIDE OF ALL CURBS.

E. PROTECT EXPOSED MATERIALS AND STRUCTURE DURING CONSTRUCTION.

F. COORDINATE EXACT SIZE, QUANTITIES AND LOCATIONS OF MECHANICAL OPENINGS WITH MECH. DWGS AND EQUIPMENT SUPPLIER PRIOR TO FABRICATION. VERIFY QUANTITY, SIZE AND LOCATIONS OF VTR'S WITH PLUMBING DRAWINGS.

G. DRAFT STOPPING NOT THE EXCEED AN ENCLOSED AREA OF 3,000 SQ. FT. VERIFY EXACT LOCATION IN THE FIELD WITH ROOF TRUSSES.

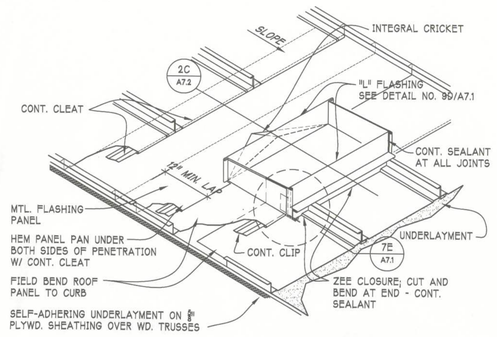

ISOMETRIC VIEW OF CURB (TYP.)

SCALE: N.T.S. 7D A7.1

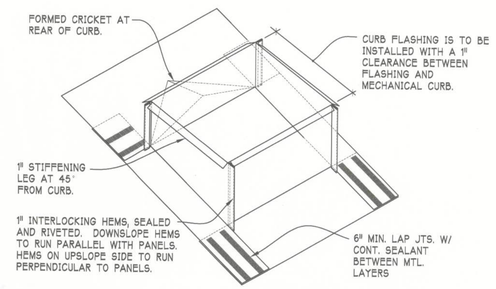

ISOMETRIC VIEW "L" FLASHING AT CURB

SCALE: N.T.S. 9D A7.1

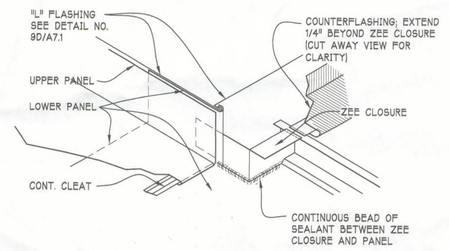

ISOMETRIC VIEW OF CURB (TYP.)

SCALE: N.T.S. 7E A7.1

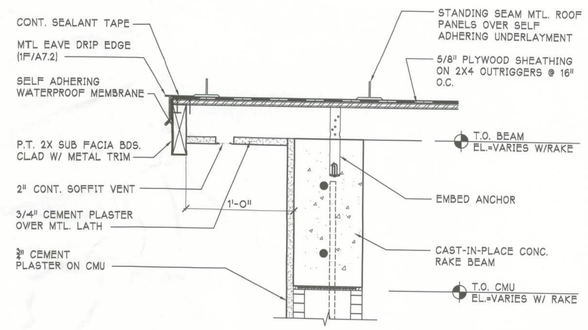

RAKE DETAIL

8F A7.1 SCALE: 1 1/2"=1'-0"

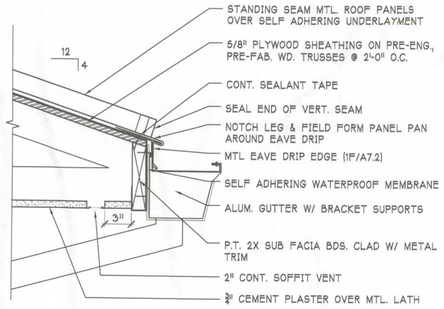

EAVE DETAIL

6G A7.1 SCALE: 1 1/2"=1'-0"

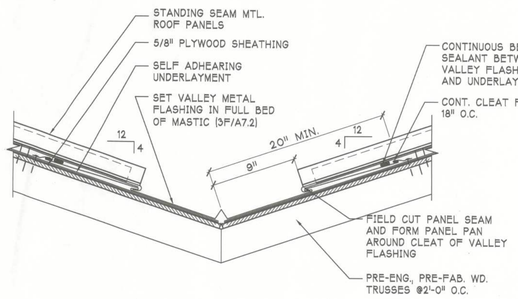

VALLEY DETAIL

8G A7.1 SCALE: 1 1/2"=1'-0"

Bid Documents

Brame Architects

606 N.E. First Street
Gainesville, Florida 32601
352 / 372-0425
FAX 352 / 372-0427

Clay Electric Cooperative, Inc.
A Touchstone Energy Cooperative

NEW DISTRICT OFFICE
1659 SW State Road 47 Lake City, Florida

SEAL

WILLIAM W. BRAME
REGISTRATION # AR-0007024
CORP. LIC. NO. AA C000071

ROOF PLAN AND ROOF DETAILS

DRAWN	GBV
CHECKED	BB
DATE	02/07/2012
CAD	3702060/CD
REVISIONS	
FILE NO.	3702.060
SHEET	A7.1