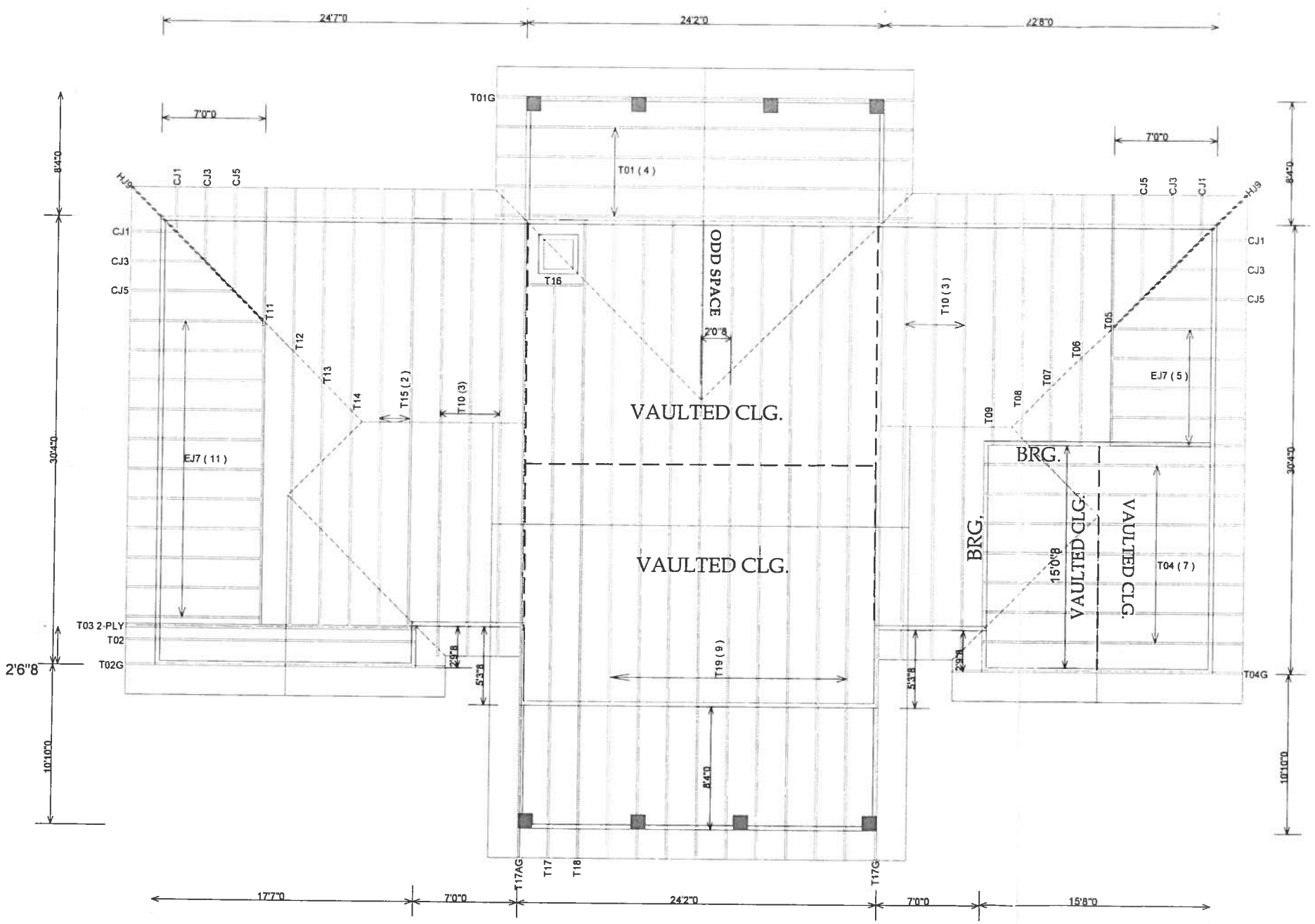

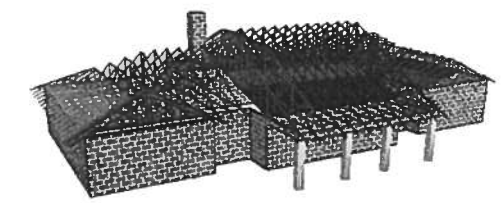

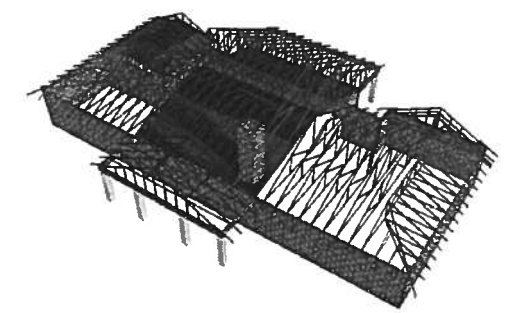

APPROVED TRUSS ANCHOR BY BUILDER
PLUMB CUT OVERHANG
HEEL HEIGHT = HEEL
BOTTOM = BOT
TOP = TOP

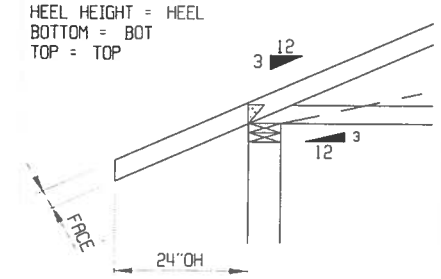

TRUSS END DETAIL

HANGER SCHEDULE

(9) HTU26

BEARING HEIGHT SCHEDULE

8'-0"

OVERHANG

2'-0"

ROOF PITCH(S)

6/12

NOTES:

1) REFER TO HIB 91 (RECOMMENDATIONS FOR HANDLING INSTALLATION AND TEMPORARY BRACING) REFER TO ENGINEERED DRAWINGS FOR PERMANENT BRACING REQUIRED

2) ALL TRUSSES (INCLUDING TRUSSES UNDER VALLEY FRAMING) MUST BE COMPLETELY DECKED OR REFER TO DETAIL V105 FOR ALTERNATE BRACING REQUIREMENTS

3) ALL VALLEYS ARE TO BE CONVENTIONALLY FRAMED BY BUILDER

4) ALL TRUSSES ARE DESIGNED FOR 2' o.c. MAXIMUM SPACING, UNLESS OTHERWISE NOTED

5) ALL WALLS SHOWN ON PLACEMENT PLAN ARE CONSIDERED TO BE LOAD BEARING, UNLESS OTHERWISE NOTED

6) SY42 TRUSSES MUST BE INSTALLED WITH THE TOP BEING UP

7) ALL ROOF TRUSS HANGERS TO BE SIMPSON HU526 UNLESS OTHERWISE NOTED. ALL FLOOR TRUSS HANGERS TO BE SIMPSON THA422 UNLESS OTHERWISE NOTED

8) BEAM/HEADER/LINTEL (HDR) TO BE FURNISHED BY BUILDER

SHOP DRAWING APPROVAL

THIS LAYOUT IS THE SOLE SOURCE FOR FABRICATION OF TRUSSES AND VOIDS ALL PREVIOUS ARCHITECTURAL OR OTHER TRUSS LAYOUTS. REVIEW AND APPROVAL OF THIS LAYOUT MUST BE RECEIVED BEFORE ANY TRUSSES WILL BE BUILT. VERIFY ALL CONDITIONS TO INSURE AGAINST CHANGES THAT WILL RESULT IN EXTRA CHARGES TO YOU.

Requested Delivery Date _____

Approved by: _____ Date: _____

Builders FirstSource

Bunnell
PHONE 904-437-3349 FAX 904-437-3994

Jacksonville
PHONE 904-772-6100 FAX 904-772-1973

Lake City
PHONE 904-755-6894 FAX 904-755-7973

Sanford
PHONE 407-322-0059 FAX 407-322-5553

BUILDER: WOODMAN PARK BLDRS. INC.		
LEGAL ADDRESS: COLUMBIA, FL		
MODEL: CUSTOM		REVISION: SCALE: NTS
DATE: 01/20/06	DRAWN BY: AM	JOB #: L146493