

- 1) POOL CLEARANCES TO BUILDINGS AND PROPERTY LINES SHALL BE IN ACCORDANCE WITH LOCAL AND STATE REQUIREMENTS.
- 2) THIS PLAN DOES NOT INCLUDE POOL LOCATION ON PROPERTY, GRADING, FENCING, WALLS OR OTHER SITE INFORMATION.
- 3) ALL CONSTRUCTION SHALL BE DONE IN ACCORDANCE WITH ALL LOCAL AND STATE REGULATIONS.
- 4) CONTRACTOR SHALL VERIFY BURIED UTILITIES WITHIN SURROUNDS OF INSTALLATION AREA.
- 5) CONTRACTOR TO INSTALL PER MANUFACTURER SPECIFICATIONS.
- 6) PLANS ARE GOOD UNTIL CODE CHANGES.

POOL COMPLIES TO ANSI/APSP/ICC-5 2011 - TYPE 0- NON DIVING

COMPLIES TO NSPI-4/NSPI-5  
ADDITIONAL NOTE

IF POOL IS FURNISHED WITH DRAINS OR SUBMERGED SUCTION OUTLETS, THAN COMPLIANCE TO THE VIRGINIA GRAEME BAKER POOL AND SAFETY ACT IS REQUIRED:  
DRAIN COVERS ASME A112.19.8 2007 AT 3'-0" MIN APART AND ENTRAPMENT AVOIDANCE MUST BE INSTALLED PER R 4501.6.6.

## CODE COMPLIANCE

FLORIDA

FLORIDA BUILDING CODE 8<sup>th</sup> Edition (2023)  
Based on International Building Code 2021

- Based on INTERNATIONAL BUILDING CODE - 2021

INTERNATIONAL BUILDING CODE - 2021  
INTERNATIONAL SWIMMING POOL & SPA CODE - 2021

A. ELECTRICAL & PLUMBING

THE CONSTRUCTION AND INSTALLATION OF ELECTRIC WIRING, GROUNDING AND BONDING, AND EQUIPMENT ARE SUBJECT TO THE STATE CODE AND TO THE CURRENT ADOPTED NATIONAL ELECTRIC CODE REQUIREMENTS.


ALL PLUMBING MUST COMPLY WITH THE CURRENT ADOPTED STATE CODE.

James A. Marx, Jr.  
FL Professional Engineer Lic 45024

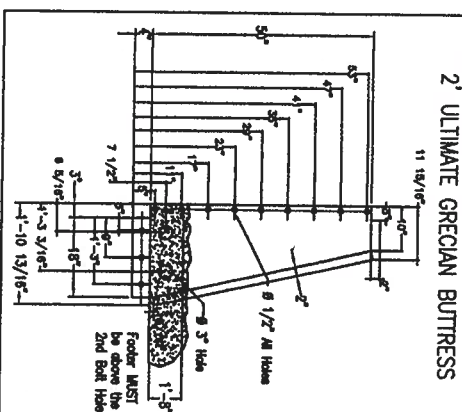
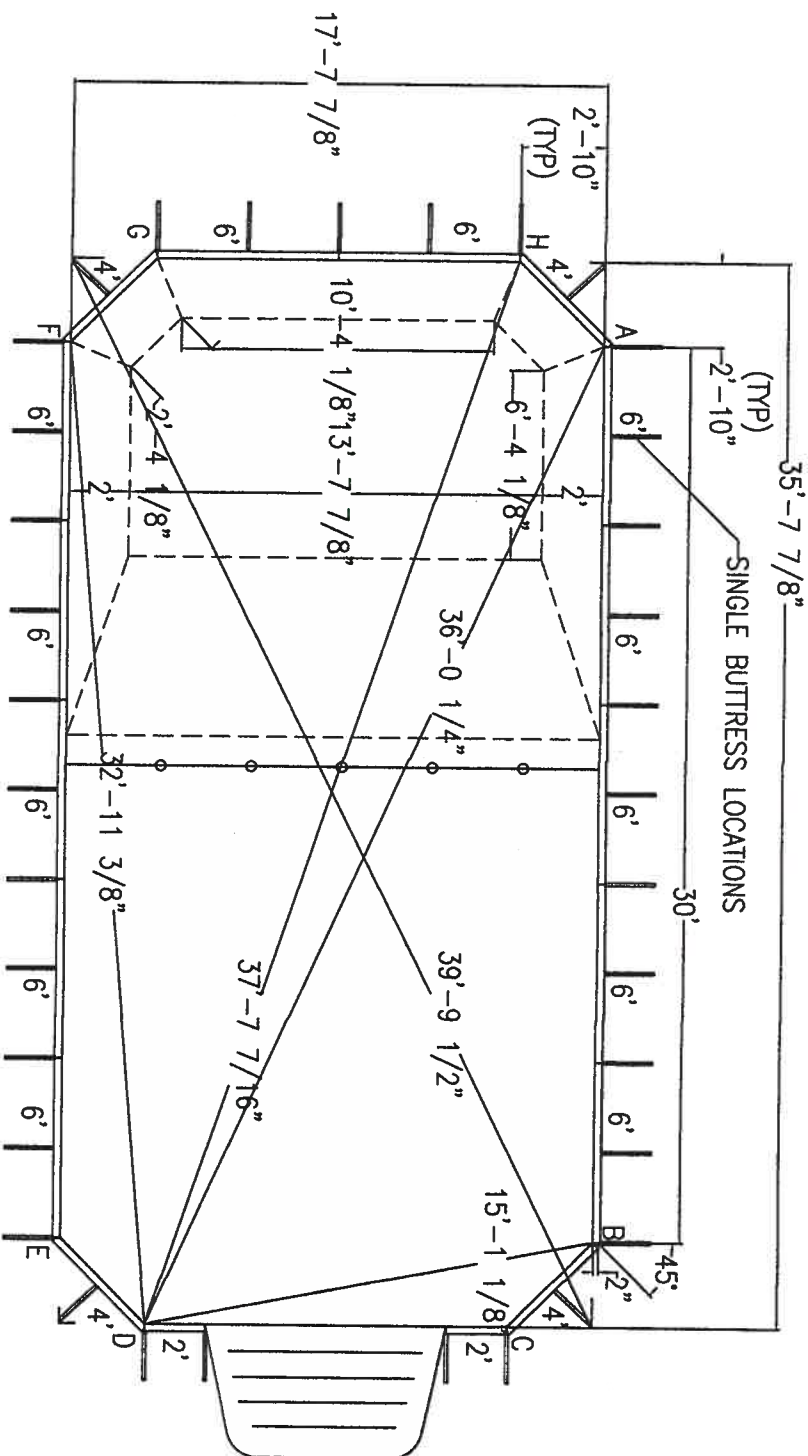
**- DocuSigned by:**

James Marx

-4AC0DBCCEBB0C472...



TRUE PERIMETER - 100'-0"  
SOFT SWIM AREA - 614  
APPROX GALLONS - 22,900



## 8' ULTIMATE STAIR

## NOTES:

1. ALL PANELS ARE 4 GAUGE, POWDER-COATED STEEL.
2. POOL WALLS SHOULD ALWAYS BE INSTALLED ON VIRGIN SOIL OR COMPACTED BASE MATERIAL.
3. BUTTRESSES ARE LOCATED AT EACH JOINT ALONG EACH SIDE WALL.
4. NO DIVING BOARD ALLOWED! NOT SAFE FOR DIVING!
5. IF USING BENDABLE BULBROSE COPING ADD 3-1/8" TO DIG DEPTH. BEAD TO FINISH WILL STAY THE SAME.
6. INSTALLATION TO BE IN ACCORDANCE WITH FOX POOL RECOMMENDATIONS

**©ALL RIGHTS RESERVED**

**DRAWING MUST BE APPROVED  
AND SIGNED BEFORE ORDER  
WILL BE PLACED FOR ALL  
SPECIAL ORDERS.**

DEALER \_\_\_\_\_

## LINER CHOICE

DATE \_\_\_\_\_

**CUSTOMER** \_\_\_\_\_

FOX POOL

TIME 1836 ULT. GRECIAN 6'  
w/8' STAIR

DATE	6/15/22	TYPE	0
------	---------	------	---

DWG. NO.	09-32345	SCALE	NONE
----------	----------	-------	------

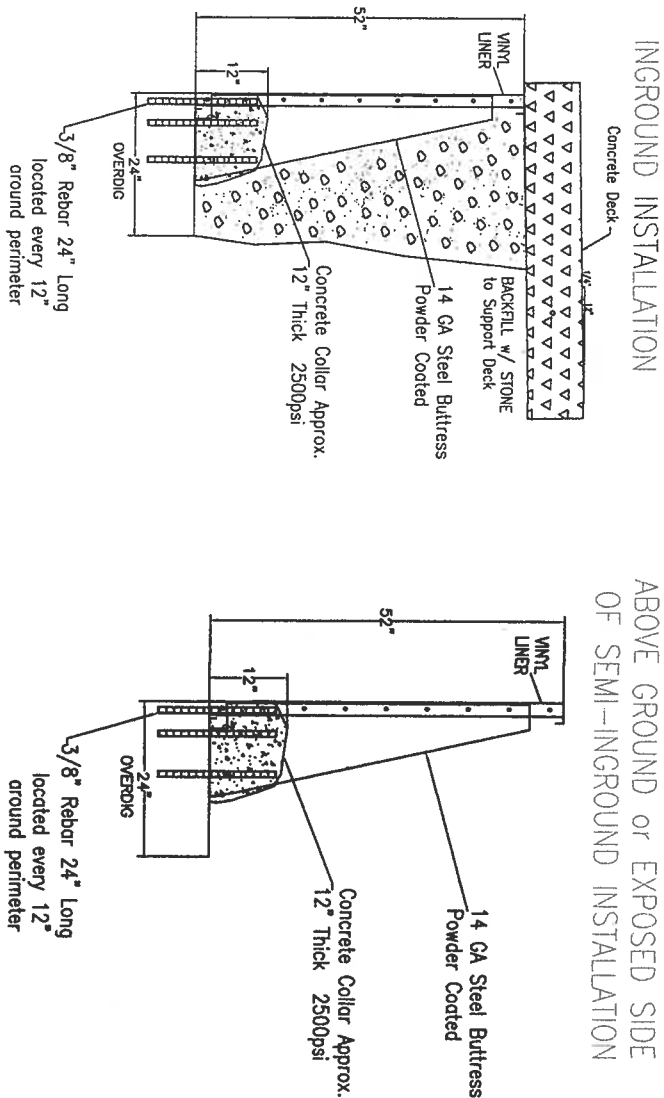
DRAM.  
BY  
**S. SHOCKNEY**

Purchaser:

FLORIDA LEISURE POOL & SPA  
3499 NW 97<sup>th</sup> BLVD., STE 7  
GAINESVILLE, FL 32606

OVAL and GRECIAN WALL CROSS SECTION DETAIL

BUTTRESS DETAIL



NOTES:

1. Pool Walls should always be installed on virgin soil or compacted base material.
2. Buttresses are located at each joint along each side wall.
3. ALL PANELS are 14 gauge, Powder-Coated Steel
4. Concrete Collar Approx. 12" Thick x 12" Wide 2500psi
5. Secure the panels by using the 5/8" nuts and bolts that were supplied with this package along with two of the nine hole "strap washers". These strap washers should be placed on the outside of each panel joint assembly.
6. Pool designs are available with stairs in Shallow end ONLY.
7. Rounds are engineered to be installed above ground, semi-inground or inground.
8. Ovals & Grecians are engineered to be installed semi-inground or inground.

© ALL RIGHTS RESERVED

FOX POOL			
TITLE			
ULTIMATE SPECIFICATIONS			
DATE	05/16/2019	TYPE	NONE
DWG. NO.	XX-XXXXX	SCALE	NONE
DRW. BY	J.LANDES		


INSTALLATION TO BE IN ACCORDANCE WITH FOX POOL RECOMMENDATIONS

"This document has been digitally signed and sealed. Printed copies are not Considered signed and sealed. The signature must be verified on any electronic copies of this document"

DocuSigned by:

James Marx

4AC0DBCEBB0C472...



James A. Marx, Jr.  
FL Professional Engineer Lic 45024