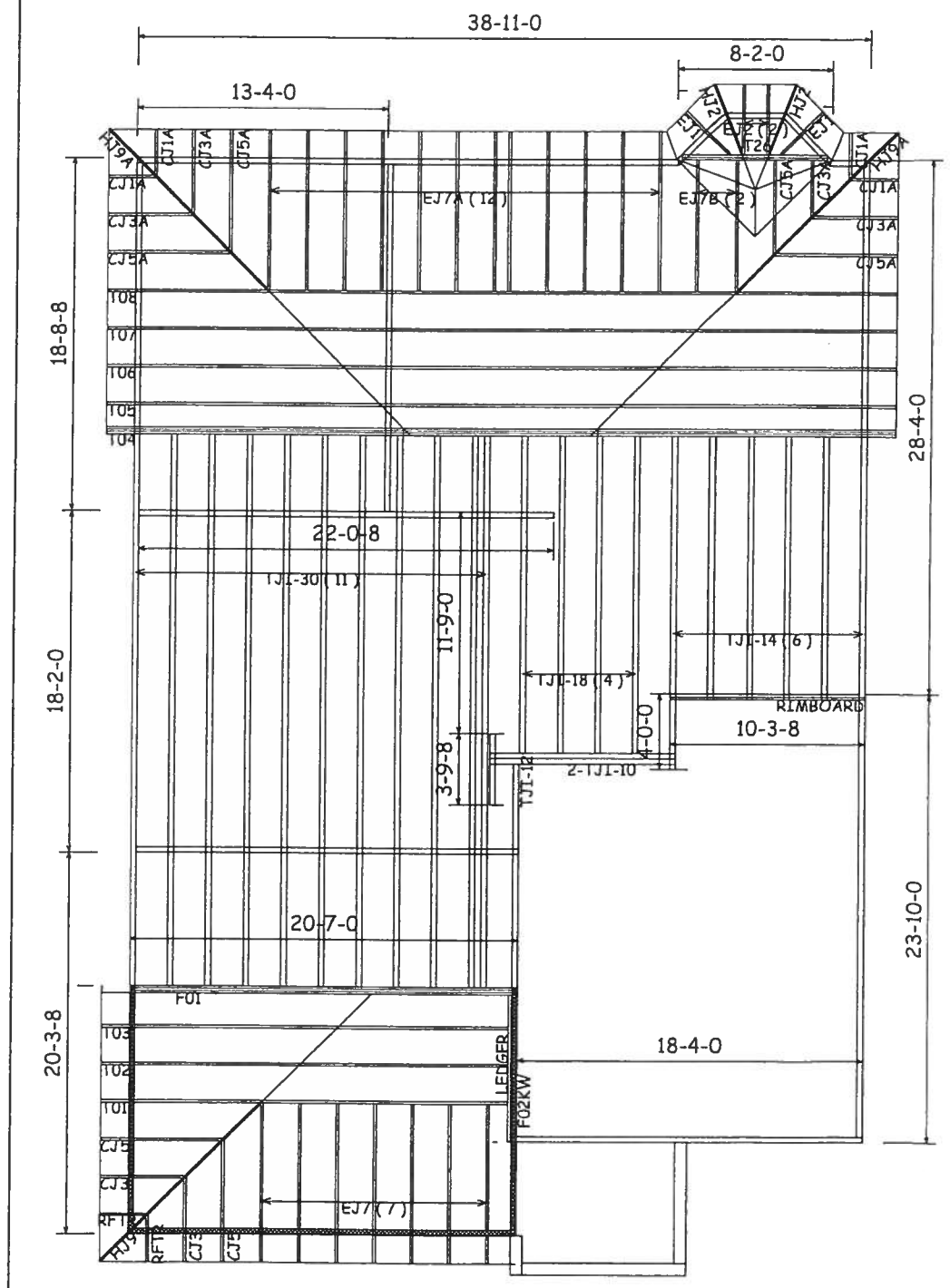

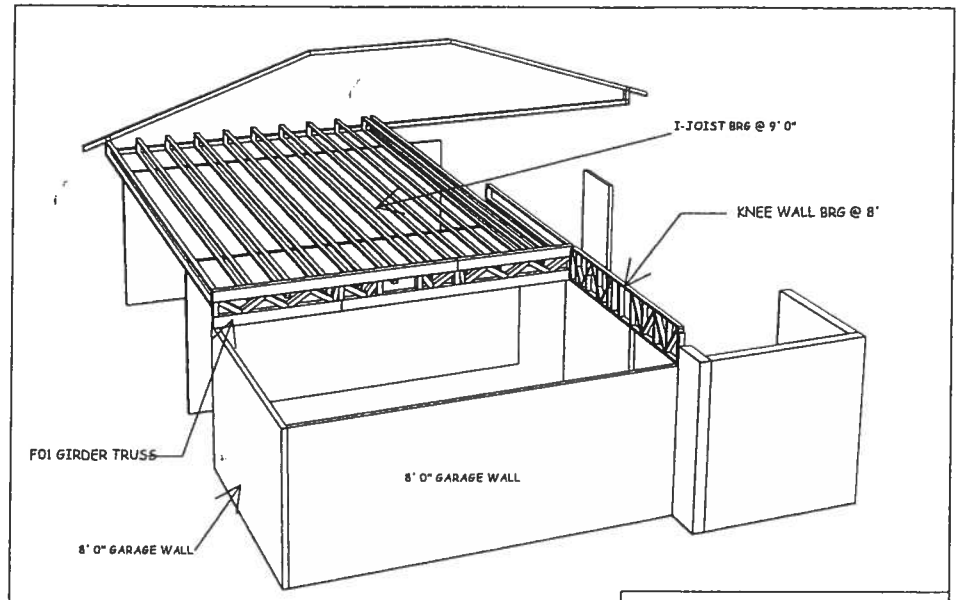

3-D SECTION @ GARAGE

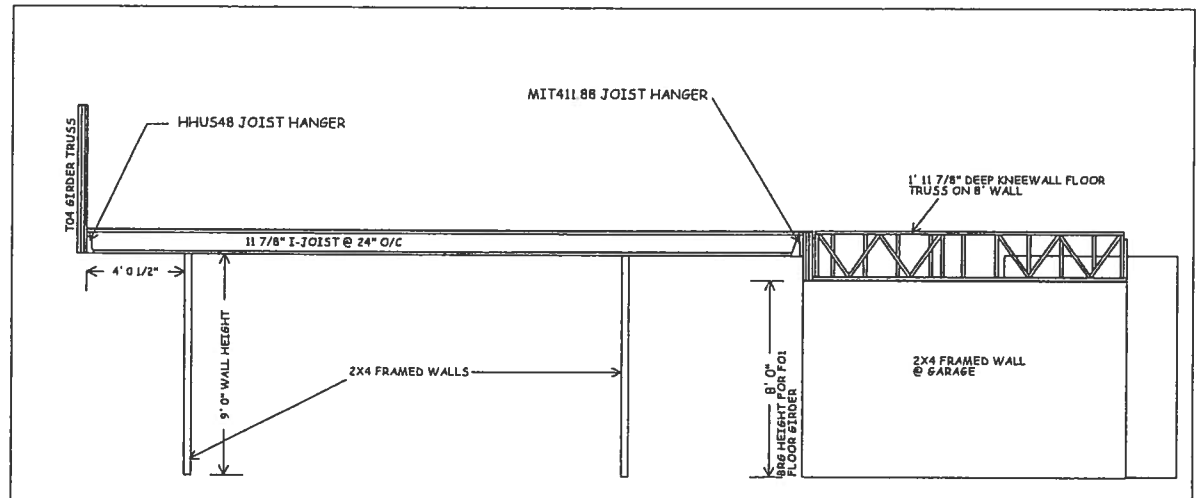

SECTION @ GARAGE/MASTER

TRUSS INFORMATION:

FLOOR DEPTH: 11 7/8" (I-JOIST)
FLOOR SPACING: 24" O/C

HANGER LIST:
19 - HHUS48 (CONNECTS I-JOIST TO T04)
10 - MIT311.88 (CONNECTS TJI-30 TO F01)
4 - IUS3.56/11.88 (CONNECTS TJI-18 TO 2-TJI-10)

NOTE: ADDL' BEARING WALLS NEEDED

BEARING HEIGHT SCHEDULE

	9' 0" 1ST FLOOR WALL HEIGHT
	8' 0" 1ST FLOOR WALL HEIGHT @ GARAGE

NOTES:

1) REFER TO HO 91 (RECOMMENDATIONS FOR HANDLING INSTALLATION AND TEMPORARY BRACING.) REFER TO ENGINEERED DRAWINGS FOR PERMANENT BRACING REQUIRED.
2) ALL TRUSSES (INCLUDING TRUSSES UNDER VALLEY FRAMING) MUST BE COMPLETELY DECKED OR REFER TO DETAIL V103 FOR ALTERNATE BRACING REQUIREMENTS
3) ALL VALLEYS ARE TO BE CONVENTIONALLY FRAMED BY BUILDER.
4) ALL TRUSSES ARE DESIGNED FOR 2' o.c. MAXIMUM SPACING, UNLESS OTHERWISE NOTED.
5) ALL WALLS SHOWN ON PLACEMENT PLAN ARE CONSIDERED TO BE LOAD BEARING, UNLESS OTHERWISE NOTED.
6) ST42 TRUSSES MUST BE INSTALLED WITH THE TOP BEING UP.
7) ALL ROOF TRUSS HANGERS TO BE SIMPSON HTU26 UNLESS OTHERWISE NOTED. ALL FLOOR TRUSS HANGERS TO BE SIMPSON THA422 UNLESS OTHERWISE NOTED.
8) BEAM/HEADER/LINTEL (MOR) TO BE FURNISHED BY BUILDER.

SHOP DRAWING APPROVAL

THIS LAYOUT IS THE SOLE SOURCE FOR FABRICATION OF TRUSSES AND VOIDS ALL PREVIOUS ARCHITECTURAL OR OTHER TRUSS LAYOUTS. REVIEW AND APPROVAL OF THIS LAYOUT MUST BE RECEIVED BEFORE ANY TRUSSES WILL BE BUILT. VERIFY ALL CONDITIONS TO INSURE AGAINST CHANGES THAT WILL RESULT IN EXTRA CHARGES TO YOU.

Requested Delivery Date _____

Approved By: _____ Date: _____

Builders FirstSource
Dunnell
PHONE: 904-437-3349 FAX: 904-437-3994
Jacksonville
PHONE: 904-772-6100 FAX: 904-772-1973
Lake City
PHONE: 904-755-6894 FAX: 904-755-7973
Sanford
PHONE: 407-322-0059 FAX: 407-322-5593

BUILDER: LIPSCOMB EAGLE		
LEGAL DEFFERN: COLUMBIA CTY., FL		
MODEL: PRESERVE @ LAUREL LAKE LOT #112		ELEVATION: SCALE: NTS
DATE: 4/17/07	DRAWN BY: JP	JOB #: L235554F