

SYSTEM INFORMATION	
MODULE	HANWHA Q.PEAK DUO BLK ML-G10+ 400
INVERTER	ENPHASE IQ8PLUS-72-2-US
RACKING	SUNMODO EZ GRIP W/ UNIRAC NXT HORIZON 2-RAIL
SYSTEM SIZE (DC)	6 KW
LOCATION	30.0871580,-82.6490190

CLIMATIC & GEOGRAPHIC DESIGN CRITERIA TABLE R301.2(1)	
SPEED (MPH)	120
TOPOGRAPHIC EFFECTS	B
SPECIAL WIND REGION	NO
WIND BORNE DEBRIS ZONE	2
SEISMIC DESIGN CATEGORY	C
CLIMATE ZONE	2A
WIND EXPOSURE CATETORY	B

PLAN KEY	
PV-1	COVER PAGE
PV-1.1	ATTACHMENT DETAIL
PV-1.1(2)	ATTACHMENT DETAIL CONT
PV-2	ROOF LAYOUT
PV-3	ELECTRICAL
PV-3.1	ELECTRICAL CONT.
PV-3.2	EQUIPMENT LABELS

GENERAL NOTES:

THIS PV SYSTEM HAS BEEN DESIGNED TO MEET THE MINIMUM DESIGN STANDARDS FOR BUILDING AND OTHER STRUCTURES OF THE ASCE 7-16, 7TH EDITION 2020 FLORIDA RESIDENTIAL CODE, 7TH EDITION 2020 FLORIDA BUILDING CODE, 7TH EDITION 2020 FLORIDA FIRE PREVENTION CODE, NEC 2017 AND ALL LOCAL CODES & ORDINANCES.

ROOF SHALL HAVE NO MORE THAN TWO LAYERS OF COVERING IN ADDITION TO THE SOLAR EQUIPMENT.

INSTALLATION OF SOLAR EQUIPMENT SHALL BE FLUSH MOUNTED, PARALLEL TO AND NO MORE THAN 6-INCHES ABOVE THE SURFACE OF THE ROOF.

ANY PLUMBING VENTS ARE NOT TO BE CUT OR COVERED FOR SOLAR EQUIPMENT INSTALLATION. ANY RELOCATION OR MODIFICATION OF THE VENT REQUIRES A PLUMBING PERMIT AND INSPECTION.

ALL DESIGN, CALCULATIONS ARE PERFORMED BY DANIEL DUNZIK REGISTERED ARCHITECT. FLORIDA STATE STATUTE 471.003(3) PROVIDES THAT LICENSED ARCHITECTS ARE EXEMPTED FROM THE PROVISIONS OF CHAPTER 471 ENGINEERING AND NOT PRECLUDED FROM PERFORMING ENGINEERING SERVICES FOR INTEGRATED SYSTEMS AND SERVICES THAT ARE INCIDENTAL TO BUILDINGS AND STRUCTURES.

INVERTER PLACEMENT:

SYSTEM UTILIZES "ENPHASE" MICRO-INVERTERS WITH RAPID SHUTDOWN CONTROL LOCATED ON THE BACK SIDE OF EACH MODULE.

STRUCTURAL STATEMENT:

THE EXISTING STRUCTURE IS ADEQUATE TO SUPPORT THE NEW LOADS IMPOSED BY THE PHOTOVOLTAIC MODULE SYSTEM INCLUDING UPLIFT & SHEAR.EXISTING RAFTER SIZES & DIMENSIONS CONFORM TO 7TH EDITION 2020 FLORIDA RESIDENTIAL CODE

MOUNTING BRACKETS AND HARDWARE MEET OR EXCEED FLORIDA CODE REQUIREMENTS FOR THE DESIGN CRITERIA OF THE TOWN.

FSEC CERTIFICATION STATEMENT:


PER FL. STATUE 377.705 , I, MINA A. MAKAR PE# 86753, CERTIFICATE OF AUTHORIZATION #33404, AN ENGINEER LICENSED PURSUANT TO CHAPTER 471,CERTIFY THAT THE PV ELECTRICAL SYSTEM AND ELECTRICAL COMPONENTS ARE DESIGNED AND APPROVED USING THE STANDARDS CONTAINED IN THE MOST RECENT VERSION OF THE FLORIDA BUILDING CODE. FBC 2020

FBC, RESIDENTIAL 2020

TABLE R301.2.1.3 WIND SPEED CONVERSIONS ^a											
V _{ult}	110	115	120	130	140	150	160	170	180	190	200
V _{asd}	85	89	93	101	108	116	124	132	139	147	155

For SI: 1 mile per hour = 0.447 m/s.

a. Linear interpolation is permitted.


<p>HANWHA Q.PEAK DUO BLK ML-G10+ 400 400 WATT MODULE 74" X 41.1" X 1.26" (SEE DATASHEET)</p>

BILL OF MATERIALS	
MODULES	15
INVERTERS	15
L-FOOT ATTACHMENT W/ RT-MINI	37
171" RAILS	7
SKIRTS	
ENPHASE COMBINER BOX	1
EATON 60A FUSIBLE AC DISCONNECT	1
35A FUSES	2
125A LINE TAPS	2



PRO CUSTOM SOLAR LLC D.B.A. MOMENTUM SOLAR
325 HIGH STREET, METUCHEN, NJ 08840
(732) 902-6224
MOMENTUMSOLAR.COM

PROFESSIONAL ENGINEERING

Digitally signed by Mina A. Makar, PE 86753, COA # 33404 on the Date and Time Stamp shown. Reason: Digitally signed by Mina A. Makar. Reason: This item has been electronically signed and sealed by [Mina A. Makar, PE 86753, COA # 33404] on the Date and Time Stamp shown. Reason: Digitally signed by Mina A. Makar. Reason: This item has been electronically signed and sealed by [Mina A. Makar, PE 86753, COA # 33404] on the Date and Time Stamp shown. Reason: Digitally signed by Mina A. Makar. Reason: This item has been electronically signed and sealed by [Mina A. Makar, PE 86753, COA # 33404] on the Date and Time Stamp shown.

Printed copies of this document are not considered signed and sealed and the signature must be verified on any electronic copies

Date: 2023.07.03 05:07:35 -05:00

SOLAR CONTRACTOR
CAMERON CHRISTENSEN
CERTIFIED SOLAR CONTRACTOR LICENSE NUMBER: CVC57036
MOMENTUM SOLAR
5728 MAJOR BLVD. SUITE 307, ORLANDO FL. 32819

CUSTOMER INFORMATION
BRIDGET VANDERMARK - MS130268
290 SOUTHWEST DYNASTY GLEN
LAKE CITY, FL 32024
3864067044

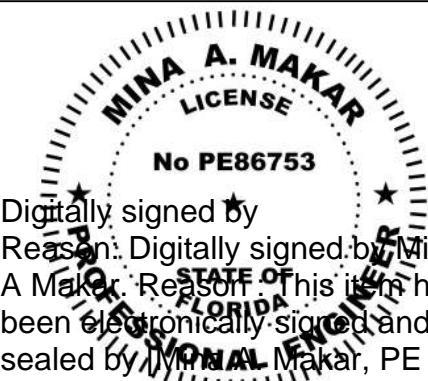
PV SYSTEM INFORMATION
SYSTEM SIZE (DC): 6 KW
15 MODULES: HANWHA Q.PEAK DUO BLK ML-G10+ 400
15 INVERTERS: ENPHASE IQ8PLUS-72-2-US

PROJECT INFORMATION		
INITIAL	DATE: 7/3/2023	DESIGNER: SR
REV:	DATE:	DESIGNER:
REV:	DATE:	DESIGNER:

COVER PAGE

PV-1

PROFESSIONAL ENGINEERING



Digitally signed by Mina A. Makar. Reason: Digitally signed by Mina A. Makar. Reason: This item has been electronically signed and sealed by [Mina A. Makar, PE 86753, COA # 33404] on the Date and Time Stamp shown. Reason: Digitally signed by Mina A. Makar. Reason: This item has been electronically signed and sealed by [Mina A. Makar, PE 86753, COA # 33404] on the Date and Time Stamp shown. Reason: Digitally signed by Mina A. Makar. Reason: This item has been electronically signed and sealed by [Mina A. Makar, PE 86753, COA # 33404] on the Date and Time Stamp shown.

Printed copies of this document are not considered signed and sealed and the signature must be verified on any electronic copies

Date: 2023.07.03 05:07:35 -05:00

SOLAR CONTRACTOR

CAMERON CHRISTENSEN
CERTIFIED SOLAR CONTRACTOR LICENSE NUMBER: CVC57036
MOMENTUM SOLAR
5728 MAJOR BLVD. SUITE 307, ORLANDO FL. 32819

CUSTOMER INFORMATION

BRIDGET VANDERMARK - MS130268
290 SOUTHWEST DYNASTY GLEN
LAKE CITY, FL 32024
3864067044

PV SYSTEM INFORMATION

SYSTEM SIZE (DC): 6 KW
15 MODULES: HANWHA Q.PEAK DUO BLK
ML-G10+ 400
15 INVERTERS: ENPHASE
IQ8PLUS-72-2-US

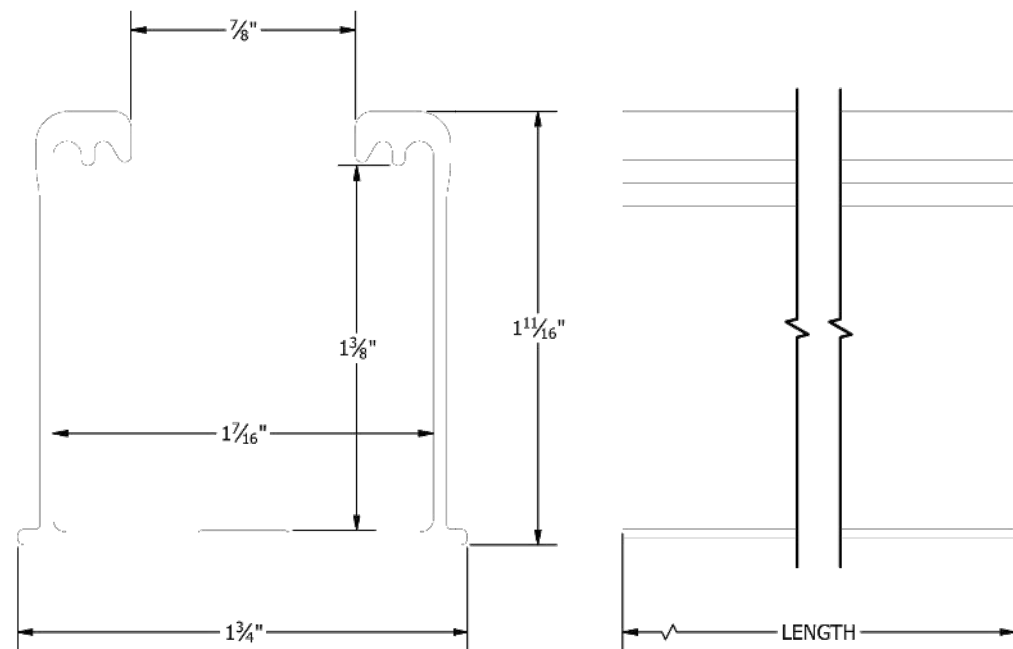
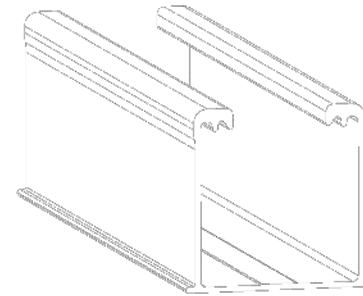
PROJECT INFORMATION

INITIAL	DATE: 7/3/2023	DESIGNER: SR
REV:	DATE:	DESIGNER:
REV:	DATE:	DESIGNER:

ATTACHMENT DETAIL

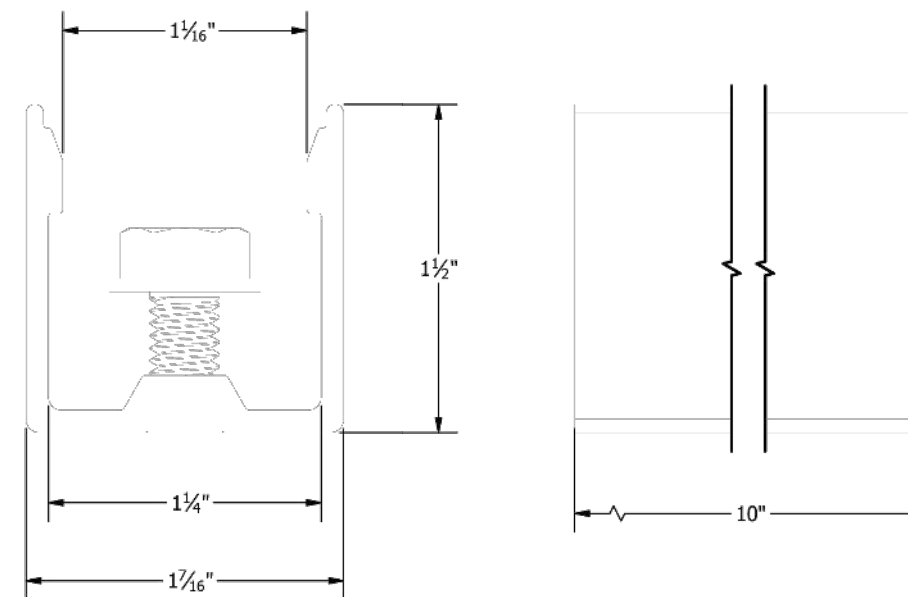
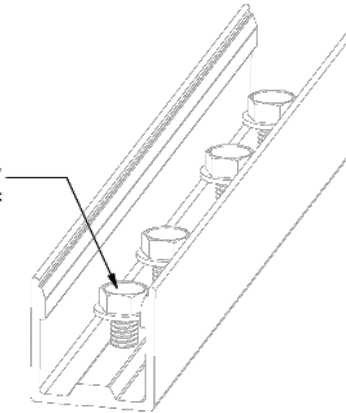
PV-1.1

PART # TABLE		
P/N	DESCRIPTION	LENGTH
084RLM1	NXT HORIZON RAIL 84" MILL	84"
084RLD1	NXT HORIZON RAIL 84" DARK	84"
168RLM1	NXT HORIZON RAIL 168" MILL	168"
168RLD1	NXT HORIZON RAIL 168" DARK	168"
208RLM1	NXT HORIZON RAIL 208" MILL	208"
208RLD1	NXT HORIZON RAIL 208" DARK	208"
246RLM1	NXT HORIZON RAIL 246" MILL	246"
246RLD1	NXT HORIZON RAIL 246" DARK	246"



PART # TABLE		
P/N	DESCRIPTION	LENGTH
RLSPLCM1	NXT HORIZON RAIL SPLICE	10"

4X - 5/16"-18 x 5/8"
HEX FLANGE SCREW - TYPE F



1411 BROADWAY BLVD. NE
ALBUQUERQUE, NM 87102 USA
PHONE: 505.242.6411
WWW.UNIRAC.COM

PRODUCT LINE:	NXT HORIZON
DRAWING TYPE:	PART DETAIL
DESCRIPTION:	RAIL
REVISION DATE:	9/13/2021

DRAWING NOT TO SCALE
ALL DIMENSIONS ARE
NOMINAL

PRODUCT PROTECTED BY
ONE OR MORE US PATENTS

LEGAL NOTICE

NH-P01
SHEET

1411 BROADWAY BLVD. NE
ALBUQUERQUE, NM 87102 USA
PHONE: 505.242.6411
WWW.UNIRAC.COM

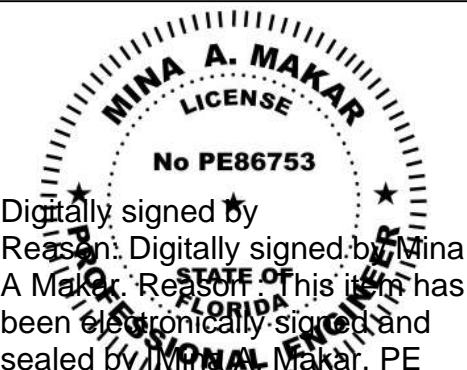
PRODUCT LINE:	NXT HORIZON
DRAWING TYPE:	PART DETAIL
DESCRIPTION:	RAIL SPLICE
REVISION DATE:	9/22/2021

DRAWING NOT TO SCALE
ALL DIMENSIONS ARE
NOMINAL

PRODUCT PROTECTED BY
ONE OR MORE US PATENTS

LEGAL NOTICE

NH-P02
SHEET



Digitally signed by
Reason: Digitally signed by Mina
A Makar. Reason: This item has
been electronically signed and
sealed by [Mina A. Makar, PE
86753, COA # 33404] on the
Date and Time Stamp shown.
Reason: Digitally signed by
Mina A. Makar. Reason: This item
has been electronically signed and
sealed by [Mina A. Makar, PE
86753, COA # 33404] on the
Date and Time Stamp shown.
Reason: Digitally signed by
Mina A. Makar. Reason: This item
has been electronically signed and
sealed by [Mina A. Makar, PE
86753, COA # 33404] on the
Date and Time Stamp shown.

Printed copies of this document are not
considered signed and sealed
and the signature must be
verified on any electronic copies
Printed copies of this document are
not considered signed and sealed
and the signature must be verified
on any electronic copies
Date: 2023.07.03 05:07:35 -05:00

SOLAR CONTRACTOR

CAMERON CHRISTENSEN
CERTIFIED SOLAR CONTRACTOR LICENSE NUMBER: CVC57036
MOMENTUM SOLAR
5728 MAJOR BLVD., SUITE 307, ORLANDO FL. 32819

CUSTOMER INFORMATION

BRIDGET VANDERMARK - MS130268
290 SOUTHWEST DYNASTY GLEN
LAKE CITY, FL 32024
3864067044

PV SYSTEM INFORMATION

SYSTEM SIZE (DC): 6 KW
15 MODULES: HANWHA Q.PEAK DUO BLK
ML-G10+ 400
15 INVERTERS: ENPHASE
IQ8PLUS-72-2-US

PROJECT INFORMATION

INITIAL	DATE: 7/3/2023	DESIGNER: SR
REV:	DATE:	DESIGNER:
REV:	DATE:	DESIGNER:


ATTACHMENT DETAIL

PV-1.1 (2)



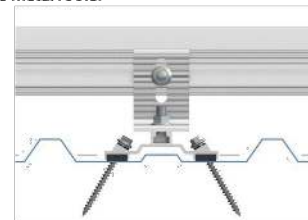
EZ GRIP METAL DECK MOUNT

Make your next metal roof attachment without the daunting task of locating the truss. SunModo's EZ Grip Metal Deck Mount installs into 26 gauge sheet metal, 1/2 plywood or 7/16 OSB roof decking material.



SunModo's EZ Grip Metal Deck Mount installs in just minutes into sheet metal, plywood or OSB roof decking. The four included 1/4 x 3" Hex Washer Head Self-tapping Screws have the length to penetrate through 1-1/2 inches of insulation while still piercing completely through the roof decking. And since the four screws are guided by the aluminum extruded base to penetrate at a 30-degree angle, the Metal Roof Deck Mount Kit offers superior attachment performance. 1/4-20 Self-drilling screws can be used for attachments into 26 gauge minimum thickness metal roofs.

The EZ Grip Metal Deck Mount is designed to fit on the most popular R-Panel and U-Panel trapezoidal types of metal roofs. The aluminum extruded base easily clears roof profiles 7/16" tall by 1-1/2" wide. The EPDM gaskets on the washers and on the aluminum extruded base combine to provide a water tight seal at the roof penetration site.



Features and Benefits

- Attaches into 1/2 plywood or 7/16 OSB roof decking material using four 1/4 x 3" Hex Washer Head Self-tapping Screws
- Attaches into 26 gauge minimum thickness sheet metal using four 1/4 x 2" Hex Washer Head Self-drilling Screws
- Angled penetrations provide superior attachment performance
- A wide variety of L-feet and attachment options are available
- Passed the High-Velocity Hurricane Zone (HVHZ) -TAS 100(a) Wind-Driven Rain Test

SunModo Corp | Vancouver, WA | 360-844-0048
Document Number D10153-V003 | ©2019 - SunModo Corp.

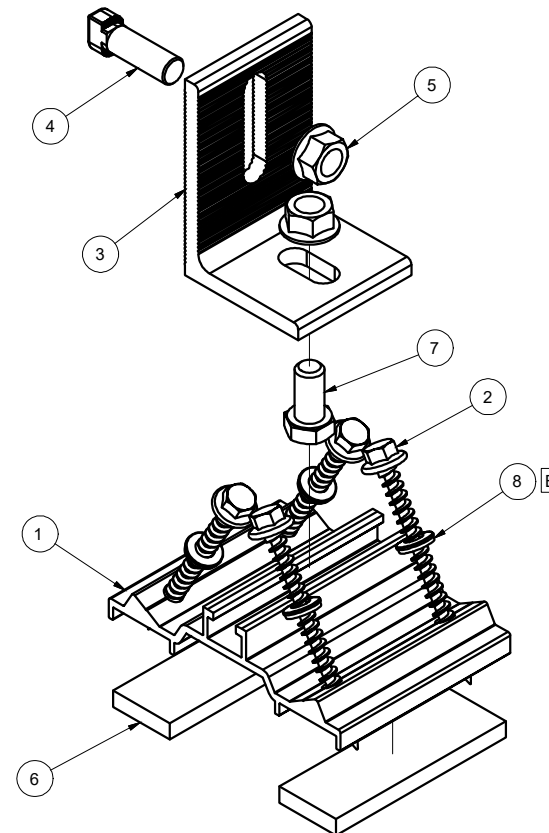
REVISIONS			
REV	DESCRIPTION	BY	DATE
A	INITIAL RELEASE	LWF	10/16/2018
B	ADD B15019-001	LWF	10/24/2018

IN 1/2" PLYWOOD		
LOAD DIRECTION	FOS=2	FOS=3
UPLIFT	345	230
LATERAL.PERP. TO SLOT	140	95
LATERAL.PARALLEL TO SLOT	265	175

IN 7/16" OSB		
LOAD DIRECTION	FOS=2	FOS=3
UPLIFT	190	125
LATERAL.PERP. TO SLOT	125	85
LATERAL.PARALLEL TO SLOT	135	90

NOTES

- Factor of Safety as shown
- Torque at 3/8" T-Bolt = 15ft.lbs (20 N.m)
- All loads in pounds force
- Values valid only for conditions equal or better than test conditions
- Values valid only when product is used in accordance with SunModo installation instruction and other technical documentation
- The kit as shown in the BOM. For alternative configurations, contact SunModo
- 4 1/4" Deck Screws in Min 7/16" OSB



ITEM	PART NUMBER	DESCRIPTION	QTY
B	8	B15019-001 SEALING WASHER .26 ID X .50 X .125	4
	7	B15018-001 HEX CAP SCREW 3/8-16 X 3/4	1
	6	C50001-001 GASKET, EPDM, WITH ADHESIVE	2
	5	B15003-001 FLANGE NUT 3/8-16	2
	4	B20007-002 T-BOLT 3/8-16X1.0", 304 SS	1
	3	A20062-001 L FOOT	1
	2	B15039-001 HEX WASHER HEAD LAG BOLT 1/4X3	4
	1	A50224-001 METAL ROOF DECK MOUNT	1

ITEM	PART NUMBER	DESCRIPTION	QTY
MATERIAL SEE NOTES			
Third Angle Projection:			
GENERAL SPECIFICATIONS All Dimensions in inches (millimeters) Tolerances X.XXX ±0.01 (0.25mm) X.XX ±0.02 (0.50mm) X.X ±0.039 (1.0mm) Unless otherwise spec'd			
Break all sharp edges .010-.020 unless otherwise specified.			
DRAWN BY LWF		DATE 10/16/2018	
CHECKED BY		DRAWING NUMBER B K50532-001 STRUCTURE	
APPROVALS		SCALE: NONE SHEET 1 of 1	

SunModo Corp.

14800 NE 65TH STREET, VANCOUVER WA 98682

METAL ROOF DECK MOUNT KIT

THIS DRAWING IS CONFIDENTIAL PROPERTY OF SUNMODO AND ITS CONTENTS MAY NOT BE DISCLOSED WITHOUT THE PRIOR WRITTEN CONSENT OF SUNMODO CORP.

ATTACHMENT DETAIL FOR CORRUGATED METAL ROOF

SCALE: 1/8" = 1'-0"

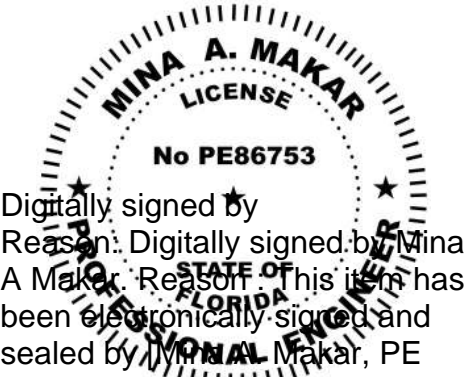


ROOF	PANEL COUNT	TILT	AZIMUTH	SHADING	LANDSCAPE MAX SPAN (ROOF AREA 1/2/3)	PORTRAIT MAX SPAN (ROOF AREA 1/2/3)	LANDSCAPE MAX CANTILEVER	PORTRAIT MAX CANTILEVER
R1	15	17°	178°	83%	48 /32 /32	48 /32 /32	16 /10 /10	16 /10 /10



PRO CUSTOM SOLAR LLC D.B.A. MOMENTUM SOLAR
325 HIGH STREET, METUCHEN, NJ 08840
(732) 902-6224
MOMENTUMSOLAR.COM

PROFESSIONAL ENGINEERING



Digitally signed by Mina A. Makar, PE 86753, COA # 33404 on the Date and Time Stamp shown. Reason: Digitally signed by Mina A. Makar. Reason: This item has been electronically signed and sealed by [Mina A. Makar, PE 86753, COA # 33404] on the Date and Time Stamp shown. Reason: Digitally signed by Mina A. Makar. Reason: This item has been electronically signed and sealed by [Mina A. Makar, PE 86753, COA # 33404] on the Date and Time Stamp shown. Reason: Digitally signed by Mina A. Makar. Reason: This item has been electronically signed and sealed by [Mina A. Makar, PE 86753, COA # 33404] on the Date and Time Stamp shown.

Printed copies of this document are not considered signed and sealed and the signature must be verified on any electronic copies. Printed copies of this document are not considered signed and sealed and the signature must be verified on any electronic copies. Date: 2023.07.03 05:07:35 -05:00

SOLAR CONTRACTOR

CAMERON CHRISTENSEN
CERTIFIED SOLAR CONTRACTOR LICENSE NUMBER: CVC57036
MOMENTUM SOLAR
5728 MAJOR BLVD., SUITE 307, ORLANDO FL. 32819

CUSTOMER INFORMATION

BRIDGET VANDERMARK - MS130268
290 SOUTHWEST DYNASTY GLEN
LAKE CITY, FL 32024
3864067044

PV SYSTEM INFORMATION

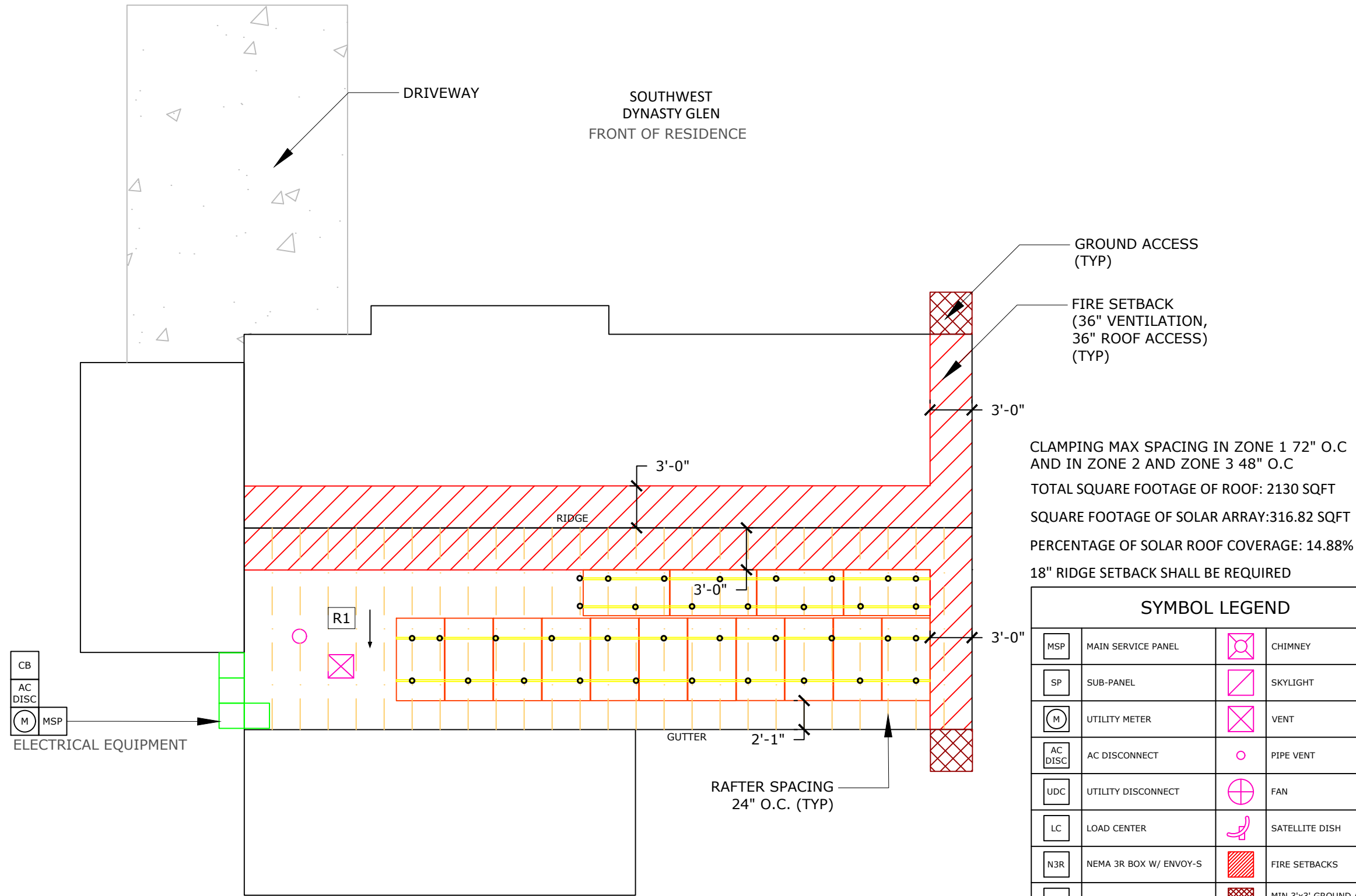
SYSTEM SIZE (DC): 6 KW
15 MODULES: HANWHA Q.PEAK DUO BLK ML-G10+ 400
15 INVERTERS: ENPHASE IQ8PLUS-72-2-US

PROJECT INFORMATION

INITIAL	DATE:	DESIGNER:
	7/3/2023	SR
REV:	DATE:	DESIGNER:
REV:	DATE:	DESIGNER:

ROOF LAYOUT

PV-2



SYMBOL LEGEND			
MSP	MAIN SERVICE PANEL		CHIMNEY
SP	SUB-PANEL		SKYLIGHT
M	UTILITY METER		VENT
AC DISC	AC DISCONNECT		PIPE VENT
UDC	UTILITY DISCONNECT		FAN
LC	LOAD CENTER		SATELLITE DISH
N3R	NEMA 3R BOX W/ ENVOY-S		FIRE SETBACKS
CB	COMBINER BOX		MIN 3'x3' GROUND ACCESS POINT
	MODULE		PITCH DIRECTION
	WIND PRESSURE ZONE LINES. REFER TO PV-2.2 FOR ADDITIONAL INFO		

NOTE:
1. ROOF COVERING MATERIAL IS COMPOSED OF CORRUGATED METAL.
2. REFER TO LAYOUT DETAIL DRAWING PV-3 FOR ALL ROOFTOP DIMENSIONS.

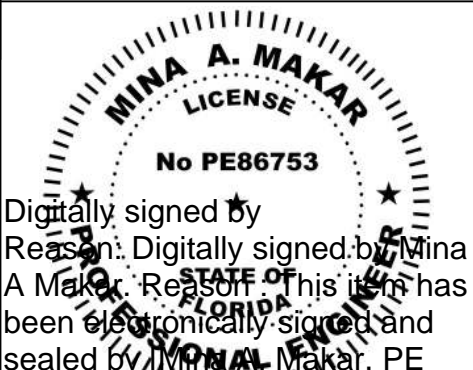
PV MODULE RATINGS		INVERTER RATINGS	
MODULE MAKE	HANWHA	INVERTER MAKE	ENPHASE
MODEL	Q.PEAK DUO BLK ML-G10+ 400	MODEL	IQ8PLUS-72-2-US
MAX POWER	400W	MAX OUTPUT POWER	290W
OPEN CIRCUIT VOLTAGE	45.3V	OPEN DC VOLTAGE	60V
MPP VOLTAGE	37.13V	NOMINAL AC VOLTAGE	240V
SHORT CIRCUIT CURRENT	11.14A	MAX AC CURRENT	1.21A
MPP CURRENT	10.77A	CEC INVERTER EFFICIENCY	97%
NUMBER OF MODULES	15	NUMBER OF INVERTERS	15
UL1703 COMPLIANT	YES	UL1703 COMPLIANT	YES

VOLTAGE DROP CALCULATIONS							
FORMULA USED PER NEC HANDBOOK 215.2(A)(4) WHERE APPLICABLE							
WIRE RUN	V_{mp}	I_{mp}	R	L (FT)	V_o	% V_o	WIRE SIZE
BRANCH TO J-BOX	240.00	9.68	1.98	52.67	2.019	0.84%	12 AWG
J-BOX TO LOAD CENTER	240.00	18.15	1.24	50.00	2.251	0.94%	10 AWG
LOAD CENTER TO AC DISCONNECT	240.00	22.6875	0.778	3.00	0.106	0.04%	08 AWG
AC DISCONNECT TO INTERCONNECTION	240.00	22.6875	0.491	10.00	0.223	0.09%	06 AWG



PRO CUSTOM SOLAR LLC D.B.A. MOMENTUM SOLAR
325 HIGH STREET, METUCHEN, NJ 08840
(732) 902-6224
MOMENTUMSOLAR.COM

PROFESSIONAL ENGINEERING

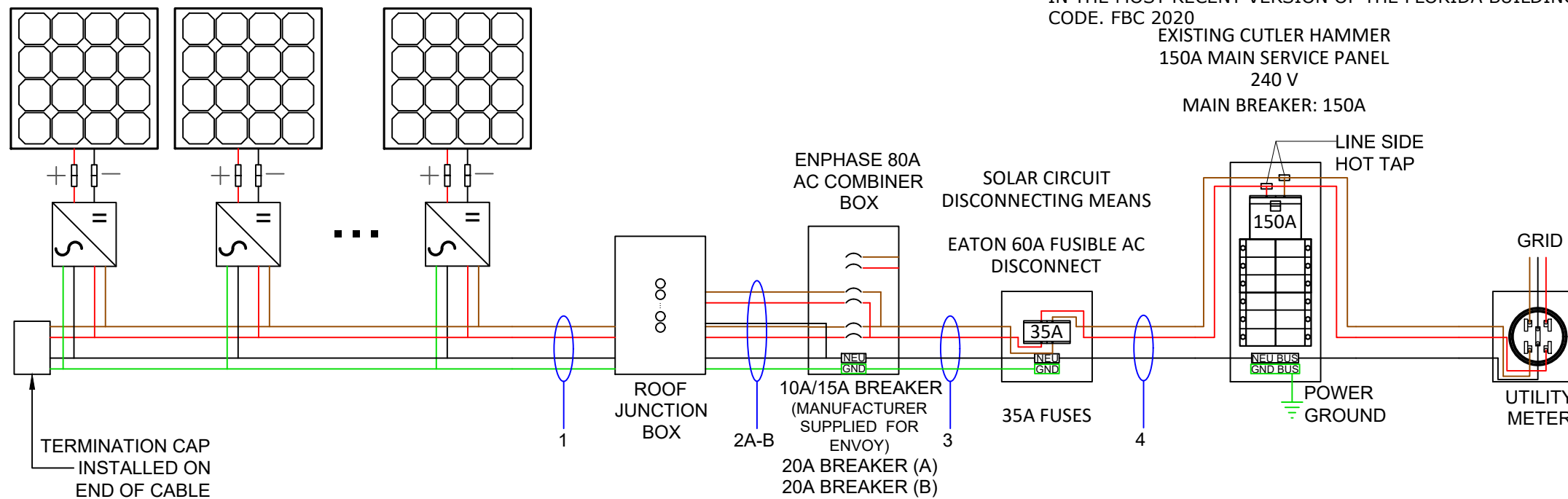


Digitally signed by Mina A. Makar, PE # 86753, COA # 33404 on the Date and Time Stamp shown as a digital signature. Printed copies of this document are not considered signed and sealed and the signature must be verified on any electronic copies.

THIS SOLAR PHOTOVOLTAIC SYSTEM COMPLIES WITH THE 2020 FLORIDA BUILDING CODE AND THE 2017 NATIONAL ELECTRICAL CODE

15 HANWHA Q.PEAK DUO BLK ML-G10+ 400 400W MODULES PAIRED WITH 15 ENPHASE IQ8PLUS-72-2-US MICRO-INVERTERS

BRANCH CIRCUIT A 8 MICRO-INVERTERS
BRANCH CIRCUIT B 7 MICRO-INVERTERS



FSEC CERTIFICATION STATEMENT:

PER FL. STATUE 377.705 , I, MINA A. MAKAR PE# 86753, CERTIFICATE OF AUTHORIZATION #33404, AN ENGINEER LICENSED PURSUANT TO CHAPTER 471,CERTIFY THAT THE PV ELECTRICAL SYSTEM AND ELECTRICAL COMPONENTS ARE DESIGNED AND APPROVED USING THE STANDARDS CONTAINED IN THE MOST RECENT VERSION OF THE FLORIDA BUILDING CODE. FBC 2020

EXISTING CUTLER HAMMER
150A MAIN SERVICE PANEL
240 V
MAIN BREAKER: 150A

Wire Tag	Conduit	Wire Qty	Wire Gauge	Wire Type	Temp. Rating	Wire Ampacity (A)	Temp. Derate	Conduit Fill Derate	Derated Ampacity (A)	Inverter Qty	NOC (A)	NEC Correction	Design Current (A)	Ground Size	Ground Wire Type
1	OPEN AIR	2	12 AWG	Trunk Cable	90°C	30	0.96	1	28.80	8	1.21	1.25	12.10	12 AWG	Trunk Cable
2A	3/4" PVC	4	10 AWG	THWN-2	75°C	35	0.96	0.8	26.88	8	1.21	1.25	12.10	08 AWG	THWN-2
2B			10 AWG	THWN-2	75°C	35	0.96		26.88	7	1.21	1.25	10.59		
3	3/4" PVC	3 + G	08 AWG	THWN-2	75°C	50	0.96	1	48.00	15	1.21	1.25	22.69	08 AWG	THWN-2
4	3/4" PVC	3	06 AWG	THWN-2	75°C	65	0.96	1	62.40	15	1.21	1.25	22.69		THWN-2

NOTE: LETTER "G" IN WIRE QTY TAB STANDS FOR GROUNDING CONDUCTOR.

SOLAR CONTRACTOR
CAMERON CHRISTENSEN
CERTIFIED SOLAR CONTRACTOR LICENSE NUMBER: CVC57036
MOMENTUM SOLAR
5728 MAJOR BLVD., SUITE 307, ORLANDO FL. 32819

CUSTOMER INFORMATION
BRIDGET VANDERMARK - MS130268
290 SOUTHWEST DYNASTY GLEN
LAKE CITY, FL 32024
3864067044

PV SYSTEM INFORMATION
SYSTEM SIZE (DC): 6 KW
15 MODULES: HANWHA Q.PEAK DUO BLK ML-G10+ 400
15 INVERTERS: ENPHASE IQ8PLUS-72-2-US

PROJECT INFORMATION		
INITIAL	DATE: 7/3/2023	DESIGNER: SR
REV:	DATE:	DESIGNER:
REV:	DATE:	DESIGNER:

THREE LINE DIAGRAM

PV-3

ELECTRICAL NOTES:

1. ALL CALCULATIONS FOR VOC, VMAX, IMP AND ISC HAVE BEEN CALCULATED USING THE MANUFACTURED STRING CALCULATOR BASED ON ASHRAE 2% HIGH AND EXTREME MINIMUM TEMPERATURE COEFFICIENTS.
2. THE ENTIRE ARRAY IS BONDED ACCORDING TO (NEC 690.46 - 250.120 PARAGRAPH C). THE GROUND IS CARRIED AWAY FROM THE GROUNDING LUG USING #6 BARE COPPER WIRE OR #8 THWN-2 COPPER WIRE.
3. THIS SYSTEM COMPLIES WITH NEC 2017
4. BRANCH CIRCUIT CALCULATION FOR WIRE TAG 1 DISPLAYS THE LARGEST BRANCH CIRCUIT IN SYSTEM. OTHER BRANCH CIRCUITS SHALL HAVE LOWER DESIGN CURRENT THAN THE ONE SHOWN. IN ADDITION, VOLTAGE DROP CALCULATIONS FROM PANELS TO THE COMBINER BOX SHALL BE SHOWN IN A SIMILAR FASHION
5. ALL CONDUCTORS ARE SIZED BASED ON NEC 2017 ARTICLE 310
6. ALL EQUIPMENT INSTALLED IS RATED AT 75°C
7. INVERTER NOC (NOMINAL OPEN CURRENT) OBTAINED FROM EQUIPMENT DATASHEET
8. CONTRACTOR SHALL BE RESPONSIBLE FOR COMPLYING WITH ALL LOCAL AND NATIONAL CODE REQUIREMENTS.
9. EACH MODULE MUST BE GROUNDED ACCORDING TO USER INSTRUCTIONS
10. ALL EQUIPMENT SHALL BE LISTED PER NEC 690.4(B)
11. PER NEC 690.13, 690.15, PROVIDE A WARNING SIGN AT ALL LOCATIONS WHERE TERMINALS OF THE DISCONNECTING MEANS MAY BE ENERGIZED IN THE OPEN POSITION> SIGN SHALL READ *WARNING - ELECTRIC SHOCK HAZARD - DO NOT TOUCH TERMINALS - OR EQUIVALENT.
12. PER NEC 705.10, PROVIDE A PERMANENT PLAQUE OR DIRECTORY SHOWING ALL ELECTRIC POWER SOURCES ON THE PREMISES AT SERVICE ENTRANCE.
13. INTERCONNECTION METHOD SHALL COMPLY WITH NEC 705.12
14. AND OPTION FOR A SINGLE CIRCUIT BRANCH TO BE SPLIT INTO TWO SUB-CIRCUIT BRANCHES IS ACCEPTABLE.
15. ALL CONDUCTORS MUST BE COPPER.
16. NEUTRAL AND EQUIPMENT GROUNDING CONDUCTOR BONDED AS PER NEC 250.24(C).
17. EQUIPMENT GROUNDING CONDUCTOR IS CONNECTED TO A GROUNDING ELECTRODE SYSTEM PER 250.54(D).
18. FUSES FOR PV DISCONNECT HAVE AIC RATINGS OF 200KA AC AND 20KA DC.
19. SUPPLY SIDE CONNECTION SHALL BE MADE USING ILSKO INSULATION PIERCING CONNECTORS (IPC). MAKE, MODEL, AND RATING OF INTERCONNECTION CAN BE SEEN ON TABLE 1 BELOW.
20. METHOD OF INTERCONNECTION CAN BE SEEN IN FIGURE 1.
21. UTILITY HAS 24-HR UNRESTRICTED ACCESS TO ALL PHOTOVOLTAIC SYSTEM COMPONENTS LOCATED AT THE SERVICE ENTRANCE.

22. WORKING CLEARANCES AROUND THE EXISTING AND NEW ELECTRICAL EQUIPMENT WILL BE MAINTAINED IN ACCORDANCE WITH NEC ARTICLE 110.26.
23. CONDUCTORS EXPOSED TO SUNLIGHT SHALL BE LISTED AS SUNLIGHT RESISTANT PER NEC ARTICLE 300.6 (C)(1) AND ARTICLE 310.8 (D).
24. CONDUCTORS EXPOSED TO WET LOCATIONS SHALL BE SUITABLE FOR USE IN WET LOCATIONS PER NEC ARTICLE 310.10 (C).
25. TOTAL AREA OF ALL CONDUCTORS, SPLICES, AND TAPS INSTALLED AT ANY CROSS SECTION OF THE WIRING DOES NOT EXCEED 75% OF THE CROSS SECTIONAL AREA OF THE SPACE. NEC 312.8(A)(2).
26. SYSTEM IS CONSIDERED AN AC MODULE SYSTEM. NO DC CONDUCTORS ARE PRESENT IN CONDUIT, COMBINER, JUNCTION BOX, DISCONNECT. AND COMPLIES WITH 690.6 - NO DC DISCONNECT AND ASSOCIATED DC LABELING ARE REQUIRED.
27. SYSTEM COMPLIES WITH 690.12 RAPID SHUTDOWN AND ASSOCIATED LABELING AS PER 690.56(C). AC VOLTAGE AND SYSTEM OPERATING CURRENT SHALL BE PROVIDED 690.52.
28. CONDUCTORS IN CONDUIT ARE AC CONDUCTORS BRANCH CIRCUITS AND NOT PV SOURCE CIRCUITS. 690.6.
29. ALL GROUNDING SHALL COMPLY WITH 690.47(A) IN THAT THE AC MODULES WILL COMPLY WITH 250.64.
30. NO TERMINALS SHALL BE ENERGIZED IN THE OPEN POSITION IN THIS AC MODULE SYSTEM 690.13, 690.15, 690.6.
31. WHERE APPLICABLE: INTERCONNECTION SHALL COMPLY WITH 705.12(A) OR 705.12(B)
32. ALL WARNING SIGN(S) OR LABEL(S) SHALL COMPLY WITH 2017 NEC ARTICLE 110.21(B). LABEL WARNINGS SHALL ADEQUATELY WARN OF THE HAZARD. LABELS SHALL BE PERMANENTLY AFFIXED TO THE EQUIPMENT, AND LABELS REQUIRED SHALL BE SUITABLE FOR THE ENVIRONMENT.
33. PV POWER CIRCUIT LABELS SHALL APPEAR ON EVERY SECTION OF THE WIRING SYSTEM THAT IS SEPARATED BY ENCLOSURES, WALLS, PARTITIONS, CEILINGS, OR FLOORS.

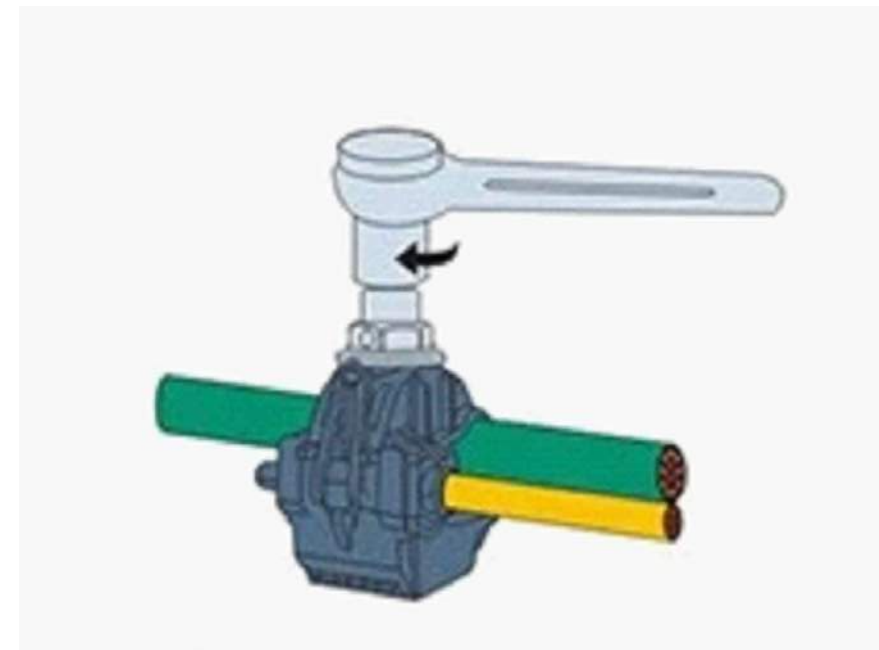
TABLE 1:

MAKE	MODEL	VOLTAGE RATING	CONDUCTOR RANGE MAIN	CONDUCTOR RANGE TAP
ILSCO	IPC 4006	600 V	4/0-4 AWG	6-14 AWG
ILSCO	IPC 4020	600 V	4/0-2 AWG	2/0-6 AWG

INSTRUCTIONS FOR LINE TAPS

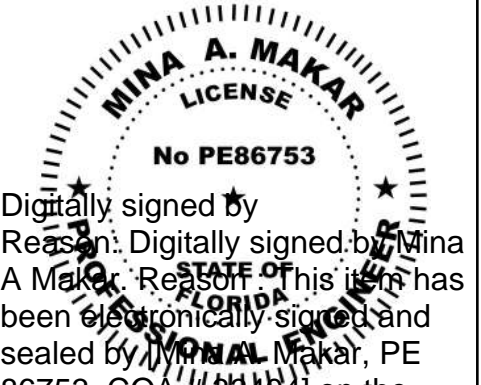
FIGURE 1:

1. ADJUST THE CONNECTOR NUT TO SUITABLE LOCATION
2. PUT THE BRANCH WIRE INTO THE CAP SHEATH FULLY
3. INSERT THE MAIN WIRE, IF THERE ARE TWO LAYS OF INSULATED LAY IN THE MAIN CABLE, SHOULD STRIP A CERTAIN LENGTH OF THE FIRST INSULATED LAY FROM INSERTED END
4. TURN THE NUT BY HAND, AND FIX THE CONNECTOR IN SUITABLE LOCATION.
5. SCREW THE NUT WITH THE SLEEVE SPANNER.
6. SCREW THE NUT CONTINUALLY UNTIL THE TOP PART IS CRACKED AND DROPPED DOWN



PRO CUSTOM SOLAR LLC D.B.A. MOMENTUM SOLAR
325 HIGH STREET, METUCHEN, NJ 08840
(732) 902-6224
MOMENTUMSOLAR.COM

PROFESSIONAL ENGINEERING



Digitally signed by Mina A Makar. Reason: Digitally signed by Mina A Makar. Reason: This item has been electronically signed and sealed by [Mina A Makar, PE 86753, COA # 33404] on the Date and Time Stamp shown. Reason: Digitally signed by Mina A Makar. Reason: This item has been electronically signed and sealed by [Mina A Makar, PE 86753, COA # 33404] on the Date and Time Stamp shown. Printed copies of this document are not considered signed and sealed and the signature must be verified on any electronic copies. Printed copies of this document are not considered signed and sealed and the signature must be verified on any electronic copies. Date: 2023.07.03 05:07:35 -05:00

SOLAR CONTRACTOR

CAMERON CHRISTENSEN
CERTIFIED SOLAR CONTRACTOR LICENSE NUMBER: CVC57036
MOMENTUM SOLAR
5728 MAJOR BLVD. SUITE 307, ORLANDO FL. 32819

CUSTOMER INFORMATION

BRIDGET VANDERMARK - MS130268
290 SOUTHWEST DYNASTY GLEN
LAKE CITY, FL 32024
3864067044

PV SYSTEM INFORMATION

SYSTEM SIZE (DC): 6 KW
15 MODULES: HANWHA Q.PEAK DUO BLK ML-G10+ 400
15 INVERTERS: ENPHASE IQ8PLUS-72-2-US

PROJECT INFORMATION

INITIAL	DATE: 7/3/2023	DESIGNER: SR
REV:	DATE:	DESIGNER:
REV:	DATE:	DESIGNER:

ELECTRICAL CONT.

PV-3.1

