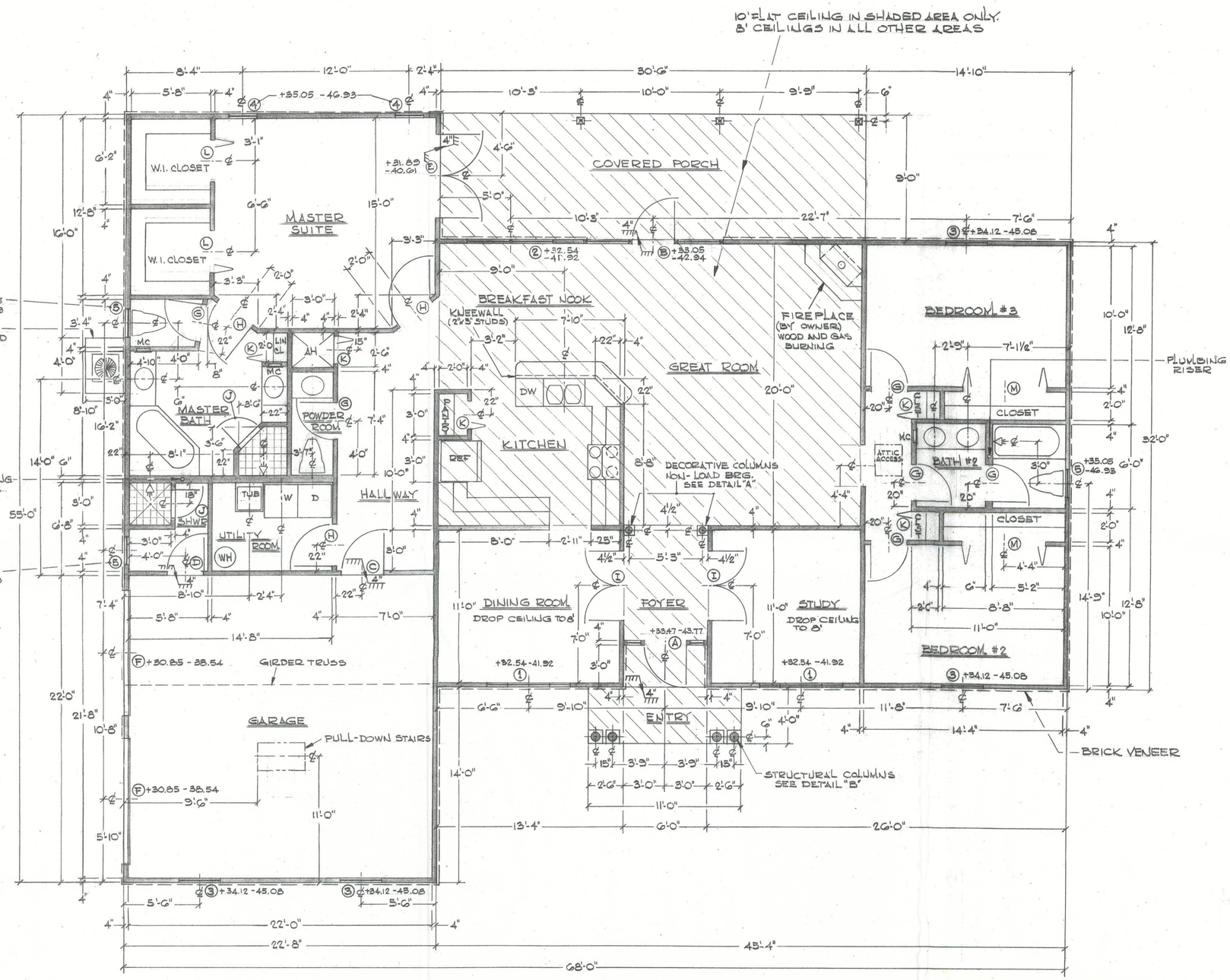

FLOOR PLAN

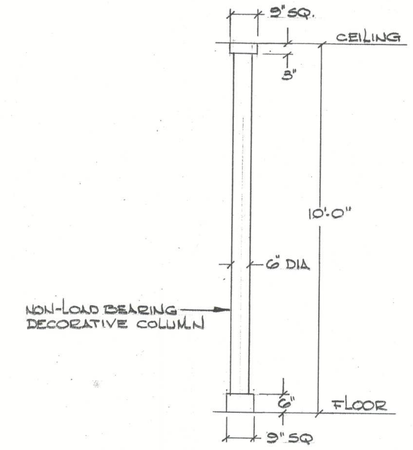

DETAIL "A"

SCALE: 1/2"=1'-0"

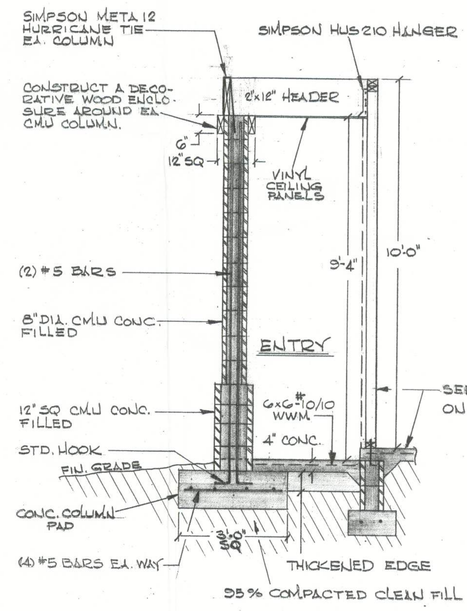

DETAIL "B"

SCALE 1/2"=1'-0"

DOOR LEGEND					
Ⓐ	3068 ENTRY DOOR w/(2) SIDE LITES & TRANSOM. (OWNER TO SPECIFY)	Ⓘ	6068 INTERIOR FRENCH DOORS		
Ⓑ	3080 EXTERIOR DOOR w/(2) SIDE LITES (OWNER WILL SUPPLY)	Ⓙ	2'W. GLASS SHOWER DOORS		
Ⓒ	3068 " " , 6 PANEL	Ⓚ	2068 BI-FOLD DOOR, 6-PANEL		
Ⓓ	2868 " " , " "	Ⓛ	3068 " " , " "		
Ⓔ	6068 " FRENCH DOORS (OWNER TO SPECIFY)	Ⓜ	6068 DBL BI-FOLD DOORS, 6-PANEL		
Ⓕ	7'H x 9'W OVERHEAD GARAGE DOOR (OWNER TO SPECIFY)				
Ⓖ	2868 INTERIOR DOOR, 6-PANEL				
Ⓗ	3068 " " , " "				

WINDOW LEGEND
① 3050 SH WINDOW W/(2) 18" PICTURE WINDOWS
② (2) 3050 SH WINDOW JOINED W/MULLION
③ 3050 SH WINDOW (EGRESS)
④ 2050 " "
⑤ 2030 " "

NOTES:
1-ALL GLASS IN WINDOWS AND EXTERIOR DOORS TO BE OF THE INSULATED TYPE.
2-ALL WINDOWS AND EXTERIOR DOORS MUST BE CERTIFIED FOR 110 MPH WIND LOAD.

I hereby certify that the building depicted in this set of drawings numbered VH1 of 4 through VH4 of 4 will withstand wind pressures of up to 110 MPH as defined in the Florida Building Code, 2001 Edition, Section 1606, provided that it is built in strict accordance with these drawings.

H.L. Bennett, Florida P.E. No. 32534 — Date 7/20/05

H. L. BENNETT
241 YEOMANS AVENUE – P.O. DRAWER 2137
LABELLE, FLORIDA 33975 PH. (863) 675-8882
FAX (863) 675-1327

AREA COMPUTATION IN.SF.

LIVING :	2198.7
PORCH :	274.5
ENTRY :	44.0
GARAGE :	498.7
TOTAL :	3015.9

MR. AND MRS VEP HUDSON

SCALE: 1/4" = 1'-0" | APPROVED BY: | DRAWN BY GM
DATE: 06-22-05 | REVISED 07-05-05

CUSTOM SINGLE ONE-STORY HOME

FLOOR PLAN

DRAWING NUMBER VH3 OF 4