Jacobsen Homes of Lake City

JACOBSEN HOMES

3973 W. U.S. Hwy. 90
Lake City, Florida 32055
Ph. 386-438-8458 · Fax: 386-438-8472

PURCHASE AGREEMENT

Locally Owned and Operated

SOLD TO Gene Thomas Phelps PHONE 303-520-4739 DATE 4/16/25

ADDRESS P.O Box 890 Lake City FL 32055 COUNTY Columbia SALESMAN Bill

Subject to the Terms and Conditions Stated on Both Sides of this Agreement Seller Agrees to Sell and the Purchaser Agrees to Purchase the Following Described Property:

YEAR	MAKE	MODEL	B. ROOMS	FLOOR SIZE	HITCH SIZE
2026	Jacobsen	PSWW-4643 ON FRAME manual	2	L 64 W 54	L 68 W 6

SERIAL NUMBER MOD 2390 F ☑ NEW ☐ USED COLOR Dream White PROPOSED DELIVERY DATE ASAP

OPTIONAL EQUIPMENT, LABOR AND ACCESSORIES	
Home Delivered & Set-up with options listed Below	
1) 2.5 Ton Range Heat Pump Air Condition Installed	
2) 2 Sets of Pressure-treated wood Code Steps Installed	
3) White Vinyl T-Lock Skirting Installed	
4) SEE Jacobsen Homes Factory proposal for Specs on Special order Home (Proposal # K01977)	
5) All Deposits are 100% Non-Refundable on Special order Homes	
6) Customer has an Improvement allowance Included of $18,025.00 All cost above this allowance will be the customer Responsibility 100% Allowance includes permanent cost	
7) Included is Construction Fees of $2995.00	
8) Seller to pay closing cost up to $16,416.27	

PRICE OF UNIT		$145,240.27
OPTIONAL EQUIPMENT		INCLUDED
COST OF SET-UP PARTS		INCLUDED
SUB-TOTAL		$145,240.27
SALES TAX Model Home		N/A
LAND Improvements		18,025.00
NON-TAXABLE ITEMS		
VARIOUS FEES		N/A
1. CASH PRICE		$163265.27
TRADE-IN ALLOWANCE	$	
LESS BAL. DUE ON ABOVE	$	
NET ALLOWANCE		
CASH DOWN PAYMENT	$25,000.00	
2. LESS TOTAL CREDITS		$25,000.00
3. UNPAID BALANCE OF CASH SALE PRICE		$138265.27

Title to said equipment shall remain in the Seller until the agreed purchase price therefor is paid in full in cash or by the execution of a Retail Installment Contract, or a Security Agreement and its acceptance by a financing agency; thereupon title to the within described unit passes to the buyer as of the date of either full cash payment or on the signing of said credit instruments even though the actual physical delivery may not be made until a later date.

IT IS MUTUALLY UNDERSTOOD THAT THIS AGREEMENT IS SUBJECT TO NECESSARY CORRECTIONS, AND ADJUSTMENTS CONCERNING CHANGES IN NET PAYOFF ON TRADE-IN TO BE MADE AT THE TIME OF SETTLEMENT.

Purchaser represents he/she examined the product and found it suitable for his/her particular needs, and that it is of acceptable quality and that purchaser relied upon his/her judgement and inspection in making this determination.

There is no assurance a mobile home can remain level when placed, upon any surface other than of blacktop or concrete.

Seller is not permitted to make plumbing or electrical connections, or connecting of certain natural gas or propane appliances where state or local ordinances require a licensed plumber or electrician so to do. Special building ordinances or laws requiring plumbing, electrical or construction changes are not the responsibility of Seller or the manufacturer. Seller is not responsible for obtaining health or sanitation permits, nor for local, county or state permits involving restrictive zoning. Cost of changes needed for compliance must be borne by Buyer. It is solely the Buyers responsibility to assure their chosen home site is acceptable for home placement without violation of any local, state, or federal guidelines.

Seller is not responsible or liable for any delays caused by the manufacturer, accidents, strikes, fires, Acts of God or any other cause beyond Seller's control.

TRADE-IN DEBT TO BE PAID BY ☐ DEALER ☐ CUSTOMER

Purchasers certify that the matter printed on the back hereof has been read and agreed to as a part of this agreement the same as though it were printed above the signatures; that buyers are of statutory age or older; or have been legally emancipated; that the within described merchandise, the optional equipment and accessories thereon and, insurance if included, has been voluntarily purchased. The property being traded in is free from all encumbrances whatsoever, except as noted above. Purchaser agrees each paragraph and provision of this contract on both front and back is severable; if one portion thereof is invalid the remaining portion shall, nevertheless, remain in full force and effect.

Jacobsen Homes of Lake City DEALER

Not Valid Unless Signed and Accepted by an officer of the Company

By

Approved, Subject to acceptance of financing by bank or finance company.

I, OR WE, HEREBY ACKNOWLEDGE RECEIPT OF A COPY OF THIS ORDER

SIGNED X PURCHASER

SIGNED X PURCHASER

The Imperial

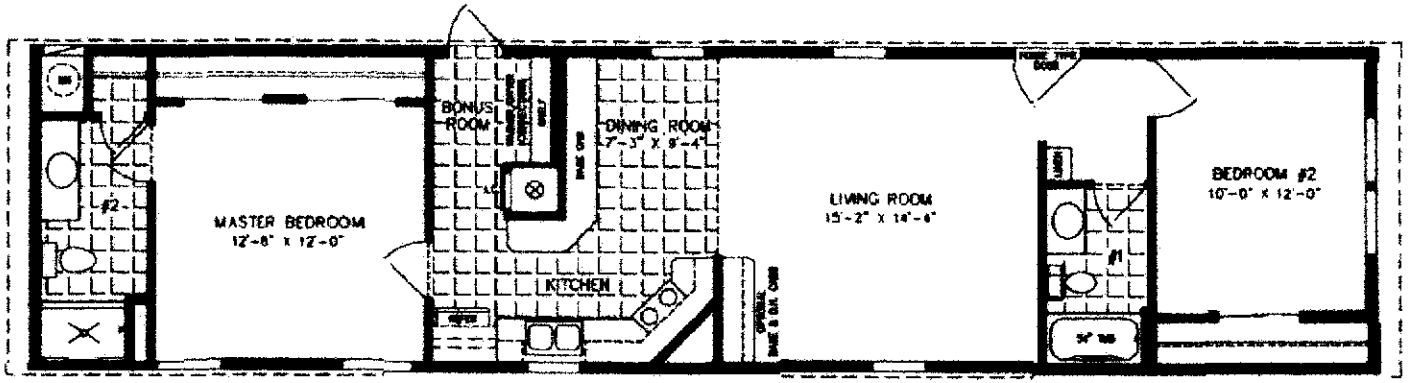

15'-4" X 64'

981 SQUARE FEET

Model ISWW-4643

2015

(ALL SIZES ARE APPROX.)
DESIGNED FOR ZONES II & III

© 06-13-09

THE TIE-DOWN STRAPS ARE INSTALLED BY THE MANUFACTURER, AND THEREFORE THE LOCATION OF THE STRAPPING COULD AFFECT THE LOCATION OF THE PIERS BASED UPON THE PROVIDED FOUNDATION PLAN. THE PERIMETER PIERS MAYBE OFFSET FROM THE DESIGN LOCATION IF THEY INTERFERE WITH THE TIE-DOWN STRAP

THIS ITEM HAS BEEN ELECTRONICALLY SIGNED AND SEALED BY MARK V. RICHTER, P.E. #56196 ON THE DATE AND/OR TIME USING A DIGITAL SIGNATURE. PRINTED COPIES OF THIS DOCUMENT ARE NOT CONSIDERED SIGNED AND SEALED AND THE SIGNATURE MUST BE VERIFIED BY THIRD PARTY CERTIFICATE AUTHORITY ON ANY ELECTRONIC COPY. (FAC 61G15-23.004)

04-15-2025
SENYB ENGINEERING, LLC
CA LIC. NO: 30244

FRAME PIER

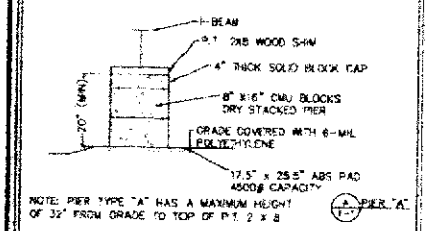

NOTE: PIER TYPE "A" HAS A MAXIMUM HEIGHT OF 32" FROM GRADE TO TOP OF P.T. 2 X 8

SIDE WALL PIER

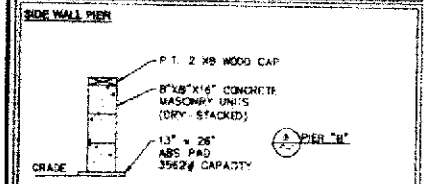

NOTE: PIER TYPE "B" HAS A MAXIMUM HEIGHT OF 48" FROM GRADE TO TOP OF P.T. 2 X 8

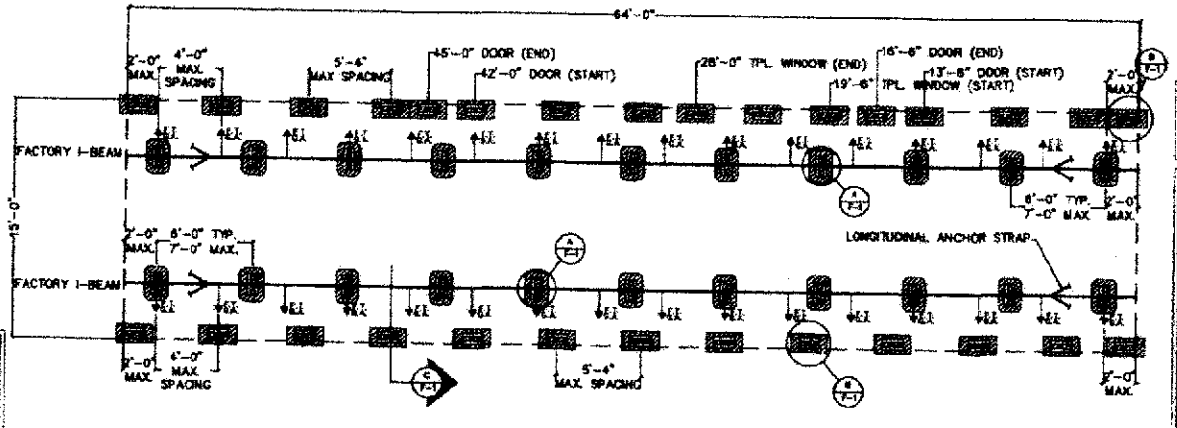

COLUMN LOADS

SYMBOLS

- 17.5"x25.5" ABS PAD = 4500 LBS. CAPACITY
- 26"x26" ABS PAD = 6800 LBS. CAPACITY
- (3) 17.5"x25.5" ABS PAD = 9000 LBS. CAPACITY (TOP PAD IS LAID IN THE OPPOSITE DIRECTION TO THE BOTTOM PADS)
- 13"x26" ABS PAD = 3562 LBS. CAPACITY
- F.T. G.A. —FRAME TIE-DOWN FASTENED TO GROUND ANCHOR
- F.T. A.H. —FRAME TIE-DOWN FASTENED TO ANCHOR HEAD
- —COLUMN ANCHOR STRAP FASTENED TO GROUND ANCHOR
- —LONGITUDINAL ANCHOR STRAP LOCATIONS
- —BOLT ACR PIER

STRUCTURAL LOAD LIMITATIONS

CODE EDITION: 2023 FLORIDA BUILDING CODE (8TH EDITION) & ASCE 7-22

1. ULTIMATE DESIGN WIND SPEED: 120 MPH WIND SPEED
2. NOMINAL DESIGN WIND SPEED: 93 MPH WIND SPEED
3. WIND EXPOSURE CATEGORY: "C"
4. IMPORTANCE FACTOR: 1.0
5. DESIGN ROOF LIVE LOAD : 20 PSF
6. DESIGN FLOOR LIVE LOAD: 40 PSF
7. MIN. ASSEMBLY SOIL BEARING CAPACITY : 1500 PSF
8. OCCUPANCY CLASSIFICATION: R3
9. CONSTRUCTION TYPE: VB
10. THIS BUILDING IS NOT DESIGNED FOR PLACEMENT IN A HIGH VELOCITY HURRICANE ZONE AS DEFINED BY THE FBC
11. THIS BUILDING IS NOT DESIGNED TO BE SUBMERGED OR SUBJECTED TO WAVE ACTION WHEN LOCATED IN A FLOOD PRONE OR ZONE AREA. THE BOTTOM OF THE STRUCTURAL I-BEAM MUST BE LOCATED ABOVE THE BUILDING SITE FLOOD PLANE LEVEL FOR THIS BUILDING TO BE LOCATED IN A FLOOD PRONE OR ZONE AREA OR THE GRADE AT THE BUILDING SITE MUST BE ABOVE THE FLOOD PLANE LEVEL.

GROUND ANCHOR SPECIFICATIONS

GROUND ANCHOR SHALL HAVE A MINIMUM WORKING LOAD OF 3150# AND A MINIMUM 4725 ULTIMATE LOAD CAPACITY. ASTM-F 20 (GROUND ANCHORS)
MINUTE MAN ANCHOR- GALVANIZED AUGER
5/8" X 48" SHAFT WITH SINGLE 6" DISC
(48 INCH MINIMUM ANCHOR SHAFT EMBEDMENT)

TIE DOWN STRAP SPECIFICATIONS

ALL TIE DOWN STRAPS ETC. SHALL BE TYPE 1 FINISH B, GRADE 1, STEEL STRAPPING 100,000 MINIMUM YIELD STRENGTH, .035" MINIMUM THICKNESS (PLUS OR MINUS .002 IN. - 0.05MM) FINISH B - HOT- DIPPED GALVANIZED ZINC COATING (ASTM STANDARD 123-89A). .6 OUNCES PER SQUARE FOOT PER SURFACE. 4750 POUNDS MINIMUM BREAK STRENGTH. MARKED EVERY 12 TO 15 INCHES (MANUFACTURER'S NAME AND ASTM SPEC. D3953-91). 1 1/4" WIDTH.

FBC RESIDENTIAL SUBSECTION

R606.7.2.1 HOLLOW MASONRY PIERS SHALL BE CAPPED WITH 4 INCHES OF SOLID MASONRY OF CONCRETE, A MASONRY CAP BLOCK, OR SHALL HAVE CAVITIES OF THE TOP COURSE FILLED WITH CONCRETE OR GROUT.

FOUNDATION NOTES

1. BEARING STRONG BASED ON 20PSF LIVE LOAD ON ROOF AND 1500 PSF SOIL BEARING CAPACITY.
2. CONCRETE BLOCKS ARE ONLY RATED AT 6800 POUNDS, 9000 POUNDS PIERS OR HIGHER MUST BE DOUBLE BLOCKED.
3. ALL SIDEWALLS ANCHORS ARE SPACED PER PLAN AND FOUR FOOT GROUND ANCHOR MAY BE USED.
4. ALL THE MASONRY PIERS MAY BE INSTALLED IN A DRY STACK SUBJECT TO LOCAL JURISDICTION.
5. ALL TIE DOWN ANCHORS SHALL HAVE A MINIMUM 4,725 LB. ULTIMATE CAPACITY AND SHALL BE INSTALLED PER THE MANUFACTURER'S SPECIFICATIONS.
6. THE STEEL FRAME OF HOME IS NOT FOR USE OF RELOCATION OF HOME AFTER SETUP, AND IS INTENDED FOR USE AS A PERMANENT FOUNDATION.
7. ALL PIERS SHOULD BE CONSTRUCTED OF 8"X8"X16" CONCRETE MASONRY UNITS CONFORMING TO ASTM C90
8. INSTALL BLOCK PIER ON EACH SIDE OF ALL EXTERIOR DOOR OPENINGS ALONG THE SIDEWALLS.
9. I-BEAM SUPPORT PIERS MAY BE INSTALLED LATERALLY (90 DEGREES FROM THE ORIENTATION SHOWN ON THE FOUNDATION PLAN) MUST BE LOCATED DIRECTLY BELOW THE I-BEAM CENTERLINE.
10. WOOD SHIMS MAY BE INSTALLED WHEN NECESSARY BETWEEN THE I-BEAM AND THE TOP OF THE PIER. SHIMS SHALL BE FREE OF KNOTS, SPLITS, AND SIMILAR IMPERFECTIONS. SHIMS SHALL BE P.T. LUMBER, CEDAR, OR ABS AND BEARING AT ALL CONTACT POINTS SHALL NOT BE LESS THAN 2/3 OF THE BEARING PRIOR TO ADDING THE SHIMS.

THIS FOUNDATION IS DESIGNED TO SUPPORT THE SUBJECT STRUCTURE AS WELL AS ANCHOR THE STRUCTURE IN A MANNER CONSISTENT WITH THE 2023 FBC REQUIREMENTS FOR A SITE BUILT PERMANENT FOUNDATION AND IS NOT DESIGNED TO BE MOVED ONCE SO ERECTED

Senyb Engineering Services
50 W. Central Ave.
Suite B
Lake Wales, FL 33859
Office: 863-589-5980
Email: vejlosen@senybengineering.com
www.senybengineering.com

© COPYRIGHT 2024

THESE STANDARDS AND PLANS MEET THE 2023 F.B.C. - RESIDENTIAL, (8th EDITION) EXPOSURE "C"

V_{ult} = ULTIMATE DESIGN WIND SPEED = 120 MPH (RISK CATEGORY II BUILDING)
V_{nom} = NOMINAL DESIGN WIND SPEED = 93 MPH (RISK CATEGORY II BUILDING)
(TABLE 1609.3.1)

MARK V. RICHTER, P.E. #56196
50 W. CENTRAL AVE. SUITE B
LAKE WALES, FL 33853
OFFICE: 863-589-5980

Digitally signed by Mark V Richter
Date: 2025.04.16 11:11:13 -04'00'

JACOBSEN HOMES

DRAWING INFORMATION	
NAME:	GCD
DATE:	04-15-2025
SCALE:	NOT PRINTED TO SCALE

CUSTOMER: GENE THOMAS PHELPS
ADDRESS: 5809 NW LAKE JEFFERY RD., LAKE CITY, FL 32055
MANUFACTURER: JACOBSEN HOMES - 15'-4" X 64'-0" (ON-FRAME)
FOUNDATION PLAN
PROVIDED BY
Senyb Engineering Services
LAKE WALES, FLORIDA 33853

DESIGNED FOR 20 PSF ROOF LIVE LOAD AND 1500 PSF SOIL BEARING CAPACITY

F-1

SHEET 1 OF 1

ATTENTION LOCAL BUILDING DEPART.:

THE FOLLOWING ITEMS HAVE NOT BEEN COMPLETED BY THE MANUF., WHO HAS NOT BEEN INSPECTED & ARE NOT ATTESTED TO OR CONFORM BY THE STATE OF FLORIDA DEPART. OF BUSINESS & PROFESS. REGULATIONS (FBPR). THIS LIST DOES NOT NECESSARILY LIST THE ITEMS, WORK OR MATERIALS THAT MAY BE REQUIRED TO COMPLETE THE INSTALLATION. ALL SITE-INSTALLED ITEMS ARE SUBJECT TO APPROVAL BY THE LAHJ. THE CODE COMPLIANCE OF ON-ANY SITE-INSTALLED ITEM(S) SHALL BE DETERMINED BY THE LAHJ AND ARE THE EXCLUSIVE AND SOLE RESPONSIBILITY OF THE LICENSED CONTRACTOR, NOT JACOBSEN HOMES.

SITE INSTALLED ITEMS (LAHJ):

THIS LIST CONTAINS EXAMPLES AND SHALL NOT BE CONSIDERED ALL INCLUSIVE

1. REFER TO JACOBSEN HOMES' MODULAR INSTALLATION MANUAL.
2. ALL SITE GRADING/FILL AND LOT PREP. (INCLUDING REQUIRED DRAINAGE), BRK. REQ'D TO SLOPE AWAY FROM BUILDING, SOIL SITE PREPARATION NOTED.
3. THE COMPLETE FOUNDATION, HF DOWN, ANCHORING SYSTEMS, AND REQ'D UNDER FLOOR OR CRAWL SPACE VENTING.
4. TERMITE TREATMENT AND REQUIRED VAPOR BARRIER BELOW STRUCTURE.
5. BOTTOM OF FLOOR INSULATION AND BOTTOM BOARD MATERIAL.
6. ALL HOLES, TEARS, OR OPENINGS IN BOTTOM BOARD MATERIAL SEALED.
7. RAMPS, STAIRS & GENERAL ACCESS (INCL. ALL ACCESSIBILITY REQUIREMENTS).
8. BUILDING DRAINS, CLEAN-OUTS, AND HOOKUP TO THE PLUMBING SYSTEMS.
9. ANY PORTABLE FIRE EXTINGUISHERS AND/OR FIRE SUPPRESSION SYSTEMS.
10. ELECTRICAL SERVICE (INCL. METERS) AND ALL CROSSOVER CONNECTIONS ON MULTI-SECTION BUILDINGS.
11. ALL UNFINISHED DRYWALL, COMPLETE PAINT, DECORATIVE TRIM, & TEXTURE, MR. DIA. WALLS (4' X 10' MAX. OR AS OTHERWISE SUPPORTED 10' MAX.) ARE REQUIRED.
12. STRUCTURAL & WEATHER TIGHT CONNECTIONS BETWEEN MODULE CONNECTIONS.
13. GABLE END FRAMING WITH HINGED ROOF SYSTEMS.
14. EXTERIOR SIDING (INCLUDING BONDING OF METAL SIDING TO GROUND).
15. EXTERIOR WALL FINISH (SIDEWALLS AND PORCH AREAS).
16. EXTERIOR FASCIA/SOFFIT FINISH (SIDEWALLS AND PORCH AREAS).
17. ROOF COVERING AT RIDGE AREAS, DRY-IN, AND COMPLETION (RIDGE, ETC.).
18. COMPLETE ROOF (INCLUDING BONDING OF METAL ROOF TO GROUND).
19. FIREPLACE CHIMNEY STACK AND COMPLETION OF VENTILATION SYSTEM.
20. FIREPLACE CHIMNEY FRAMING.
21. WINDOW DRAPES AND/OR FALL PROTECTION.
22. WINDOW PROTECTION AND/OR STORM SHUTTERS.
23. DRYER VENTING: DRYER VENT SHALL EXHAUST OUTSIDE OF THE POSTHOUSE, AND REQUIRED BLOWER DOOR OR DUCT TIGHTNESS TEST.
24. CROSSOVER CONNECTIONS (HVAC) AND REQUIRED FRESH AIR INTAKE.
25. AIR CONDITIONING AND HEATING SYSTEM (REFER TO FLORIDA ENERGY CALCS FOR MINIMUM EFFICIENCY REQUIREMENTS). INSTALLED ON-SITE, BY OTHERS, HVAC UNIT WILL PROVIDE COMPLIANCE WITH THE FLORIDA ENERGY CODE.
26. HVAC DISCONNECT, WIRING, BREAKERS, SERVICE HEAT PUMP, BY OTHERS WHEN NOT INSTALLED IN THE FACTORY. INSULATION AND REQ'D AIR BARRIER.
27. HIGH EFFICACY LAMPS REQ'D BY FBC R404 ARE INSTALLED ON-SITE, BY OTHERS.
28. "BUILDING ADDRESS" AS REQUIRED BY FBC R319.1 SHALL BE INSTALLED ON-SITE, BY OTHERS, NOT JACOBSEN HOMES.
29. REQ'D GRAB BARS AND ANY OTHER ACCESSIBLE FEATURES THAT ARE REQUIRED, FACTORY INSTALLED ITEMS ARE INSPECTED BY THE FACTORY. [illegible] SEE THE DRAWING PACKAGE CONTENTS TO SEE WHAT IS OR ARE INCLUDED. [illegible]

GENERAL NOTES:

(THE STRUCTURE MAY BE INSTALLED IN A "FLOOD ZONE" ONLY WHEN THE LOWEST FLOOR AREA IS ABOVE THE FEMA FIRM FLOOD ZONE.)

1. THIS BUILDING SHALL BE INSTALLED BY A CONTRACTOR CERTIFIED BY THE FLORIDA DEPARTMENT OF BUSINESS AND PROFESSIONAL REGULATION (DBPR).
2. A LICENSED AND CERTIFIED CONTRACTOR (DBPR) SHALL MUST ENSURE STRICT COMPLIANCE TO ALL APPLICABLE CODES AND JACOBSEN HOME SPECIFICATIONS, OBTAIN ALL REQUIRED PERMITS AND SCHEDULE AND ENSURE THAT ANY INSPECTIONS REQ'D ARE NOTIFIED BY THE LOCAL AUTHORITY HAVING JURISDICTION (LAHJ) AND REVIEW, APPROVAL, INSPECTION OR INSPECTION AND/OR OTHER FEES OR COSTS SHALL BE BORNE SOLELY AND EXCLUSIVELY BY THE CERTIFIED CONTRACTOR. ANY FAILURE TO CONFORM TO CODES & JACOBSEN SPECS MAY AFFECT THE WARRANTY.
3. THE FLORIDA CERTIFIED CONTRACTOR IS RESPONSIBLE & SOLELY ACCOUNTABLE FOR ALL CONSTRUCTION METHODS, TECHNIQUES, SEQUENCES, PROCEDURES, INSPECTIONS, AND COORDINATION OF ALL WORK PERFORMED ON THE STRUCTURE.
4. NO PORTION OF THE MANUFACTURED BUILDING SHALL BE INSTALLED BELOW BASE FLOOD ELEVATION & THE FOUNDATION SHALL BE CAPABLE OF RESISTING ALL LOADS INDUCED WITHOUT TRANSFERRING NOT INDUCED LOAD CONTRIBUTION THE BUILDING. THE FOUNDATION SHALL BE DESIGNED PER R322.3 AND THE FBC 1612.5.

NOTE: THE FLOOR MEMBER NOTED ABOVE IS THE PLAN IS "JOIST PRIME" THIS CONSTRUCTION AS REPRESENTED IN THE PLAN SHALL BE [illegible] ANY FORMING OF ROOF SHAPES AS REPRESENTED THE PLAN SHALL BE BUILT [illegible] THE RESPONSIBILITY OF THE BUILDING OWNER.

DRAWING PACKAGE CONTENTS

DESCRIPTION	SHEET
1. Cover Sheet / CONTENTS	Contents
2. Floorplan	A1
3. Floorplan OPTIONS - 1	A2
4. Floorplan OPTIONS - 2	A3
5. Floorplan OPTIONS - 3	A4
6. Exterior Elevations - 1	A5
7. Exterior Elevations - 2	A6
8. Electrical Load Calcs & Notes	E1
9. Electrical Plan	E2
10. Electrical Plan OPTIONS	E3
11. HVAC System Layout	M1
12. HVAC System Layout / OPTIONS	M2
13. Potable Water System	P1
14. Sanitary Waste (DWV)	P2
15. Structural Design Tables	S1
16. Wind Load Worksheet	S2
17. Shearwall Load Calculations	S3
18. Cross-Section ON-FRAME	S4
19. Cross-Section OFF-FRAME	S5
20. Typic Floor Plan (OPTIONAL)	S6
21. GABLE END Transition	S7
22. Rafter Leads ON-FRAME	S8
23. Rafter Leads OFF-FRAME	S9
24. NA	
25. NA	

ATTACHMENTS:

1. DBPR Certification Letter
2. Retail Seal Letter - DBPR
3. Product Approval
4. Local Product Approval Strap YIELD Tests
5. Local Product Approval Strap YIELD Tests
6. Overhead Duct System Calculations
7. Florida Energy Calc - ZONE 1 and ZONE 2
8. Approved / Listed / Sealed Truss Prints

ADDITIONAL SITE-INSTALLED ITEMS:

1. Site Address to be provided per R319.1
2. NA
3. NA
4. NA
5. NA

"NON-ELEV"

JACOBSEN HOMES

* THESE DRAWINGS, PLANS, DETAILS, AND SPECIFICATIONS MAY NOT NECESSARILY DESCRIBE EVERY POSSIBLE PIECE OF WORK TO BE PERFORMED. IF ITEMS ARE NOT SHOWN, BUT ARE REQUIRED FOR THE COMPLETION OF ANY ITEM INCLUDED IN THESE DOCUMENTS, THEY SHALL BE CONSIDERED TO BE INCLUDED AS PART OF THESE CONSTRUCTION DOCUMENTS.
* PARTIAL SETS OF CONTRACT DOCUMENTS (PLANS, NOTES, DETAILS AND SPECS) ARE NOT AVAILABLE FROM JACOBSEN HOMES OR THEIR ENGINEER AND SHALL NOT BE DISTRIBUTED BY THE CONTRACTOR TO SUBCONTRACTORS OR OTHERS. OVERLAPPING DETAILS FOR DIFFERENT TRADES MAY APPEAR ON OTHER SHEETS. TRADES & SUBCONTRACTORS SHALL BE COORDINATED BY THE CONTRACTOR.

*** NOTICE ***
LOOK

SECTION 553.837(2), F.S., SPECIFICALLY EXEMPTS STATE APPROVED MANUFACTURED (MODULAR) BUILDINGS, BEARING THE DBPR INSIGNIA, FROM FURTHER PLAN REVIEW BY LOCAL CODE ENFORCING AGENCIES. THE INSIGNIA ISSUED BY THE FLORIDA DEPARTMENT OF BUSINESS AND PROFESSIONAL REGULATION (DBPR) ATTESTS THAT THESE PLANS HAVE BEEN REVIEWED AND THE BUILDING HAS BEEN INSPECTED BY A STATE APPROVED THIRD PARTY AGENCY & FOUND COMPLIANT WITH ALL APPLICABLE CODES.

STRUCTURAL LOAD DESIGN CRITERIA:

2023 FLORIDA RESIDENTIAL CODE, 8th ED. w/ 2024 Suppl. - 1 thru 3

PRODUCT APPROVAL PRESSURES ARE BASED ON - ALLOW STRESS DESIGN (ASD)

DESIGN WIND SPEED: 160 mph - Vult
123.94 mph - Vasd

	Vult	Vasd
ROOF DEAD LOADS		
ROOF LIVE LOADS		
WALL DEAD LOADS		
FLOOR DEAD LOADS		
FLOOR LIVE LOADS		

FLORIDA

2023 FLORIDA RESIDENTIAL CODE, 8th ED. w/ 2024 Suppl. - 1 thru 3

COMPONENT AND CLADDING PRESSURE ZONES

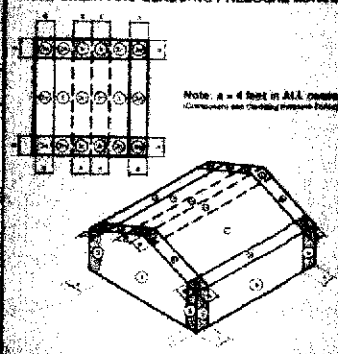

PORTION OF FIGURE R301.2(7) FROM THE FLORIDA RES. CODE (REFER TO FRC FOR FULL DETAILS)

160 mph - Vult

MRH = 15-feet

Michael G Tomko
Digitally signed by Michael G Tomko
Date: 2025.03.20 07:45:00 -04'00'

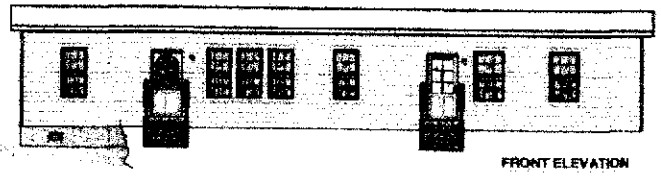

FRONT ELEVATION

DESIGNED, ENGINEERED, AND CONSTRUCTED WITH PRIDE IN THE UNITED STATES OF AMERICA.

ICC - NTA, THE INTERNATIONAL CODE COUNCIL (ICC) COMPILES AND PUBLISHES THE INTERNATIONAL BUILDING CODES AND THE FLORIDA BUILDING CODES.

PLAN SPEC'S AND LISTING AGENCY APPROVAL

THIS DRAWING PACKAGE COMPLIES WITH THE FLORIDA MANUFACTURED BUILDING ACT OF 1979 AND ADHERES TO THE FOLLOWING CRITERIA:

2023 FLORIDA RESIDENTIAL CODE, 8th ED. w/ 2024 Suppl. - 1 thru 4

CONSTRUCTION TYPE	V-B
OCCUPANCY	SFD
TOTAL NUMBER OF STORIES	1
WIND VELOCITY (mph) (Vult/Ultimate)	160
WIND VELOCITY (mph) (Vasd/Allowable Stress)	123.94
FIRE RATING OF EXTERIOR WALLS	0 hr.
ALLOWABLE FLOOR LOAD	40 psf
ALLOWABLE ROOF LOAD	20 psf
SEISMIC LOAD	0% g
MANUFACTURER	Jacobsen Homes
HIGH VELOCITY HURRICANE ZONE	NO

PLAN #: MFT068-4777160N2390

PLANS COMPLY WITH RULE 91-1.013, F.A.C. PRODUCT APPROVAL AND WITH THE STATE OF FLORIDA STATUTE 553.842.

ADHESIVE SEAL OR INSIGNIA SHALL BE AFFIXED TO THE DRAWING PLANS AND ON THE PLAN THIRD PARTY LISTING AGENCY IN WHICH WE MANUFACTURED FLORIDA BUILDING.

THE MANUFACTURER, DEALER, INSTALLER AND STATE FLORIDA LICENSED INSIGNIA SHALL BE PERMANENTLY MOUNTED TO THE ABOVE THE ELECTRICAL PANEL (COVER).

ICC - NTA
905 North Oakland Ave.
Nappanee, IN 46550
574.773.7975

*** NOTICE ***

[illegible]

Michael G TOMKO
LICENSE No 63802
STATE OF FLORIDA PROFESSIONAL ENGINEER

Michael TOMKO
P.E. 63802
4703 Chester Dr.
Elkhart, IN 46516
(574) 584-0748

FLORIDA
MFT068-4777160N2390
Cover Sheet / CONTENTS

REVISION SCHEDULE

REVISION NO.	REVISION DATE
0	

JACOBSEN HOMES
500 Packard Court,
Safety Harbor, FL 34695
727.726.1138

[illegible]

"NON-ELEV"

RESIDENTIAL PACKAGE
Cover Sheet / CONTENTS

981 Sq. Ft. (Living Area)

AREA REVIEWED FOR LISTING AGENCY APPROVAL STAMPS.

RESIDENTIAL PACKAGE CODE SUMMARY

DATE	STATE OF FLORIDA
BUILDING	2023 FRC
ELECTRICAL	2023 NEC
MECHANICAL	2023 FMC
PLUMBING	2023 FPC
ENERGY	2023 FBC-E
FUEL GAS	2023 N.F.G.C.

THIS BUILDING IS NOT A FIRE BUILDING

DRAWN BY	A. McCULLAR
DATE	2/21/2025
SCALE	Not Printed To Scale
SHEET	Cover Sheet / CONTENTS

COPYRIGHT © 2025 JACOBSEN HOMES & SAFETY HARBOR ALL RIGHTS RESERVED

Powered By: VersaCAD / VersaBCAD