

FRONT LIT CHANNEL LETTERS ON RACEWAY

30.00 SQ FT




GENERAL SPECIFICATIONS

- 1. MANUFACTURE AND INSTALL ONE (1) NEW SET OF ILLUMINATED CHANNEL LETTERS ON RACEWAY.
- 2. ALUMINUM RETURNS, FLAT ACRYLIC FACES W/ DUAL COLOR VINYL OVERLAYS (LETTERS). TRANSLUCENT VINYL OVERLAYS (AMPERSAND). 1" BLACK TRIMCAP FACE RETAINERS.
- 3. INTERNAL ILLUMINATION BY LEDS POWERED BY REMOTE LOW VOLT POWER SUPPLIES WITHIN RACEWAY.
- 4. INSTALL LETTER SET ON RACEWAY MOUNTED TO BUILDING FASCIA W/ FASTENERS PER ENGINEER SPECIFICATIONS.
- 5. ELECTRIC: CONNECT TO EXISTING ELECTRICAL CIRCUIT.

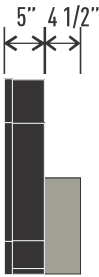


COLOR SCHEME					
DUAL COLOR VINYL BLACK/DAY WHITE/NIGHT	VINYL PMS 380C LIME GREEN	VINYL PMS 355C KELLY GREEN	WHITE FACES WHITE LEDs	OPAQUE SATIN BLACK RETURNS BLACK TRIMCAPS	RACEWAY PTM BLDG FASCIA TBD


NOTE: PAINT FINISH SHALL BE MATTHEWS SATIN



SIGN LAYOUT : Scale 1/2" = 1'-0"



END VIEW : Scale 1/2" = 1'-0"



John J Orlando PE
Digitally signed by John J Orlando
PE
Date: 2023.08.20 16:14:26 -04'00'



EXISTING



PROPOSED



NIGHTTIME VIEW

PROJECT #23-1231



512 6th ST. NW
Winter Haven FL, 33881
Ph: 863-268-2825
FL LICENSE #ES12000111

Created For
FARAH & FARAH

Address:
295 NW Commons Loop #005
Lake City, FL 32055

Sales Representative: OREN DOWDY
Customer Approval Date
Landlord's Approval Date

Date: 08/09/2023 Scale : NOTED
Filename: /Farah & Farah-Lake City
_SHOP_08_09_2023
Designer: SM

Revision Number and Date:		
1	2	3
4	5	6
7	8	9

This drawing is the sole property of SignCorp, Inc. (with the exception of registered trademarks) and is submitted for the sole purpose of conveying design intent. By accepting this document from SignCorp, Inc. the recipient agrees that they will not copy or reproduce it in any part nor shall it be revealed in any manner to any person except in the purpose for which it was delivered without prior permission from SignCorp, Inc. Violation of these terms may result in SignCorp, Inc. implementing its right to charge for the drawing / design / and / or may result in court action.



All signage to be installed in compliance with National Electrical Code NEC 2017



All signage to be constructed and installed in compliance with UL Standards

Sheet:

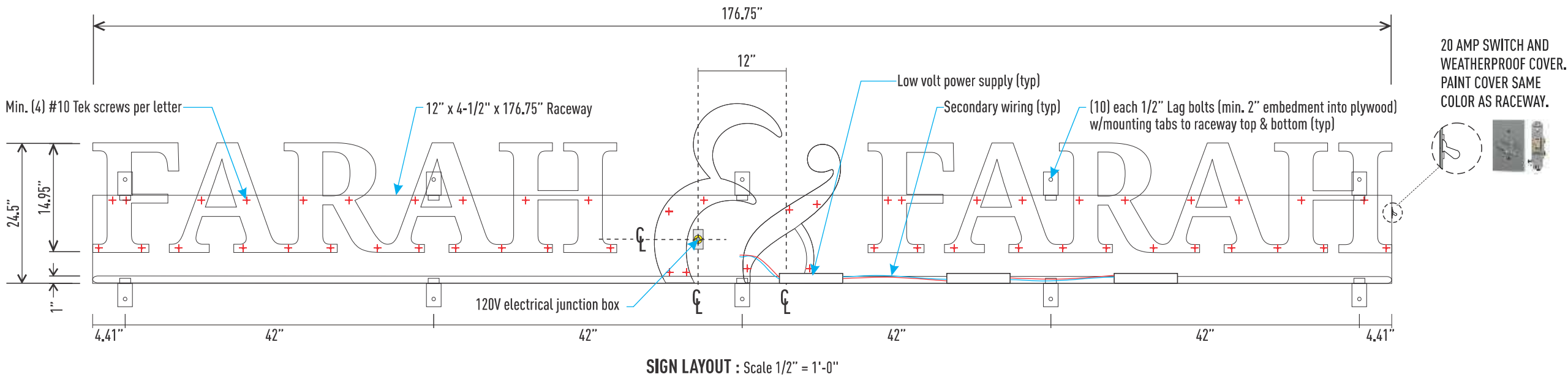
1 of 3

This item has been electronically signed and sealed by John J. Orlando, PE using a Digital Signature and date. Printed copies of this document are not considered signed and sealed and the signature must be verified on any electronic copies.

Conforms to the requirements of the 7th Edition (2020) of the Florida Building Code sections 1609 and 3107, V(ult) = 130 mph, Exposure category = C, Risk category = II
John J. Orlando PE LLC - 165 Old Ridge Road - Macon, GA 31211 - 478 731 5394 - jjorlando@cox.net - Florida registration # 0044089 job 6223SCP

FRONT LIT CHANNEL LETTERS ON RACEWAY


30.00 SQ FT



LED RACEWAY ASSEMBLY
(+/-) 7" TALL X 4-1/2" MUST HAVE ADJUSTABLE HANGING TABS

NOTE:
WATERPROOF SEAL ALL PENETRATIONS W/ CLEAR SILICONE

John J Orlando PE
Digitally signed by John J Orlando
PE
Date: 2023.08.20 16:14:43 -04'00'



LEGEND

- 1/2" LAG BOLTS MOUNTING LOCATIONS W/ MOUNTING TABS TO RACEWAY TOP & BOTTOM
- #10 TEK SCREWS MOUNTING LOCATIONS, LETTERS TO RACEWAY MIN. (4) PER LETTER
- ELECTRICAL HOME RUN LOCATIONS

ELECTRICAL REQUIREMENT SUMMARY	
CHANNEL LETTERS	
LED's	WHITE Everylite - PANORAMIC-PA-3D-W6CL
POWER SUPPLIES	(3) EVE-150-12 @1.83A MAX EACH
AMPS	5.49A <15A TOTAL
CIRCUITS	(1) 20A-120V
DISCONNECT	(1) 20A-120V

- ***TOTAL LOAD PER CIRCUIT NOT TO EXCEED 15 AMPS
- ***[1] EACH PRIMARY ELECTRICAL SOURCE 120V DEDICATED CIRCUIT
- ***DEDICATED CIRCUITS SHALL USE 1/2" MINIMUM CONDUIT W/ (3) #12 THWN/THHN CONDUCTORS W/ 20A BREAKER AS PER NEC ARTICLE 600-4 AND NEC ARTICLE 600-31 COMPLIANT.
- ***GROUNDING & BONDING AS PER NEC ARTICLE 250.
- ***SIGN IS WIRED AND CONSTRUCTED PER U.L. 2126 COMPLIANT WITH ALL ELECTRICAL COMPONENTS U.L. LISTED.
- ***ALL CONDUCTORS LOCATED OUTSIDE OF THE BUILDING ARE INSTALLED IN SEALED TIGHT WEATHERPROOF WITH FLEXIBLE CONDUIT AND BOX(ES).

This item has been electronically signed and sealed by John J. Orlando, PE using a Digital Signature and date.
Printed copies of this document are not considered signed and sealed and the signature must be verified on any electronic copies.

Conforms to the requirements of the 7th Edition (2020) of the Florida Building Code sections 1609 and 3107, V(ult) = 130 mph, Exposure category = C, Risk category = II
John J. Orlando PE LLC - 165 Old Ridge Road - Macon, GA 31211 - 478 731 5394 - jlorlando@cox.net - Florida registration # 0044089 job 62 235CP

PROJECT #23-1231



512 6th ST. NW
Winter Haven FL, 33881
Ph: 863-268-2825
FL LICENSE #ES12000111

Created For
FARAH & FARAH
Address:
295 NW Commons Loop #005
Lake City, FL 32055

Sales Representative: OREN DOWDY
Customer Approval
Landlord's Approval

Date: 08/09/2023 Scale : NOTED
Filename: /Farah & Farah-Lake City_SHOP_08_09_2023
Designer: SM

Revision Number and Date:

1	2	3
4	5	6
7	8	9

This drawing is the sole property of SignCorp, Inc. (with the exception of registered trademarks) and is submitted for the sole purpose of conveying design intent. By accepting this document from SignCorp, Inc. the recipient agrees that they will not copy or reproduce it in any part nor shall it be revealed in any manner to any person except in the purpose for which it was delivered without prior permission from SignCorp, Inc. Violation of these terms may result in SignCorp, Inc. implementing its right to charge for the drawing / design / and / or may result in court action.

Complies to NEC 2017

All signage to be installed in compliance with National Electrical Code NEC 2017

All signage to be constructed and installed in compliance with UL Standards

Job name Farah & Farah
Job# 6223SCP
Sign company: SignCorp
Installation location: 295 NW Commons Loop #005, Lake City, FL 32055

Section 3107 and 1609 of Florida Building Code 2020 and Chapter 30 ASCE 7-16 applies.
Application of wind pressures using the alternative all heights method for components and cladding

Type of structure: raceway mounted LED channel letters

Occupancy Category: II

Wind velocity (3 sec gust), FBC 2020, section 1609.3: 130 mph

Wind pressure (qz) 43.3 psf

Net Pressure Coefficient (Cnet) from Figure 30.7-2

Components and cladding not in areas of discontinuity - walls and parapets	-1.09	
Wind Pressure	-47.2	psf

Wind load applied between wall and structure, pulling structure away from wall
Load carried by tension in fasteners connecting structure to wall

- maximum height of structure to be attached	2.04	ft
- maximum width of structure to be attached	14.73	ft
- effective projected area factor	1.00	
- projected area of each component to be attached	30.1	ft ²
- wind load	-1419	lbs
- allowable tension load per fastener to	350	lbs
- even number of fasteners minimum of 2 =	-6	
- number of fasteners practically required due to structure shape	10	
- weight of structure is approximately	120	lbs
- allowable shear load per fastener to	125	lbs
- average shear load per fastener =	12.0	lbs

Mounting surface construction is: to be determined
Use methods: 1 through 4

Method 1 - 3/8-16 SS Toggler zip toggle anchors (BCS)

- allowable pull out load = 350 lbs

- allowable shear out load = 125 lbs

<https://toggler.com/pdfs/SNAPTOGGLE%C2%AE-Heavy-Duty-Toggle-Bolts.pdf>

NOTE: . Design assumes that fasteners are installed according to manufacturer's instructions, using correct size drill.

Method 2 - Lag bolts into framing members.

-use 3/8" SS lag bolts with at least 5" of embedment into framing members.

- allowable pull out load = 436 pounds

- allowable tension load = 680 pounds

Method 3 - 3/8-16 316SS through bolts

http://www.tatoolsonline.com/uploads/266/safety_data_bolt_strengths_identification.pdf

clamp load = 5100 lbs

Method 4 - Hilti 3/8" x 5" KWIK BOLT TZ2 SS304 WEDGE ANCHOR

- ultimate tension load = 1520 lbs

- allowable tension load = 380 lbs

- ultimate shear load = 1685 lbs

- allowable shear load = 421 lbs

NOTE: . Design assumes that fasteners are installed according to manufacturer's instructions, using correct size drill.

https://www.hilti.com/medias/sys_master/documents/hac/9233455513630/Technical-information-ASSET-DOC-LOC-1543424.pdf


References:

ASCE 7-16

The 7th Edition (2020) of the Florida Building Code

sheet: 3 of 3

John J. Orlando PE LLC 0044089
165 Old Ridge Road
Macon, GA 31211
(478) 731-5394
jjorlando@cox.net



John J Orlando PE Digitally signed by John J Orlando PE
Date: 2023.08.20 16:15:00 -04'00'