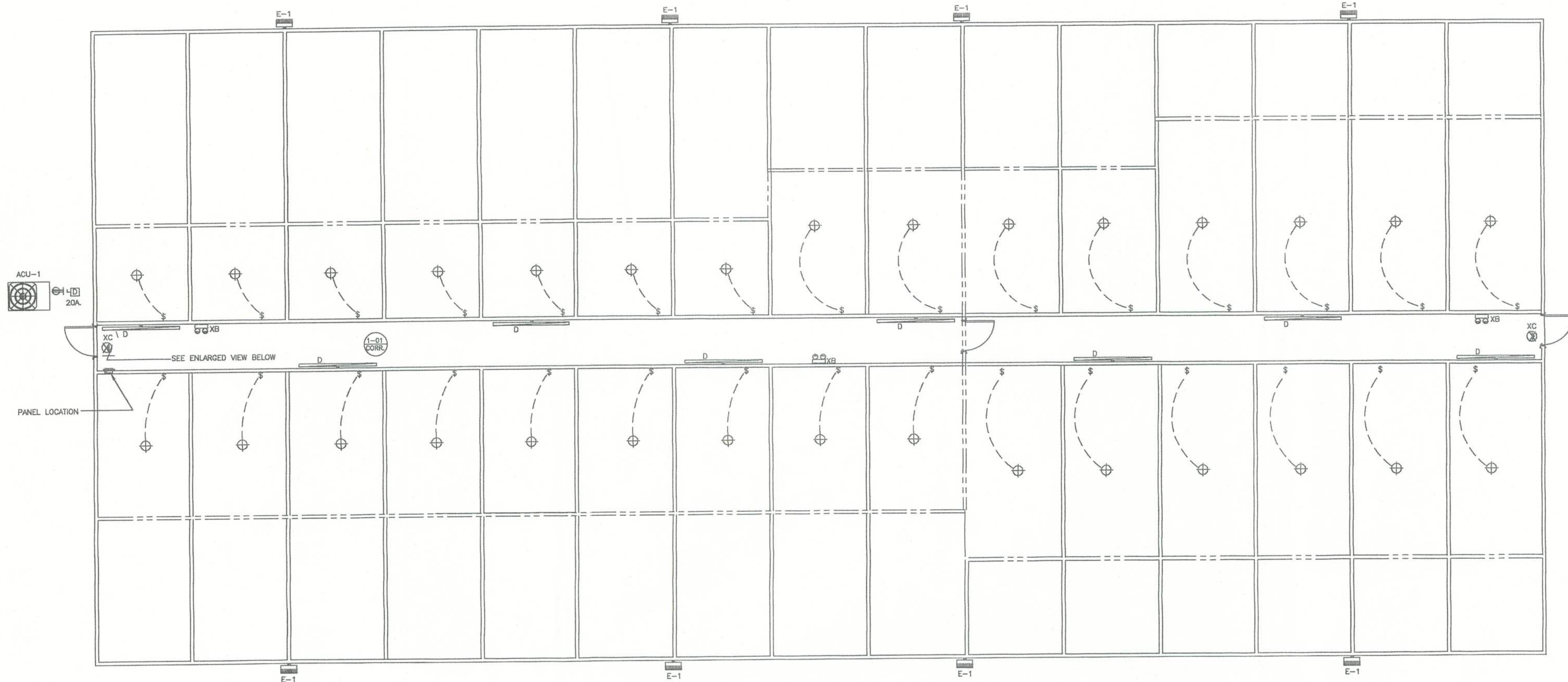


NOTE: THE CONTRACTOR IS DIRECTED TO REVIEW ALL CONSTRUCTION DRAWINGS & SPECIFICATIONS FOR ACCURACY & COMPLETENESS. ANY CONFLICTING INFORMATION SHALL BE BROUGHT TO THE IMMEDIATE ATTENTION OF THE ENGINEER OF RECORD FOR RESOLUTION & CLARIFICATION.

STORAGE BUILDING ELECTRICAL PLAN VIEW

SCALE NOTE:
PLAN VIEW: 1/8" = 1'-0"



NOTE: CONTRACTOR SHALL VERIFY ALL LUMENS & F.C. REQUIREMENTS W/ SELECTED LAMP SUPPLIER & LESSEE REQUIREMENTS
LAMP SUPPLIER TO VERIFY COMPLIANCE W/ ENERGY POLICY ACT OF 1992 (EPAC) AND THE MINIMUM STANDARDS OF THE ILLUMINATING ENGINEERING SOCIETY OF NORTH AMERICA.
CONTRACTOR SHALL VERIFY THE FOLLOWING
SHIELDING MAY BE REQUIRED FOR USE OF COMPUTERS & SPECIFIC ELECTRONIC VOICE OR DATA EQUIPMENT - COORDINATE W/ MANUFACTURER / SUPPLIER & ELECTRICAL CONTRACTOR TO PROVIDE AS REQUIRED.

ELECTRICAL FIXTURE SYMBOLS

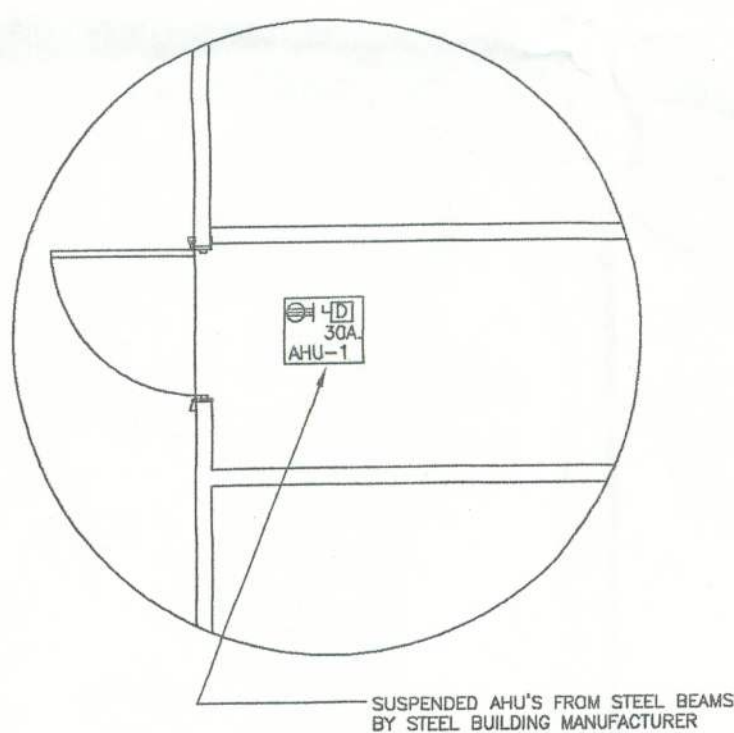
- WALL BRACKET FLUORESCENT, SURFACE MOUNTED
- WALL MOUNTED, EXTERIOR LIGHTING
- CEILING MOUNTED INCANDESCENT LIGHT
- EXIT SIGNAGE - CEILING MOUNTED, SINGLE OR DOUBLE FACED
DARKENED QUADRANT INDICATES FACE, ARROWS AS INDICATED
- EMERGENCY LIGHTING
- SURFACE MOUNTED 120/240V PANELBOARD, TOP @ 6'-6" A.F.F.
- JUNCTION BOX
- DISCONNECT SWITCH: SIZE AS NOTED
- MECHANICAL EQUIPMENT - REFER TO HVAC PLANS

NOTES:

CONTRACTOR SHALL VERIFY ALL MODEL NUMBERS AND PROVIDE ALL OPTIONS LISTED IN DESCRIPTIONS AND ANY OTHER HARDWARE REQUIRED FOR PROPER INSTALLATION OF ALL FIXTURES
ALL WORK SHALL BE IN EMT OR NMT CONDUIT
CONNECT TO EXISTING ELECTRICAL PANEL
ALL WORK SHALL BE IN FULL COMPLIANCE W/ THE LATEST EDITION OF THE FLORIDA ELECTRICAL CODE

LIGHTING FIXTURE SCHEDULE

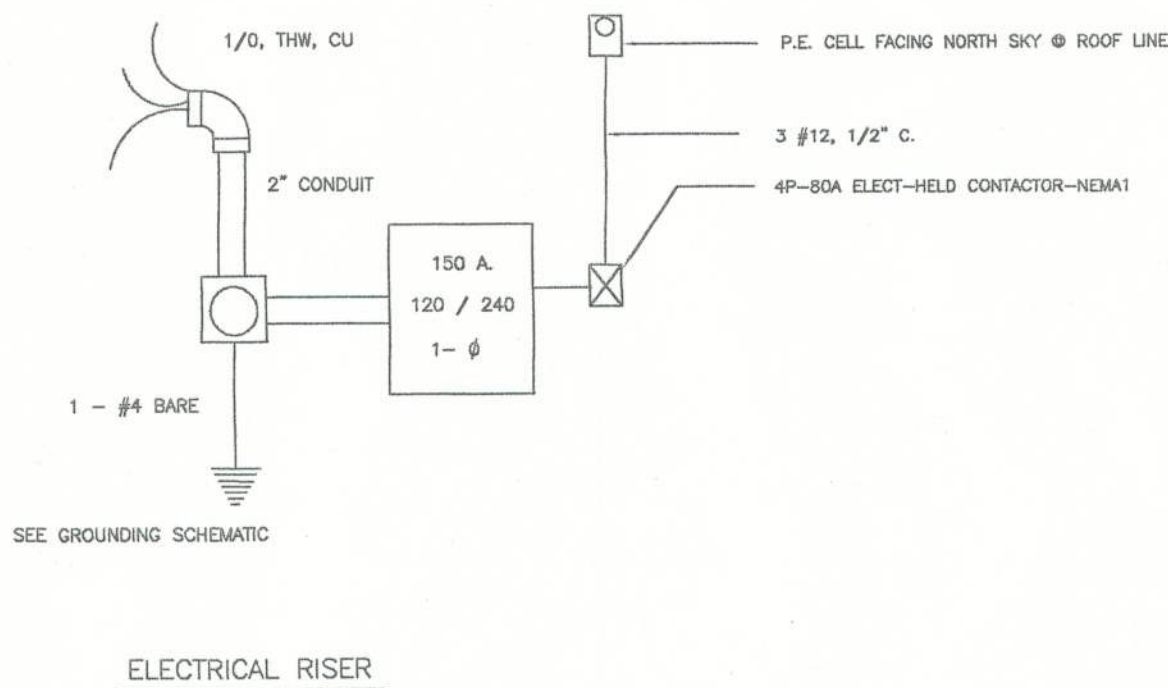
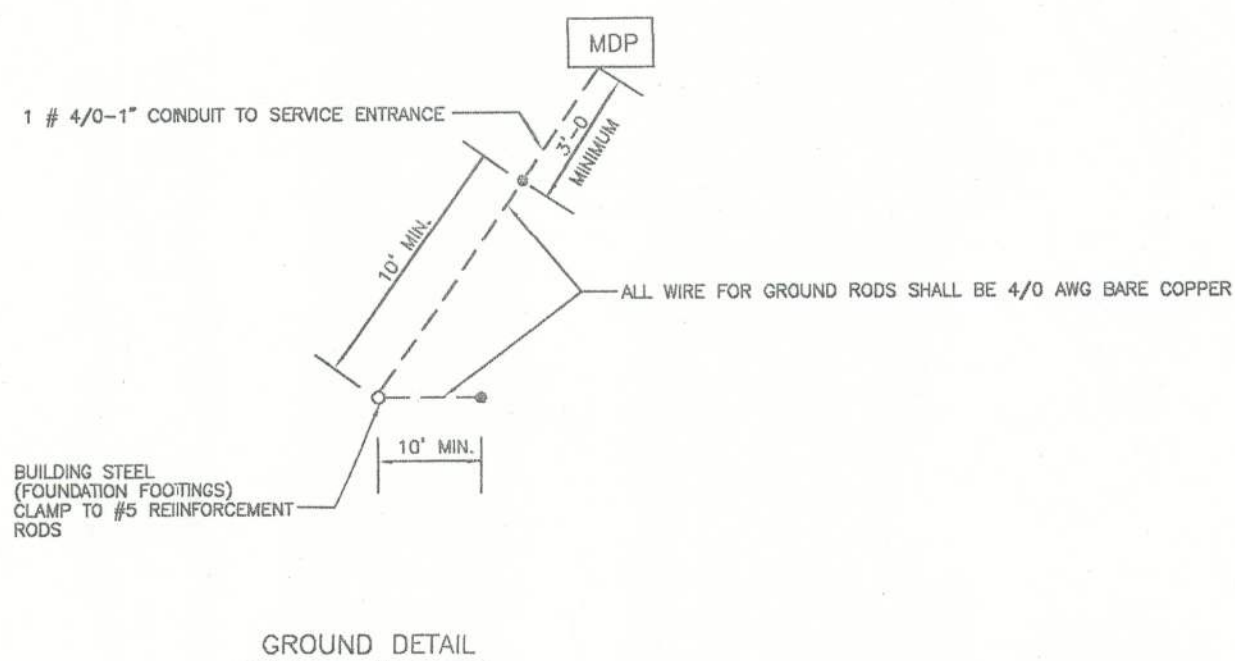
- D 6' LONG, 1- LAMP FLUORESCENT STRIP WITH ELECTRONIC BALLAST, INTERVALLY FUSED AND WHITE FINISH
LAMP: T8
INSTALLATION: SURFACE MOUNTED
MANUFACTURER: CONTRACTOR SELECTED - OWNER APPROVED
VOLTAGE: 120 V
WATTAGE: 65 W
- E1 NEMA HEAVY DUTY CONSTRUCTION OF DIE-CAST ALUMINUM W/ THERMAL & SHOCK RESISTANT LENS W/ A HIGH POWER BALLAST FACTOR, CONSTANT WATTAGE AUTOTRANSFORMER
LAMP: 1-LAMP
INSTALLATION: SURFACE MOUNTED ABOVE EAVE HEIGHT ON SIDE WALL(S) & END WALL
MANUFACTURER: LITHONIA MODEL No. TFG400S TA TB
VOLTAGE: 120 V
WATTAGE: 400 W
- XB SELF CONTAINED EMERGENCY BATTERY PACK WITH TWO LIGHTING HEADS, TEST SWITCH AND WHITE FINISH
LAMP: LED LAMPS (PROVIDED)
INSTALLATION: WALL MOUNTED 12" BELOW CEILING
MANUFACTURER: SURELITES AAT
VOLTAGE: 120 V
WATTAGE: 25 W
- XC SELF CONTAINED EMERGENCY LED EXIT SIGN WITH CAST ALUMINUM HOUSING, RED LETTERS, SINGLE STENCIL FACE, CAPABLE OF 90 MINUTES OPERATION ON BATTERY. PROVIDE WITH ARROWS AS INDICATED ON PLAN VIEWS.
LAMP: LED LAMPS (PROVIDED)
INSTALLATION: CEILING MOUNTED
MANUFACTURER: SURELITES CM717000R-ARROWS AS INDICATED
VOLTAGE: 120 V
WATTAGE: 5W
- XCD SAME AS TYPE "XC" EXCEPT DOUBLE FACED
- XW SAME AS TYPE "XC" EXCEPT WALL MOUNTED
- XCL SAME AS TYPE "XC" EXCEPT FLUSH MOUNTED 18" A.F.F.



PANEL				10,000 AMPS, RMS, SYM. I.C. INTEGRATED EQUIPMENT RATING			
120/240 VOLTS, 1 PHASE, 3 WIRE, 150 AMPS				□ MAIN BREAKER □ FLUSH MOUNTED □ SURFACE MOUNTED			
SERVES	TRIP			SERVES	TRIP		
AREA 1-01 LIGHTING & RECEPTACLES	20	1		2	20	AREA 1-01 LIGHTING	
EXTERIOR LIGHTING	20	3		4	20	EXTERIOR LIGHTING	
EXTERIOR LIGHTING	20	5		6	20	EXTERIOR LIGHTING	
ACU-1	50	7		8	30	AHU-1	
	2	9		10	2		
SPARE		11		12		SPARE	
SPARE		13		14		SPARE	
SPARE		15		16		SPARE	
SPARE		17		18		SPARE	
SPARE		19		20		SPARE	
SPARE		21		22		SPARE	
SPARE		23		24		SPARE	

ALL BREAKERS IN PANEL E TO BE GFCI TYPE

ALL WIRING SHALL BE IN NMT CONDUIT PER LATEST EDITION OF THE NATIONAL ELECTRICAL CODE



Curis Ken
11/10/03