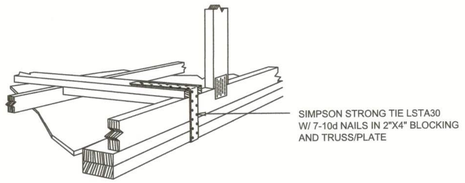

GABLE END GYPSUM DIAPHRAGM HOLDOWN CONNECTOR

A.1

SCALE: NONE

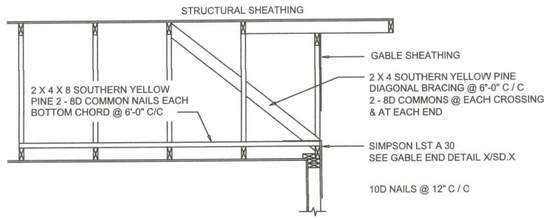

END WALL BRACING FOR CEILING DIAPHRAGM

A

NTS (ALTERNATIVE TO BALLOON FRAMING)

NOTE: ALL WOOD TO BE NUMBER 2 GRADE SOUTHERN YELLOW PINE

ROOF SHEATHING FASTENINGS			
NAILING ZONE	SHEATHING TYPE	FASTENER	SPACING
1	7/16 " O.S.B. OR 15/32 CDX	8d COMMON OR 8d HOT DIPPED GALVANIZED BOX NAILS	6 in. o.c. EDGE 12 in. o.c. FIELD
2			6 in. o.c. EDGE 6 in. o.c. FIELD
3			4 in. o.c. @ GABLE ENDWALL OR GABLE TRUSS 6 in. o.c. EDGE 6 in. o.c. FIELD

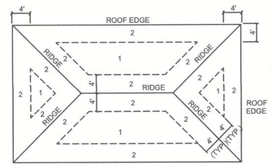

ROOF SHEATHING NAILING ZONES (HIP ROOF)

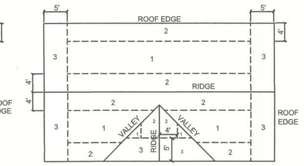

ROOF SHEATHING NAILING ZONES (GABLE ROOF)

Roof Nail Pattern DET.

B

SCALE: NONE

HEADER SPANS FOR EXTERIOR BEARING WALLS							
HEADERS SUPPORTING:	HEADER SIZE	BUILDING WIDTH (FT)					
		20'		28'		36'	
		SPAN	# JACKS	SPAN	# JACKS	SPAN	# JACKS
ROOF, CEILING	2-2x4	3'-6"	1	3'-2"	1	2'-10"	1
	2-2x6	5'-5"	1	4'-8"	1	4'-2"	1
	2-2x8	6'-10"	1	5'-11"	2	5'-4"	1
	2-2x10	8'-5"	2	7'-3"	2	6'-6"	2
	2-2x12	9'-9"	2	8'-5"	2	7'-6"	2
	3-2x8	8'-4"	1	7'-5"	1	6'-8"	1
	3-2x10	10'-6"	1	9'-1"	2	8'-2"	1
	3-2x12	12'-2"	2	10'-7"	2	9'-5"	2
	4-2x8	9'-2"	1	8'-4"	1	9'-2"	1
	4-2x10	11'-8"	1	10'-6"	1	9'-5"	1
	4-2x12	14'-1"	1	12'-2"	2	10'-11"	1

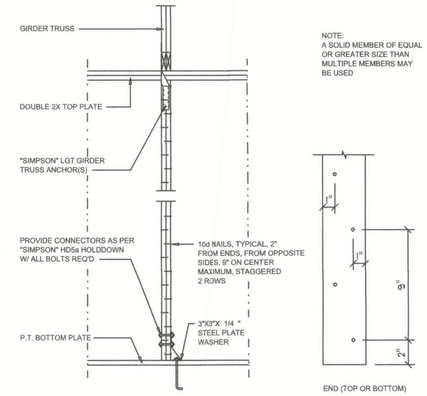

Girder Truss Column DET.

C

SCALE: 1/2" = 1'-0"

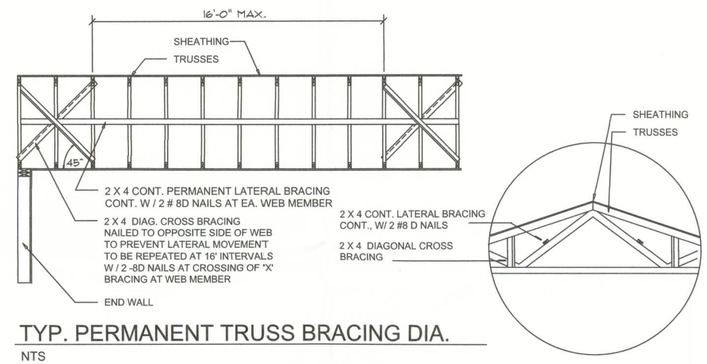

TYP. PERMANENT TRUSS BRACING DIA.

NTS

NOTE: ALL WOOD TO BE NUMBER 2 GRADE SOUTHERN YELLOW PINE

Truss Bracing DETAILS

D

SCALE: AS NOTED

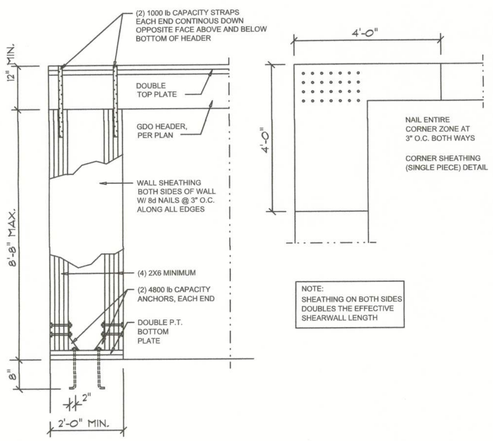

Garage End Wall DETAILS

G

SCALE: 1/2" = 1'-0"

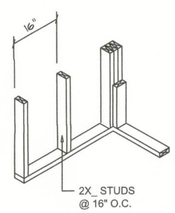

WALL CORNER

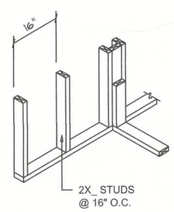

WALL INTERSECTION

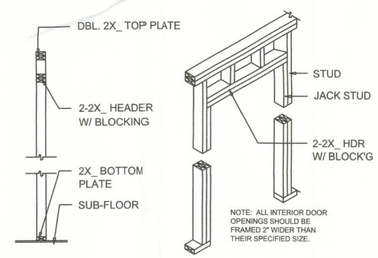

NON-BEARING WALL HEADER

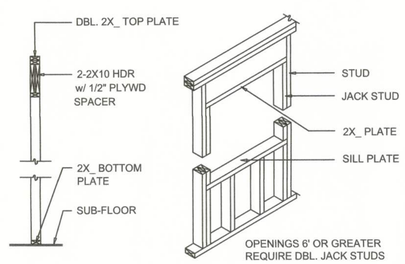

TYPICAL WINDOW HEADER

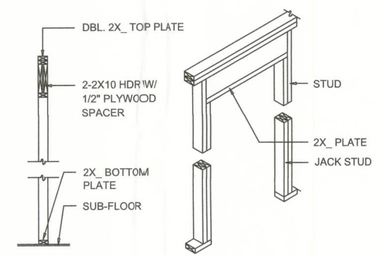

BEARING WALL HEADER

Wall Framing/Header DETAILS

F

SCALE: NONE

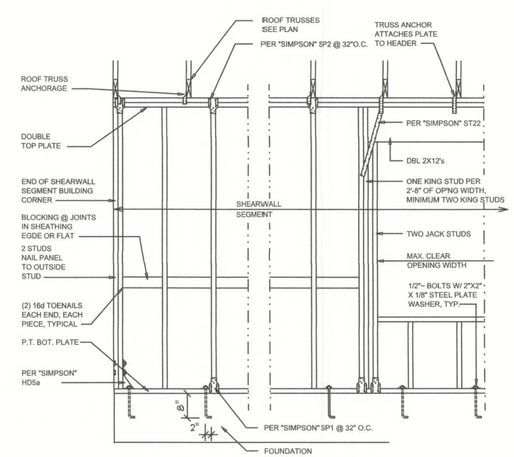

SHEARWALL NOTES:

1. ALL SHEARWALLS SHALL BE TYPE 2 SHEARWALLS AS DEFINED BY STD 10-97 SBBCI 305.4.3.
2. THE WALL SHALL BE ENTIRELY SHEATHED WITH 7/16 " O.S.B. INCLUDING AREAS ABOVE AND BELOW OPENING.S
3. ALL SHEATHING SHALL BE ATTACHED TO FRAMING ALONG ALL FOUR EDGES WITH JOINTS FOR ADJACENT PANELS OCCURING OVER COMMON FRAMING MEMBERS OR ALONG BLOCKING.
4. NAIL SPACING SHALL BE 6" O.C. EDGES AND 12" O.C. IN THE FIELD.
5. TYPE 2 SHEARWALLS ARE DESIGNED FOR THE OPENING IT CONTAINS. MAXIMUM HEIGHT OF OPENING SHALL BE 5/6 TIMES THE WALL HEIGHT. THE MINIMUM DISTANCE BETWEEN OPENINGS SHALL BE THE WALL HEIGHT/3.5 FOR 8'-0" WALLS (2'-3").

OPENING WIDTH	SILL PLATES	16d TOE NAILS EACH END
UP TO 6'-0"	(1) 2x4 OR (1) 2x6	1
> 6' TO 9'-0"	(3) 2x4 OR (1) 2x6	2
> 9' TO 12'-0"	(5) 2x4 OR (2) 2x6	3

Shear Wall DETAILS

E

SCALE: NONE

NOTE: ALL DRAWINGS NOT TO BE SCALED, WRITTEN DIMENSIONS TAKE PRECEDENCE OVER SCALED DIMENSIONS

REVISIONS
November 04, 2011

SOFTPLAN ARCHITECTURAL DESIGN SOFTWARE

DETAILS SHEET
1/4" = 1'-0"
SCALE:

A CUSTOM RESIDENCE FOR:
TOMMY & ARICA BULOCK
PROJECT ADDRESS: COLUMBIA COUNTY, FLORIDA

AR0007005

NICHOLAS PAUL GEISLER ARCHITECT
N.C.A.R.B. Certified
1758 NW Brown Rd.
Lake City, FL 32055
(386) 755-9021

JOB NUMBER
111002

SHEET NUMBER
S.4
OF 4 SHEETS