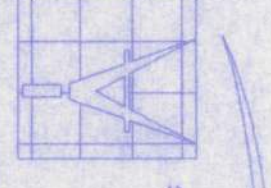


W.B. Brown  
6/20/05

# PAUL BROWN RESIDENCE

161 NW MADISON STREET  
SUITE #102  
LAKE CITY, FL. 32055  
(386)758-4209



**Freeman**  
Design Group  
INC.

DATE: 6/21/05  
DRAWN BY: J.T.D.

REVISIONS

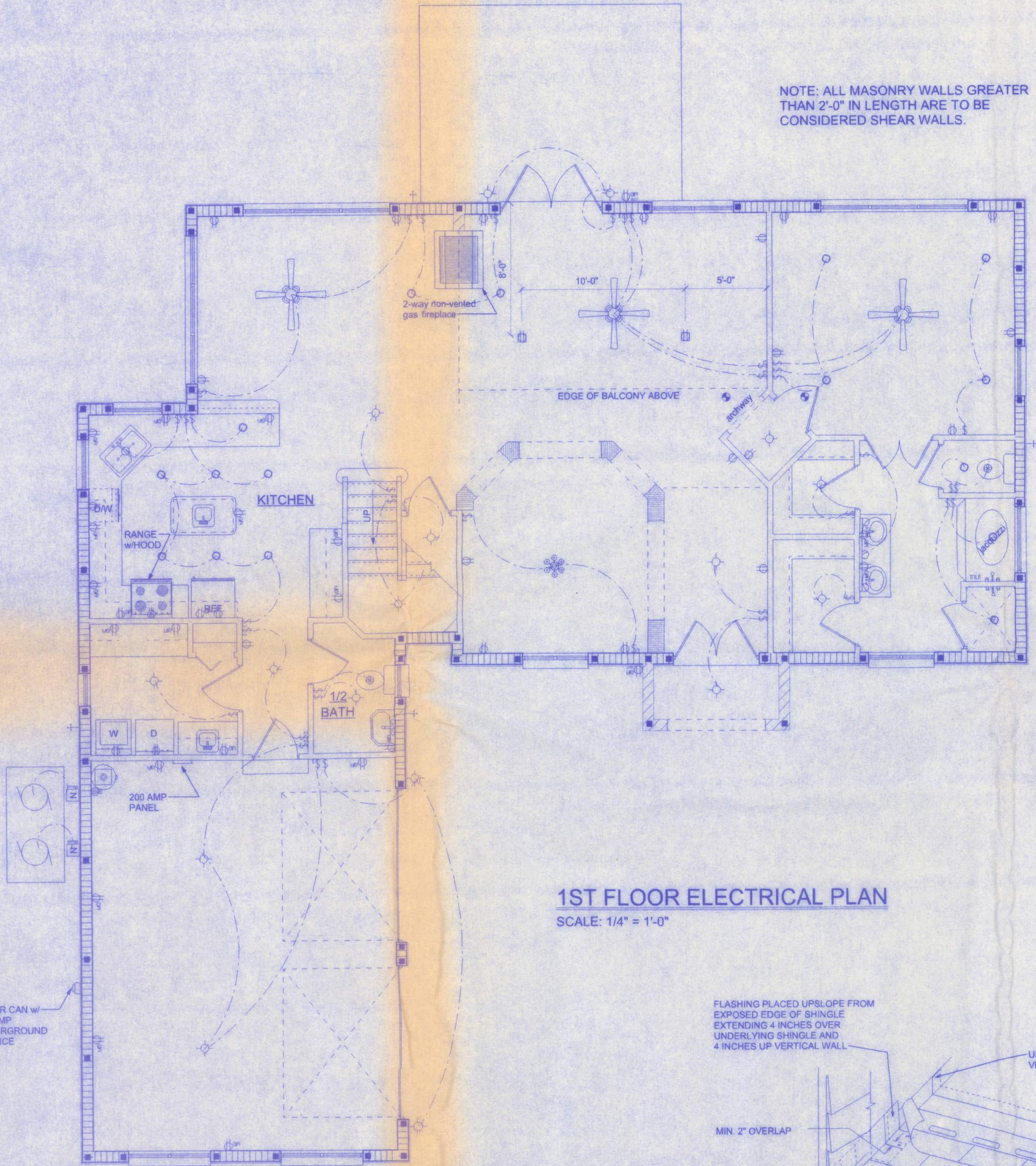
SHEET: A-7

OF: 11

PROJECT NO.

CERTIFICATE OF AUTHORIZATION # 00000701

NOTE: ALL MASONRY WALLS GREATER THAN 2'-0" IN LENGTH ARE TO BE CONSIDERED SHEAR WALLS.



**1ST FLOOR ELECTRICAL PLAN**  
SCALE: 1/4" = 1'-0"

ELECTRICAL	SYMBOL
ceiling fan spotlights 1	
chandelier	
pot light	
track light	
electric motor	
electrical panel	
meter can	
non-fused disconnect	
50 cfm exhaust fan	
Light	
outlet	
outlet 220v	
outlet floor	
outlet gfi	
smoke detector	
switch	
switch 3 way	
weatherproof gfi	

## SHINGLED ROOF DETAILS

DECK REQUIREMENTS:  
ASPHALT SHINGLES SHALL BE FASTENED TO SOLIDLY SHEATHED DECKS.

SLOPE:  
ASPHALT SHINGLES SHALL BE USED ONLY ON ROOF SLOPES OF 2:12 OR GREATER. FOR ROOF SLOPES FROM 2:12 TO 4:12, DOUBLE UNDERLAYMENT IS REQUIRED.

UNDERLAYMENT:  
UNLESS OTHERWISE NOTED, UNDERLAYMENT SHALL CONFORM WITH ASTM D 226, TYPE 1, OR ASTM D 4869, TYPE 1.

SELF-ADHERING POLYMER MODIFIED BITUMEN SHEET:  
SELF ADHERING POLYMER MODIFIED BITUMEN SHALL COMPLY WITH ASTM D 1970.

ASPHALT SHINGLES:  
ASPHALT SHINGLES SHALL HAVE SELF SEAL STRIPS OR BE INTERLOCKING, AND COMPLY WITH ASTM D 225 OR ASTM D 3462.

FASTENERS:  
FASTENERS FOR ASPHALT SHINGLES SHALL BE GALVANIZED, STAINLESS STEEL, ALUMINUM OR COPPER ROOFING NAILS, MINIMUM 12 GAUGE SHANK WITH A MINIMUM 3/8 INCH DIAMETER HEAD, OF A LENGTH TO PENETRATE THROUGH THE ROOFING MATERIAL AND A MINIMUM 3/4" INTO THE ROOF SHEATHING. WHERE ROOF SHEATHING IS LESS THAN 3/4" THICK, THE NAILS SHALL PENETRATE THROUGH THE SHEATHING.

ATTACHMENT:  
ASPHALT SHINGLES SHALL BE SECURED TO THE ROOF WITH NOT LESS THAN FOUR FASTENERS PER STRIP SHINGLE OR TWO FASTENERS PER INDIVIDUAL SHINGLE. WHERE ROOFS LOCATED IN BASIC WIND SPEED OF 110 MPH OR GREATER, SPECIAL METHODS OF FASTENING ARE REQUIRED. UNLESS OTHERWISE NOTED, ATTACHMENT OF ASPHALT SHINGLES SHALL CONFORM WITH ASTM D 3161 OR M-DC PA 107-95.

UNDERLAYMENT APPLICATION:  
FOR ROOF SLOPES FORM 2:12 TO 4:12, UNDERLAYMENT SHALL BE A MINIMUM OF TWO LAYERS APPLIED AS FOLLOWS:

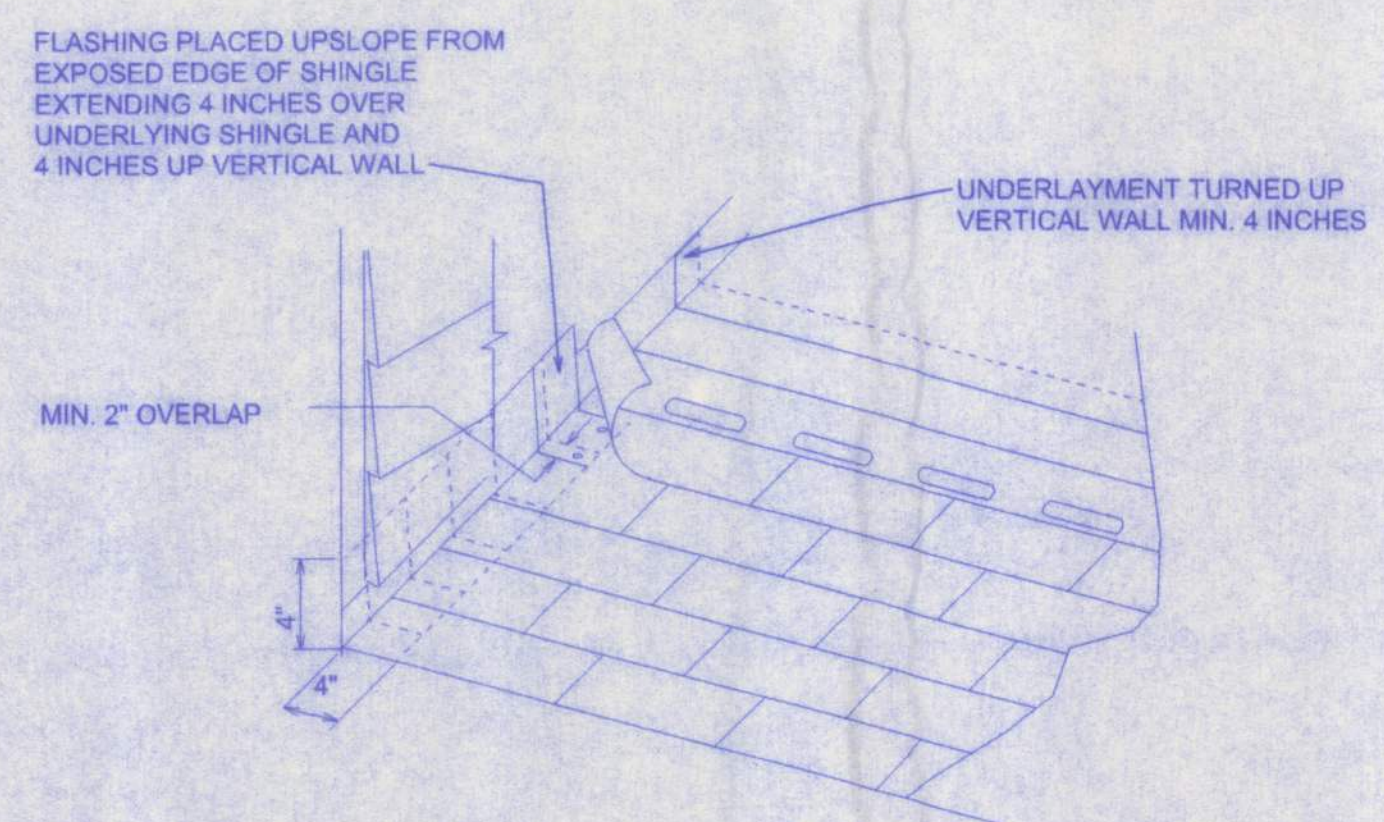
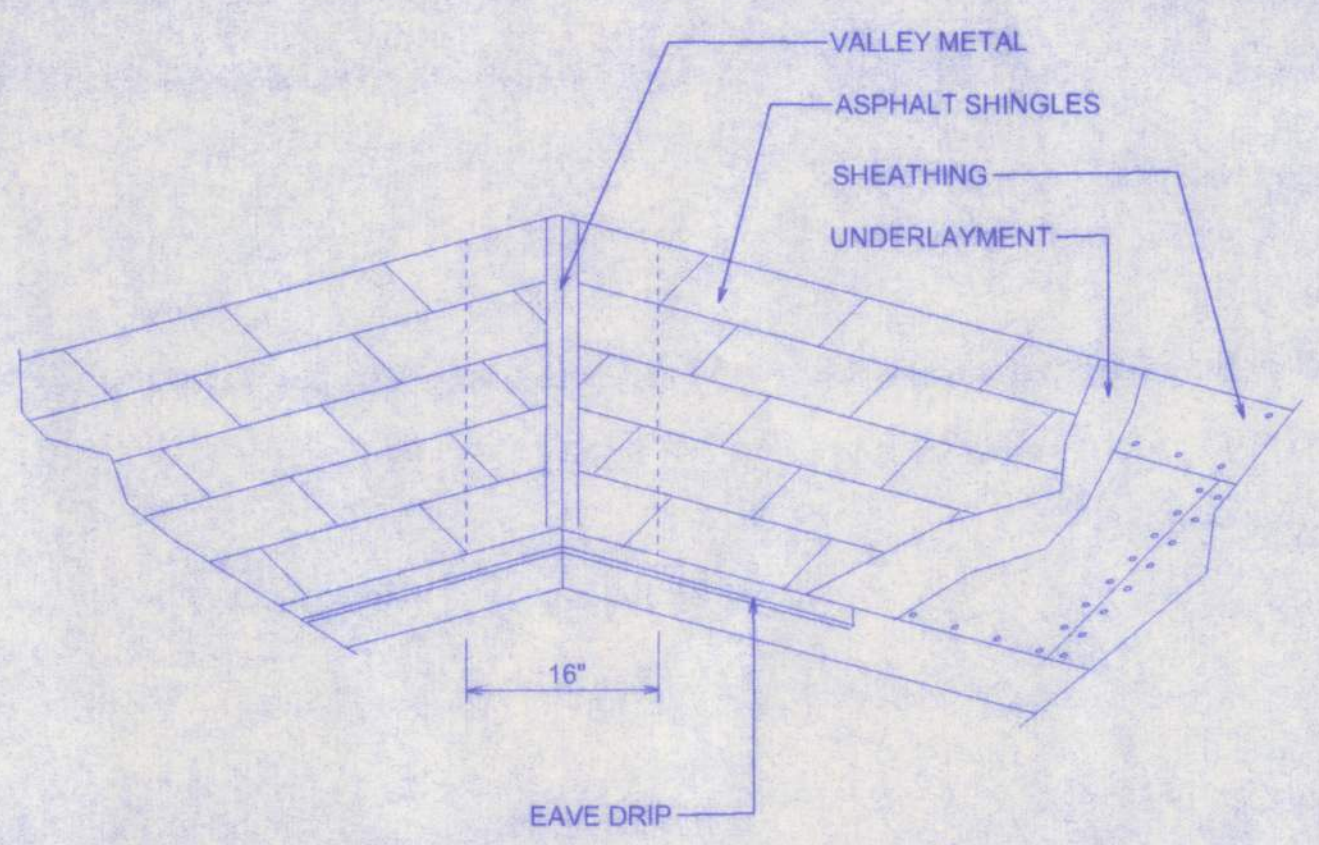
1. STARTING AT THE EAVE, A 19 INCH STRIP OF UNDERLAYMENT SHALL BE APPLIED PARALLEL WITH THE EAVE AND FASTENED SUFFICIENTLY TO STAY IN PLACE.
2. STARTING AT THE EAVE, 36 INCH WIDE STRIPS OF UNDERLAYMENT FELT SHALL BE APPLIED OVERLAPPING SUCCESSIVE SHEETS 19 INCHES AND FASTENED SUFFICIENTLY TO STAY IN PLACE.

FOR ROOF SLOPED 4:12 AND GREATER, UNDERLAYMENT SHALL BE A MINIMUM OF ONE LAYER OF UNDERLAYMENT FELT APPLIED AS FOLLOWS:  
STARTING AT THE EAVE, UNDERLAYMENT SHALL BE APPLIED SHINGLE FASHION PARALLEL TO THE EAVE, LAPPED 2 INCHES, AND FASTENED SUFFICIENTLY TO STAY IN PLACE.

BASE AND CAP FLASHINGS:  
BASE AND CAP FLASHING SHALL BE INSTALLED IN ACCORDANCE WITH MANUFACTURER'S INSTALLATION INSTRUCTIONS. BASE FLASHING SHALL BE OF EITHER CORROSION RESISTANT METAL OF MINIMUM NOMINAL THICKNESS 0.019 INCH OR MINERAL SURFACE ROLL ROOFING WEIGHING A MINIMUM OF 77 LBS PER 100 SQUARE FEET. CAP FLASHING SHALL BE CORROSION RESISTANT METAL OF MINIMUM NOMINAL THICKNESS OF 0.019 INCH.

VALLEYS:  
VALLEY LININGS SHALL BE INSTALLED IN ACCORDANCE WITH MANUFACTURER'S INSTALLATION INSTRUCTIONS BEFORE APPLYING ASPHALT SHINGLES. VALLEY LININGS OF THE FOLLOWING TYPES SHALL BE PERMITTED:

1. FOR OPEN VALLEYS LINED WITH METAL, THE VALLEY LINING SHALL BE AT LEAST 16 INCHES WIDE AND OF ANY OF THE CORROSION RESISTANT METALS IN TABLE 1507.3.9.2.
2. FOR OPEN VALLEYS, VALLEY LINING OF TWO PLYS OF MINERAL SURFACE ROLL ROOFING SHALL BE PERMITTED. THE BOTTOM LAYER SHALL BE 18 INCHES AND THE TOP LAYER A MINIMUM OF 36 INCHES WIDE.
3. FOR CLOSED VALLEYS VALLEY LINING SHALL BE ONE OF THE FOLLOWING:
  1. BOTH TYPES 1 AND 2 ABOVE, COMBINED.
  2. ONE PLY OF SMOOTH ROLL ROOFING AT LEAST 36 INCHES WIDE AND COMPLYING WITH ASTM D 224.
  3. SPECIALTY UNDERLAYMENT AT LEAST 36 INCHES WIDE AND COMPLYING WITH ASTM D 1970.



MATERIAL	MINIMUM THICKNESS (in)	GAGE	WEIGHT (LB)
COPPER			1
ALUMINUM	0.024		
STAINLESS STEEL		28	
GALVANIZED STEEL	0.0179	26 (ZINC COATED G90)	
ZINC ALLOY LEAD PAINTED TERNE	0.027		2 1/2 20