

BEARING HEIGHT SCHEDULE

8'-0"

OVERHANG

6/12

ROOF PITCH(S)

2'-0"

NOTES:

- 1) REFER TO HB 91 (RECOMMENDATIONS FOR HANDLING INSTALLATION AND TEMPORARY BRACING) REFER TO ENGINEERED DRAWINGS FOR PERMANENT BRACING REQUIRED
- 2) ALL TRUSSES (INCLUDING TRUSSES UNDER VALLEY FRAMING) MUST BE COMPLETELY DECKED OR REFER TO DETAIL V05 FOR ALTERNATE BRACING REQUIREMENTS
- 3) ALL VALLEYS ARE TO BE CONVENTIONALLY FRAMED BY BUILDER
- 4) ALL TRUSSES ARE DESIGNED FOR 2 o.c. MAXIMUM SPACING, UNLESS OTHERWISE NOTED
- 5) ALL WALLS SHOWN ON PLACEMENT PLAN ARE CONSIDERED TO BE LOAD BEARING, UNLESS OTHERWISE NOTED
- 6) 5/4x2 TRUSSES MUST BE INSTALLED WITH THE TOP BEING UP
- 7) ALL ROOF TRUSSES HANGERS TO BE SAMPSON H526 UNLESS OTHERWISE NOTED. ALL FLOOR TRUSSES HANGERS TO BE SAMPSON THA42 UNLESS OTHERWISE NOTED
- 8) BEAMHANGER/INTEL (HOB) TO BE FURNISHED BY BUILDER

SHOP DRAWING APPROVAL

THIS LAYOUT IS THE SOLE SOURCE FOR FABRICATION OF TRUSSES AND V05S. ALL PREVIOUS ARCHITECTURAL OR OTHER TRUSS LAYOUTS, REVIEW AND APPROVAL OF THIS LAYOUT MUST BE RECEIVED BEFORE ANY TRUSSES WILL BE BUILT. VERIFY ALL CONDITIONS TO BEFARE AGAINST CHANGES THAT WILL RESULT IN EXTRA CHARGES TO YOU.

Approved By _____ Date _____
Engineered Bearing Base _____



Bunnell
PHONE 904-437-3349 FAX 904-437-3494
Jacksonville
PHONE 904-772-6100 FAX 904-772-1973
Lake City
PHONE 904-755-6844 FAX 904-755-7573
Sanford
PHONE 407-322-0059 FAX 407-322-5553

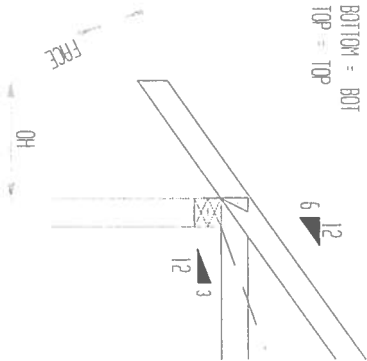
BUILDER:
WOODMAN PARK BLDG. INC.

LEGAL ADDRESS:
COLUMBIA, FL

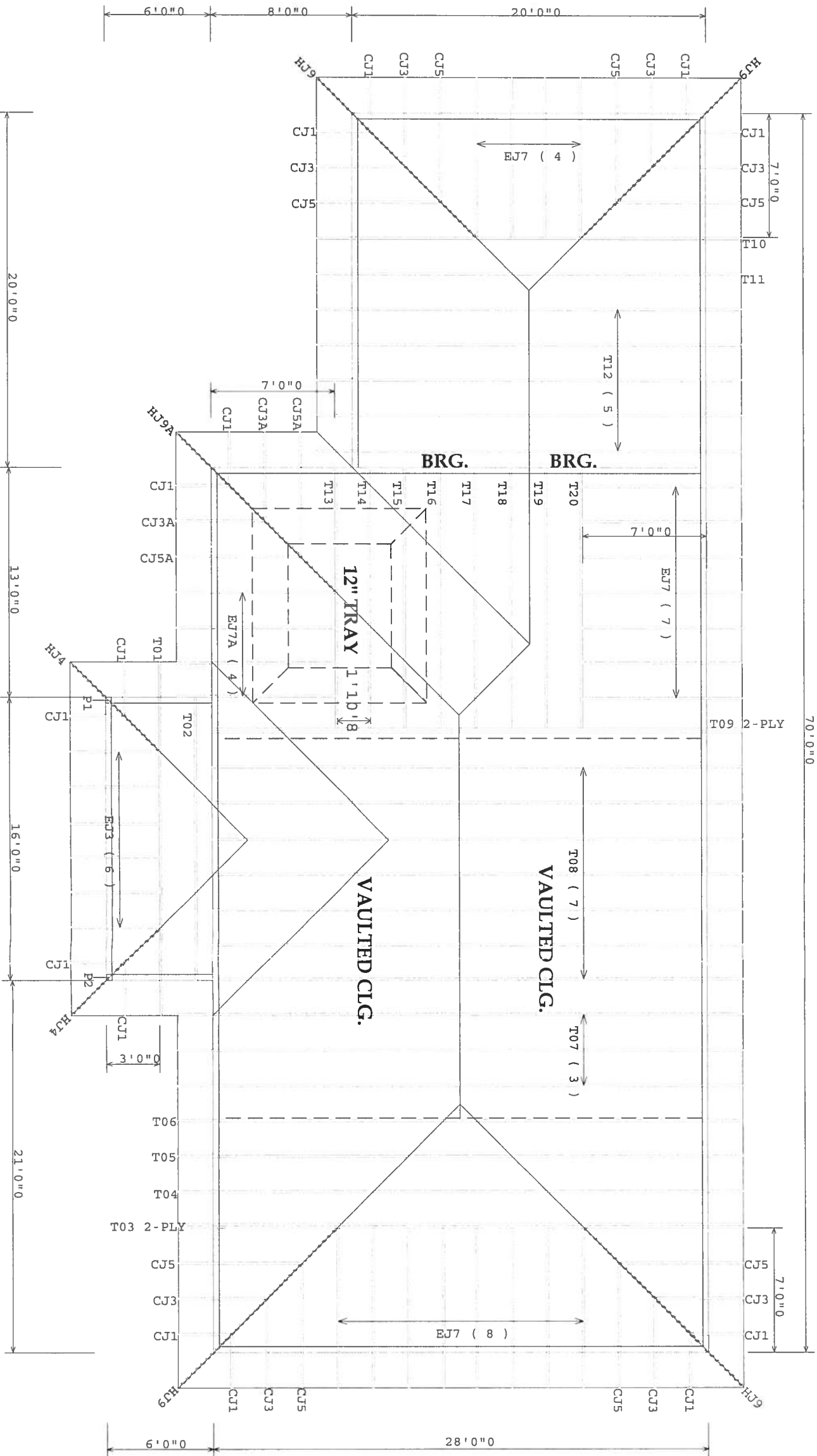

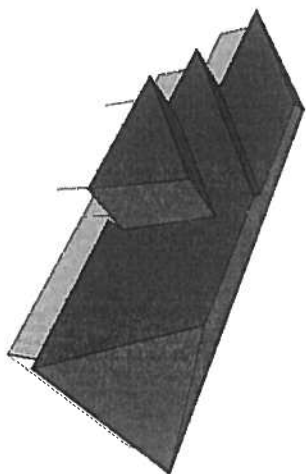
MODEL:
CUSTOM

DATE: 03/20/06
DRAWN BY: AM
JOB #: L155846

APPROVED TRUSS FRACER BY BUILDER
PLUMB CUT OVERHANG
HEEL HEIGHT = HEEL
BOT TOM = BOT
TOP = TOP



TRUSS END DETAIL



HANGER SCHEDULE

(8) HTU26